



The National Alliance of  
Respiratory Therapy Regulatory Bodies

L'Alliance nationale des organismes de  
réglementation de la thérapie respiratoire

SEPTEMBER 2018

# RESPIRATORY THERAPY PRACTICE IN CANADA:

A Statistical Analysis Companion to the NCF 2018



# Table of Contents

<b>Foreward</b> .....	<b>3</b>
How to use this document.....	4
<b>Section 1 - Role of a Respiratory Therapist in Ontario vs. National</b> .....	<b>5</b>
Entry to Practice RTs .....	7
Experienced RTs .....	12
Senior RTs .....	17
Expert RTs .....	22
<b>Section 2 - Skills Ratings for Ontario</b> .....	<b>27</b>
Core Competencies Across Career Stages .....	28
Clinical Competencies Across Career Stages.....	33
<b>Section 3 - Role Profile of Largest Provinces vs. National</b> .....	<b>44</b>
Entry to Practice RTs .....	46
Experienced RTs .....	51
<b>Section 4 - National &amp; Provincial Comparisons</b> .....	<b>56</b>
Core Competencies Across Career Stages .....	58
Clinical Competencies Across Career Stages.....	80

# Foreword

This document was developed as a statistical companion to the National Competency Framework (NCF) 2016 and is the first of its kind for Respiratory Therapy in Canada. It was developed from the same data gathered for the development of the NCF and is intended to provide a statistical analysis of that data to graphically create a snapshot of practice for Respiratory Therapists (RTs) in Canada, including:

- The role profile of an RT in Ontario, defined by listing the competencies in order from most to least commonly performed. This is presented separately for each of the four career stages;
- The reported skill level of performance in Ontario for each core competency, displayed as a progression across all four career stages;
- The reported skill level of performance in Ontario for each clinical competency, displayed as a progression across all four career stages and for each patient population (adult, paediatric and neonatal); and,
- A comparison of the roles in Ontario, Alberta and Quebec, benchmarked against the national average.

This marks the 4<sup>th</sup> major use for the data collected by the NARTRB in 2016 – the development of a National Competency Framework for use in defining the entry-to-practice competencies for Respiratory Therapy; the development of an exam blueprint for use when developing a credentialing exam (e.g. CBRC exam); the establishment of competency-based tools for use in accreditation programs for Respiratory Therapy educational programs; and now, for understanding the state of practice by Respiratory Therapists through a statistical analysis of the NCF data.

## **How to Use This Document**

This document may be used by both regulators and others. It may serve as a basis for benchmarking exercises, for developing and enhancing quality assurance and professional development programs, or for simply developing a better understanding of how the competencies defined in the NCF are used by RTs across the country.

The data gathered for the development of the NCF was done in a way to identify which competencies are being performed by RTs at each career stage, how frequently each competency was performed, and the skill level at which each competency was performed. The various graphs in this document were generated by comparing those three data points (competency, frequency and skill level) in a number of different ways to assist in understanding and interpreting the data.

It is important to remember that this data represents a provincial or national average only. RTs who submitted the data work in a variety of practice settings and with a range of patient populations and those submissions were all added together, producing an average value. This data does not represent any one specific area of practice or patient population. Rather, it represents the generalized role of an RT in each jurisdiction presented herein.

Section 1 portrays the role of an RT in Ontario. The competencies are listed in order from most frequently performed (i.e. daily) down to the least frequently performed (i.e. rarely or never). By analysing that list, one can begin to understand what the daily role of an RT consists of, in terms of the competencies performed.

Section 2 portrays the skill level associated with performance of each competency in the NCF in Ontario. The skill level for each competency is presented at each of the four career stages and the graphs in this series display those skill levels side by side, allowing one to understand how the skill level progresses across the career stages.

Section 3 repeats the depiction of skill progression across career stages in Ontario seen in Section 2 but additionally displays that progression for three different patient populations – adult, paediatric, and neonatal. This allows the reader to better understand how practice in Ontario differs in each of those three patient populations.

Finally, Section 4 benchmarks the general role of an RT (as seen in Section 1) in three different jurisdictions against the national average. This is done for both the Entry to Practice and Experienced career stages.



# CORE & CLINICAL COMPETENCIES

# The Role Profile of a Respiratory Therapist in Ontario

The role profile of the Respiratory Therapist in Ontario depicts the Core and Clinical Sub-Competencies from top to bottom in order of frequency applied in practice for each career stage. For each Sub-Competency, the national average has been added to provide an overview of similarities and differences in the role Respiratory Therapists fulfill in each jurisdiction compared to the pan-Canadian average.

**Respondents self-evaluated for each sub-competency on a scale of:**

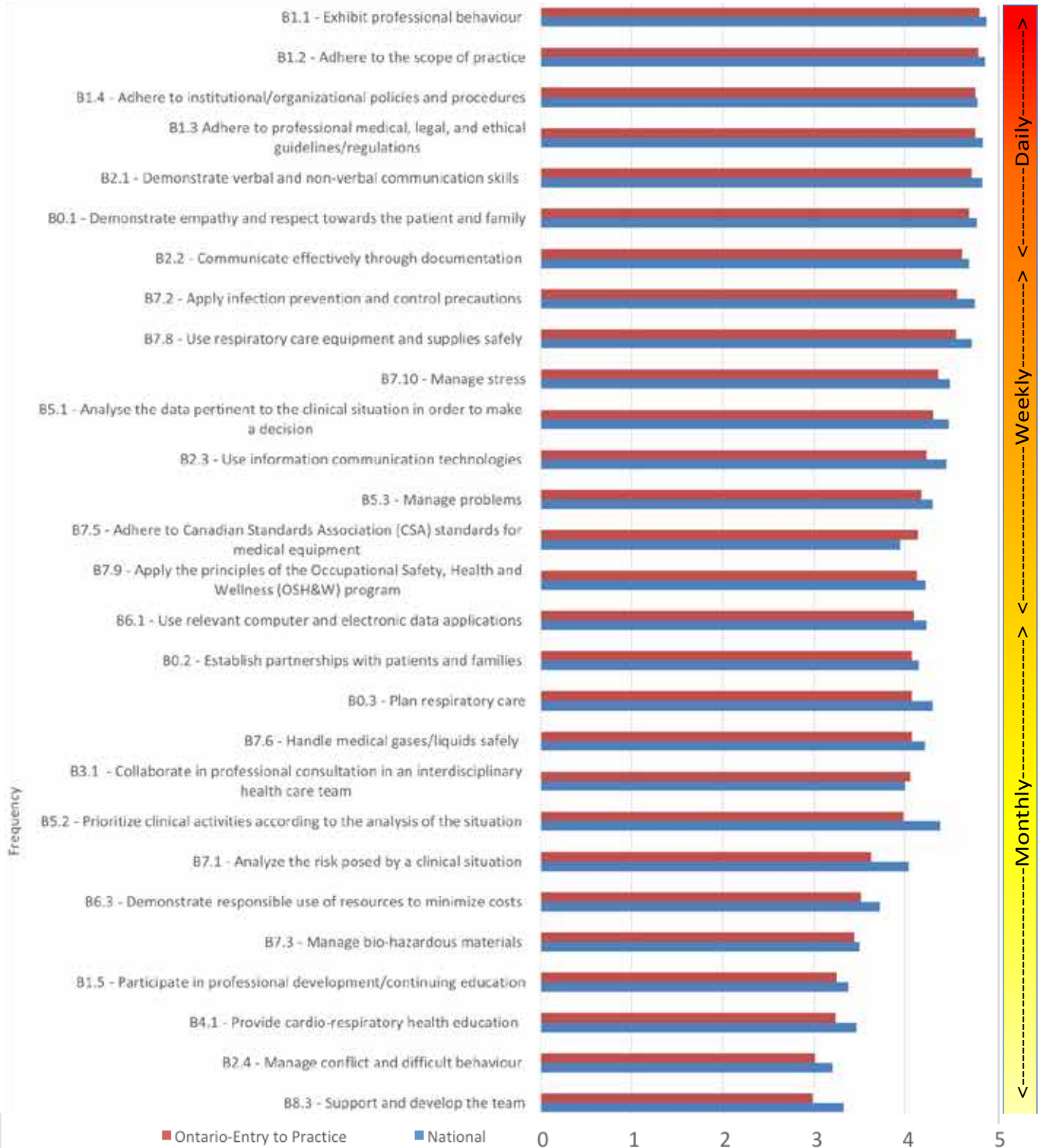
- 0 = never
- 1 = rarely
- 2 = once (or perhaps twice) a year
- 3 = monthly
- 4 = once or more times a week
- 5 = daily

The number of respondents (“n”) is declared in the title of each chart. In this case, number of respondents slightly fluctuated between Sub-competencies, so the highest number was recorded.

# ROLE IN ONTARIO VS NATIONAL

## PART 1: Entry to Practice RTs

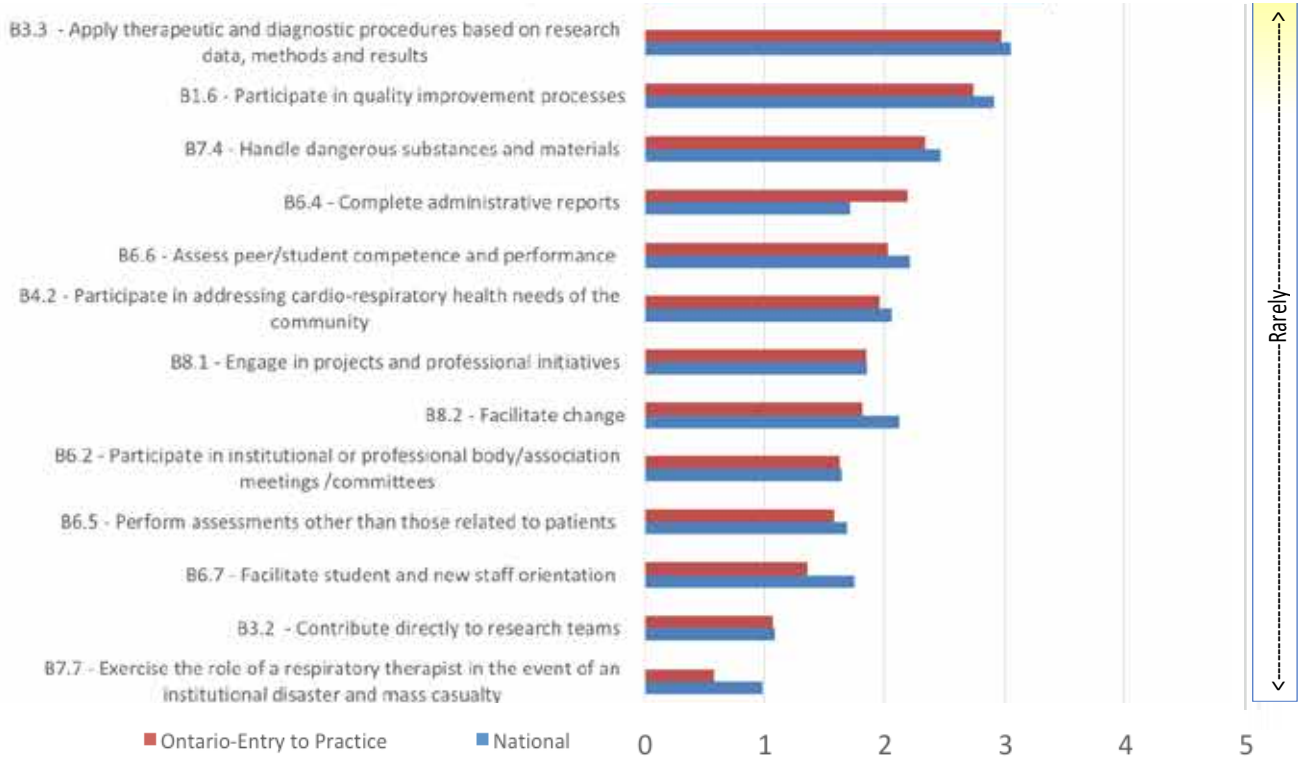
## Entry to Practice RTs: Role Profile of Core Competencies Ontario compared to National (n<109)



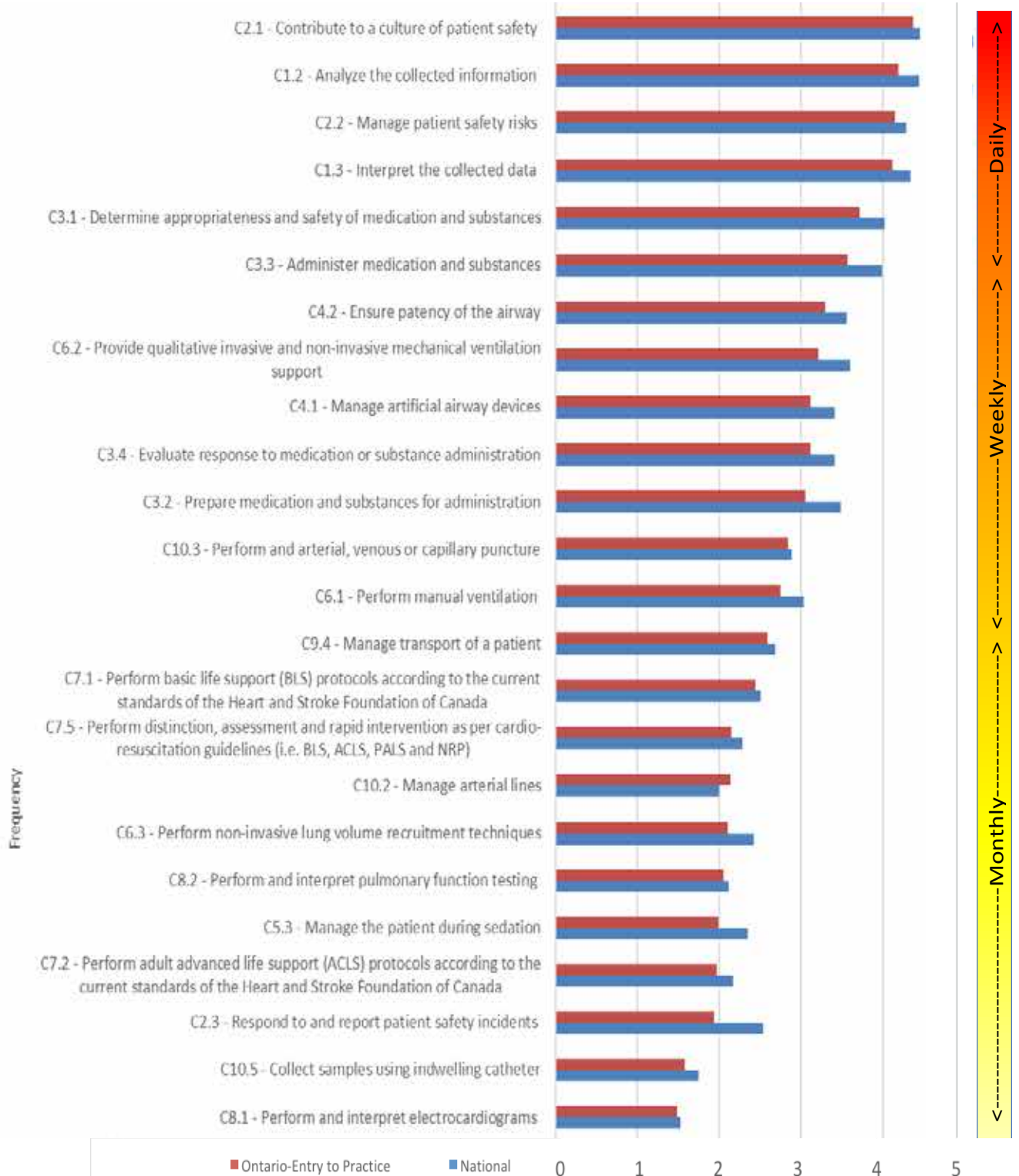
Continued on next page



## Entry to Practice RTs: Role Profile of Core Competencies (continued) Ontario compared to National (n<109)

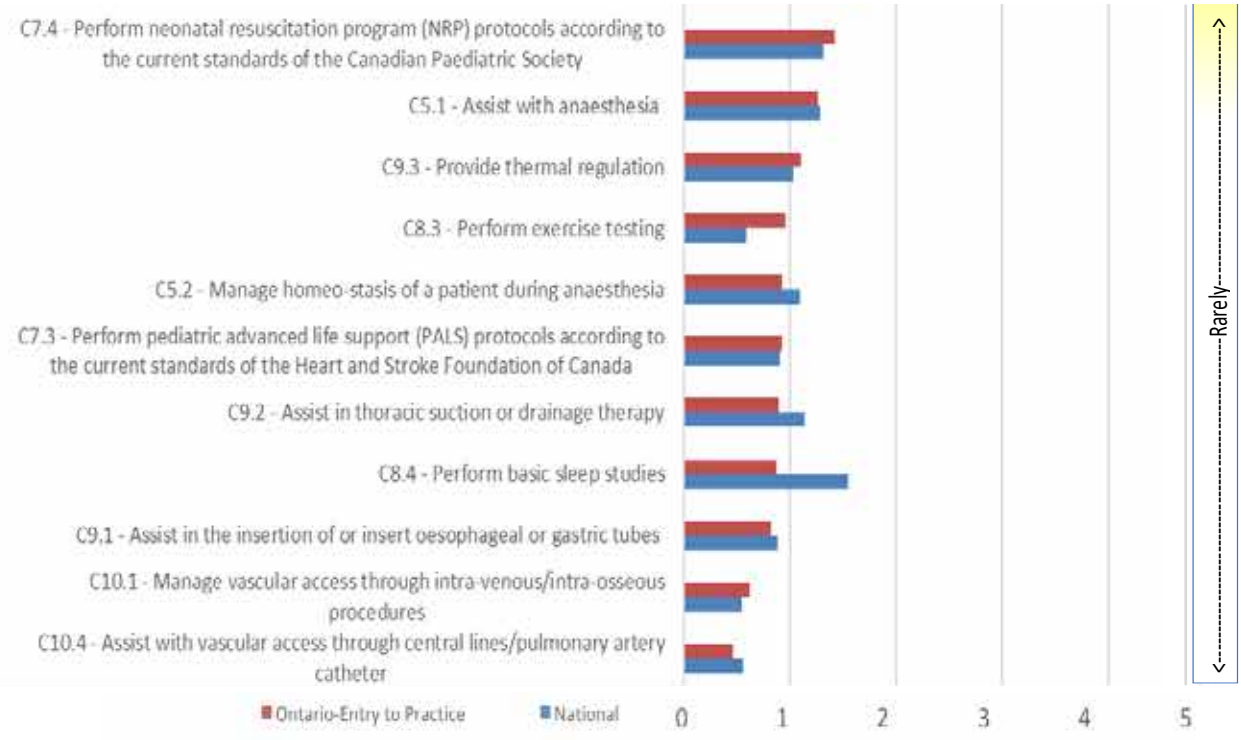


## Entry to Practice RTs: Role Profile of Clinical Competencies Ontario compared to National (n<66)



Continued on next page

## Entry to Practice RTs: Role Profile of Clinical Competencies (continued) Ontario compared to National (n<66)



*Continued on next page*

# ROLE IN ONTARIO VS NATIONAL

## PART 2: Experienced RTs

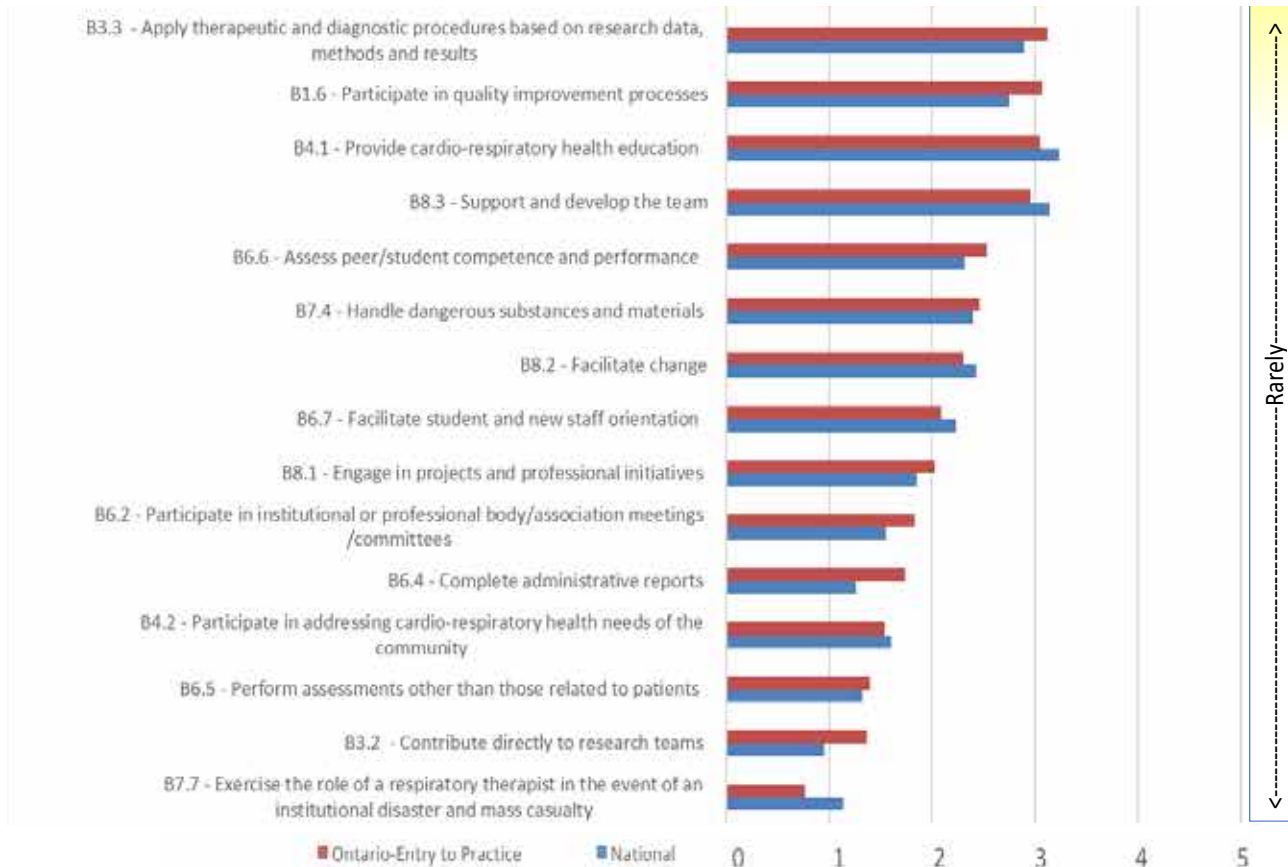


## Experienced RTs: Role Profile of Core Competencies Ontario compared to National (n<251)

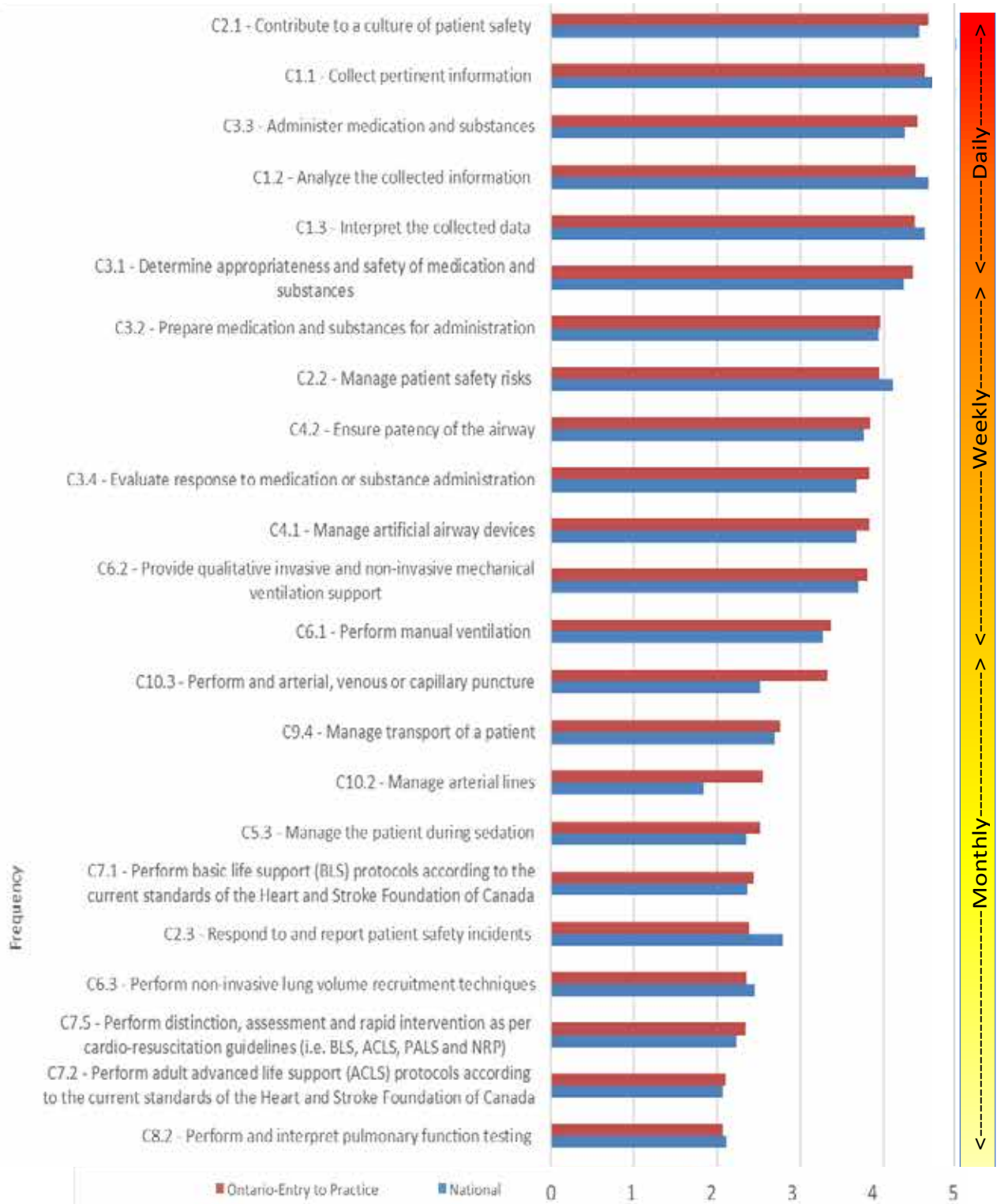


Continued on next page

## Experienced RTs: Role Profile of Core Competencies (continued) Ontario compared to National (n<251)

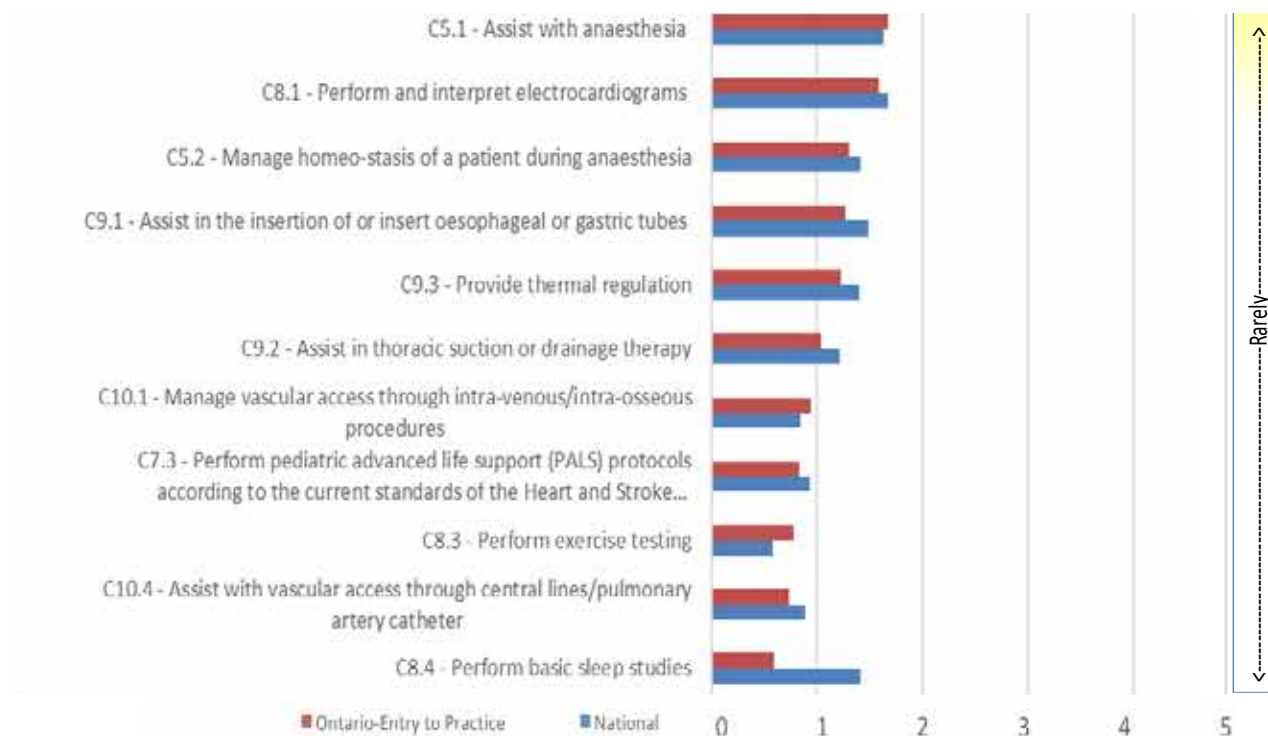


## Experienced RTs: Role Profile of Clinical Competencies Ontario compared to National (n<121)



Continued on next page

## Experienced RTs: Role Profile of Clinical Competencies (continued) Ontario compared to National (n<121)

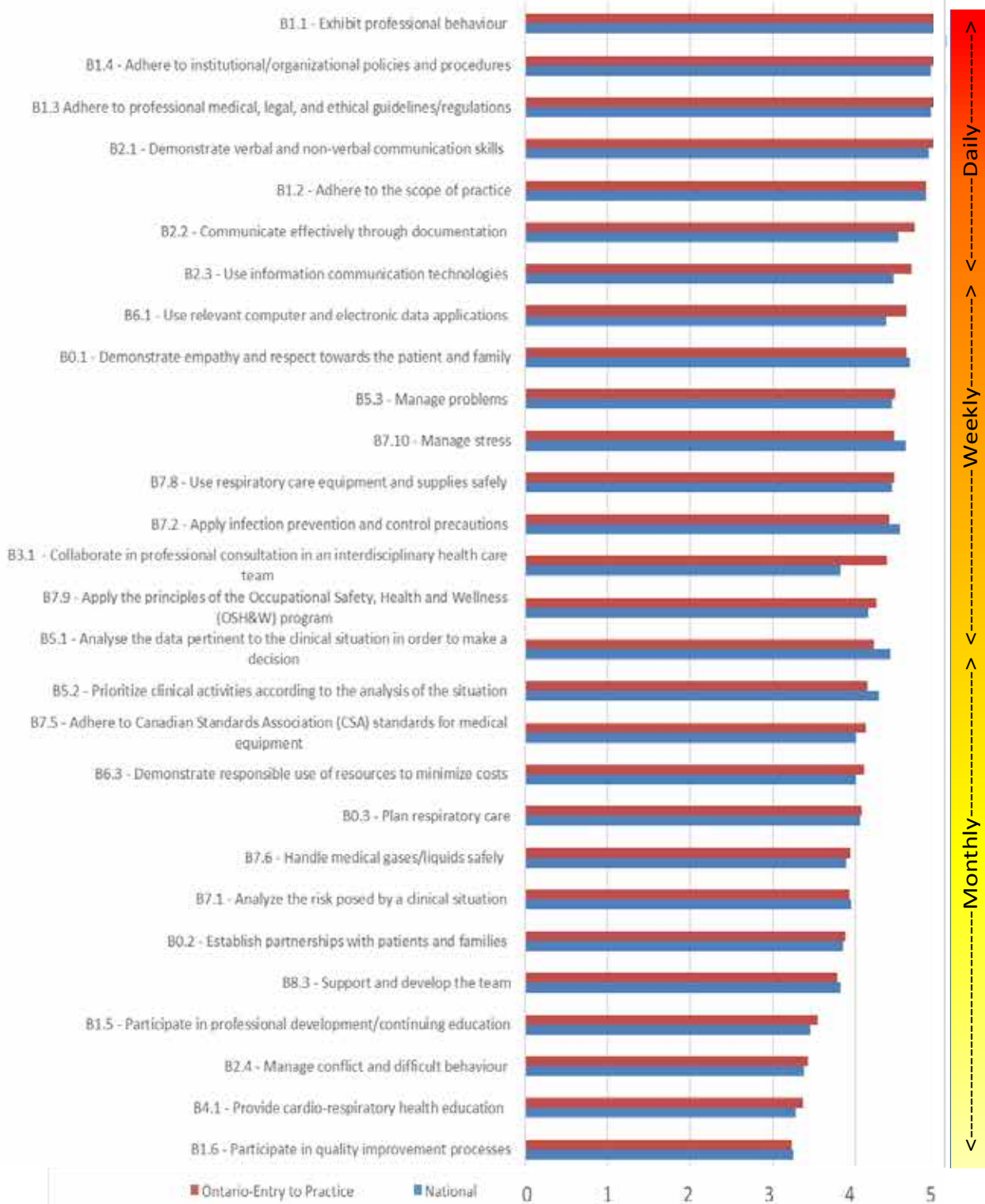




# ROLE IN ONTARIO VS NATIONAL

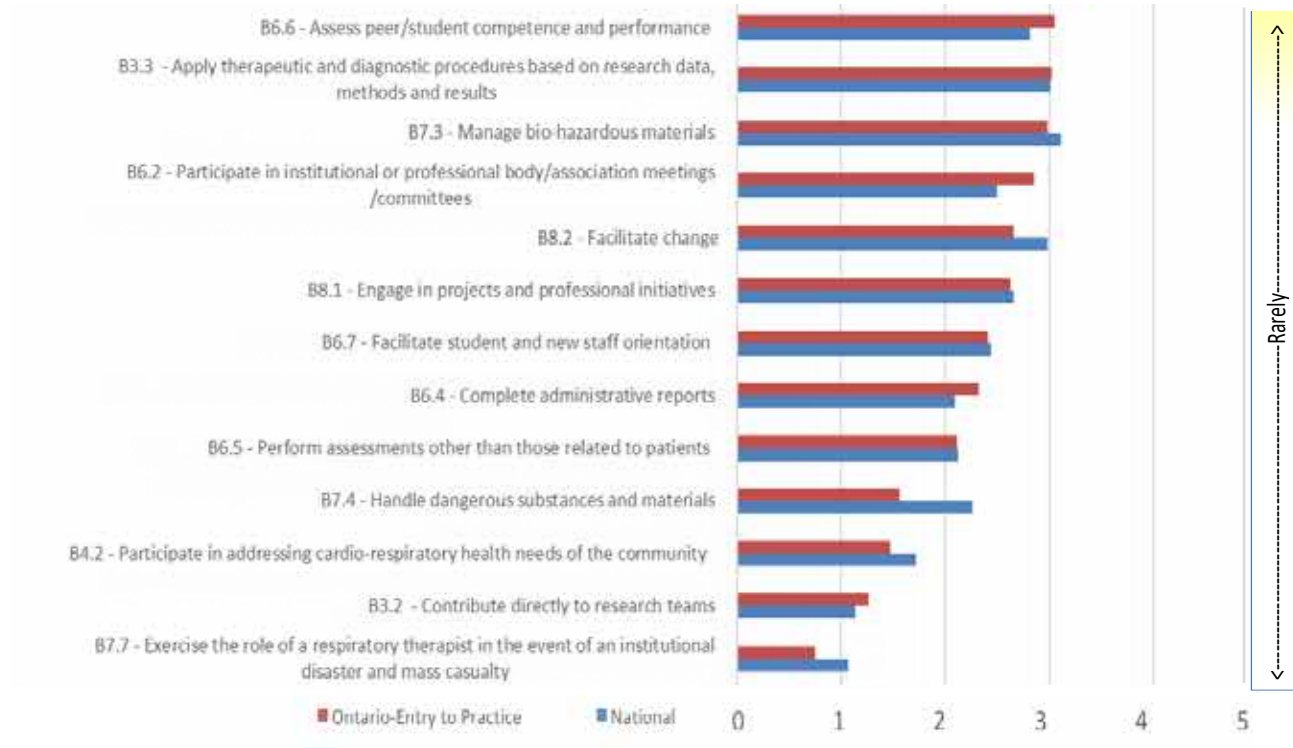
## PART 3: Senior RTs

## Senior RTs: Role Profile of Core Competencies Ontario compared to National (n<137)

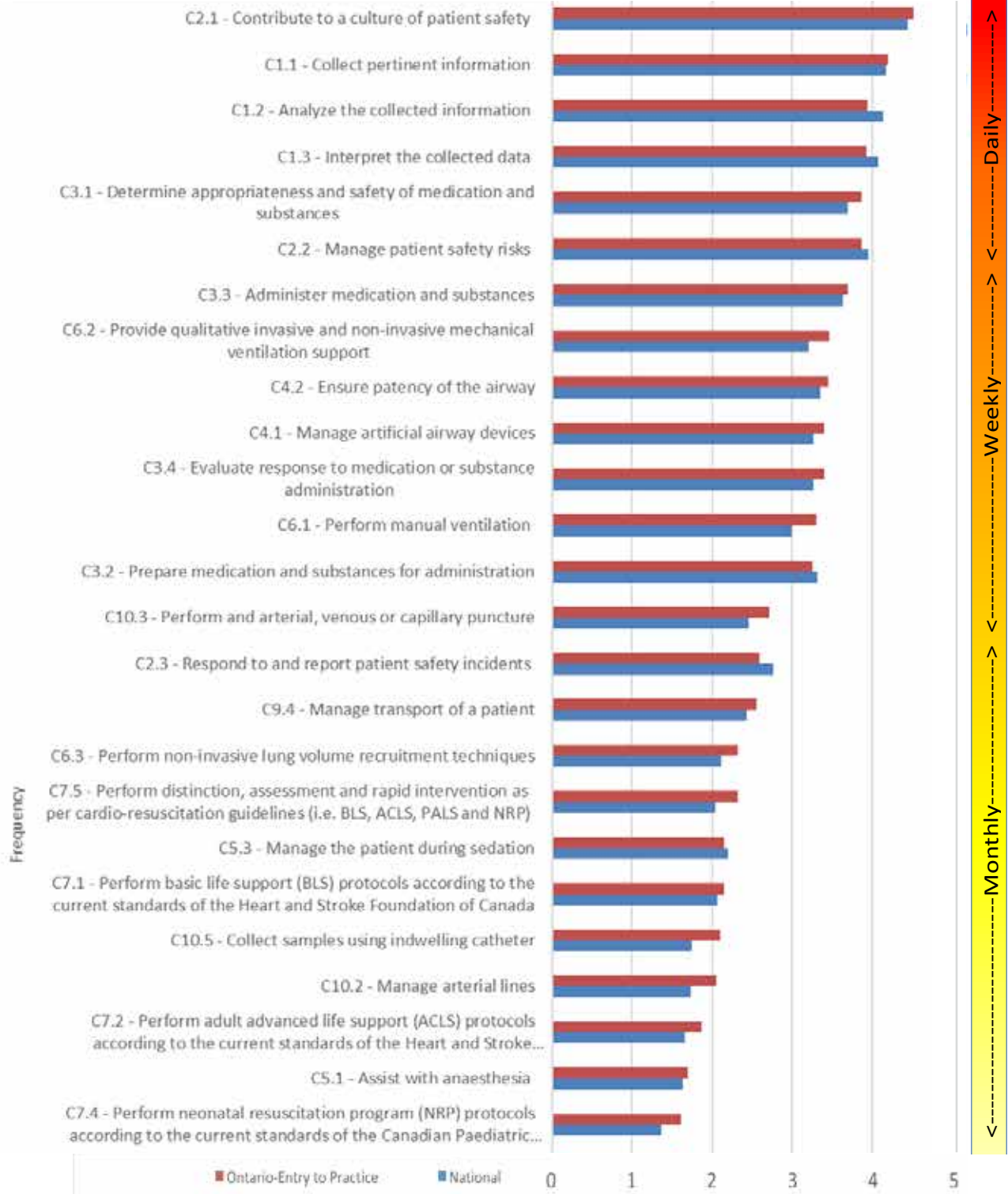


Continued on next page

## Senior RTs: Role Profile of Core Competencies (continued) Ontario compared to National (n<137)



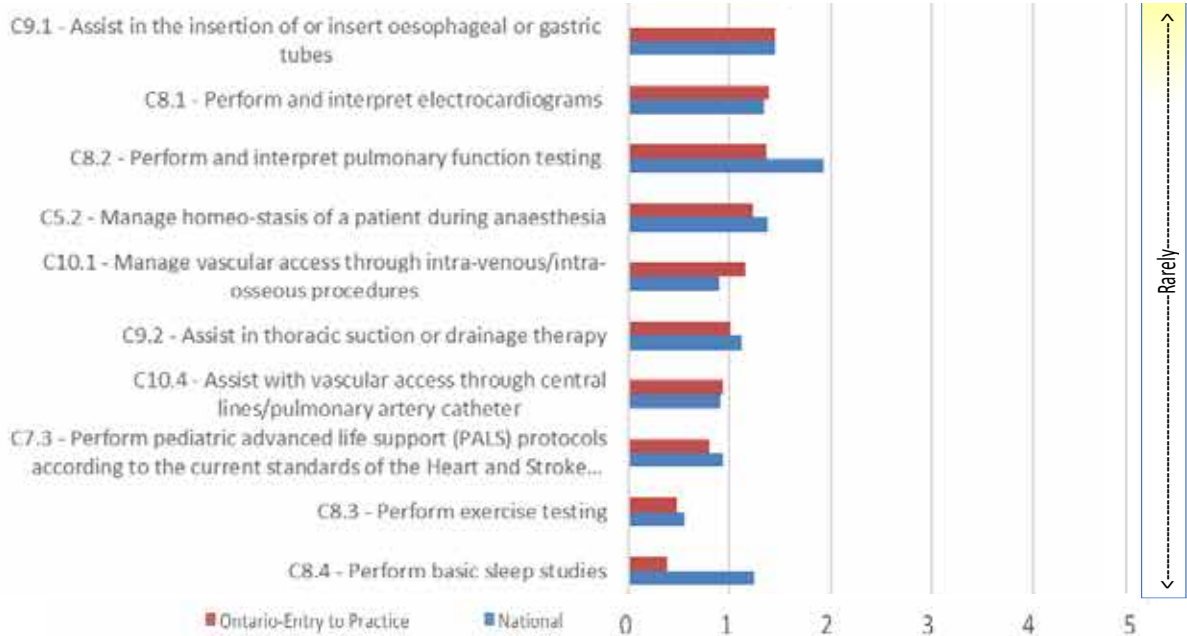
## Senior RTs: Role Profile of Clinical Competencies Ontario compared to National (n<71)



Continued on next page



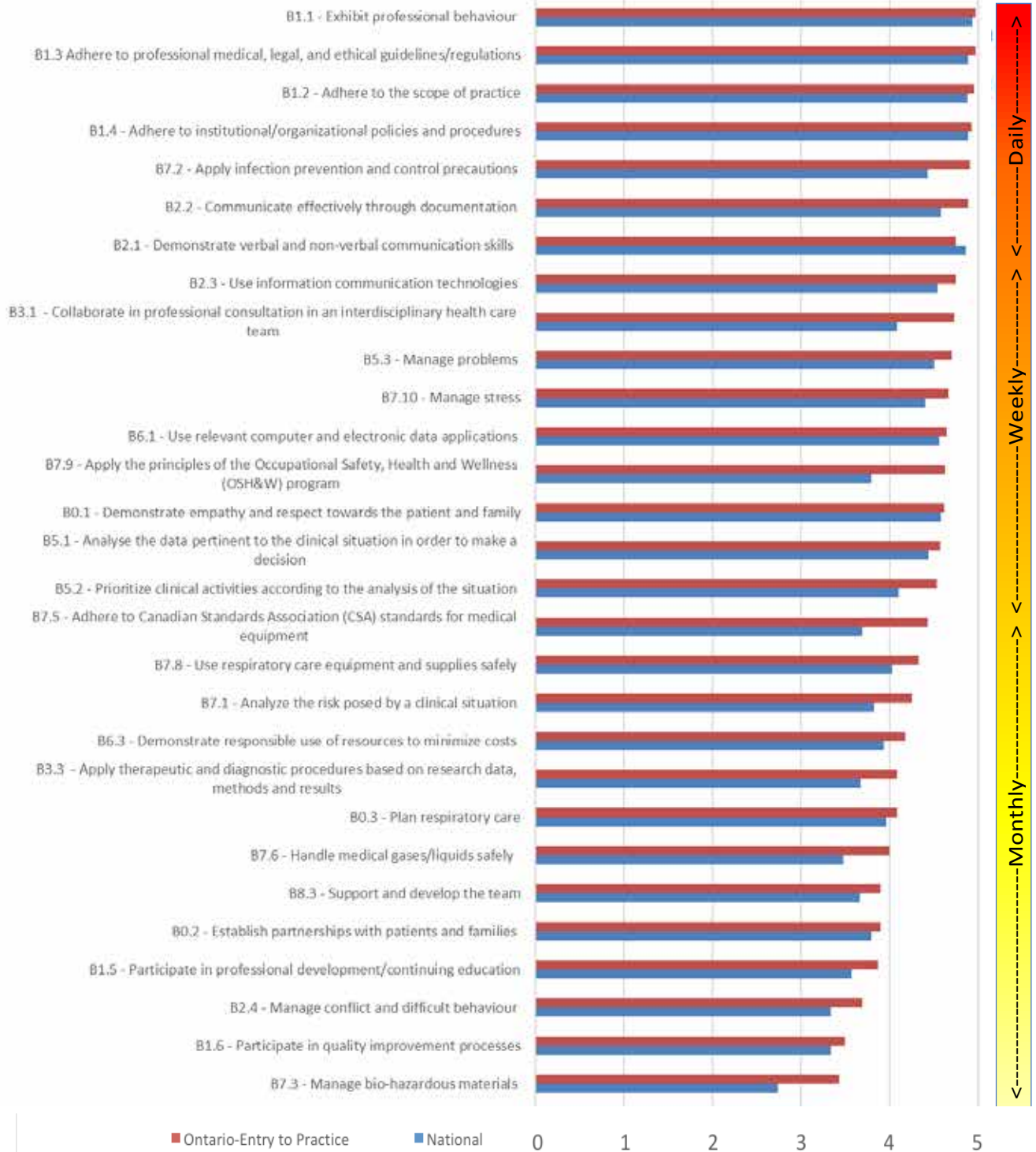
## Senior RTs: Role Profile of Clinical Competencies (continued) Ontario compared to National (n<71)



# ROLE IN ONTARIO VS NATIONAL

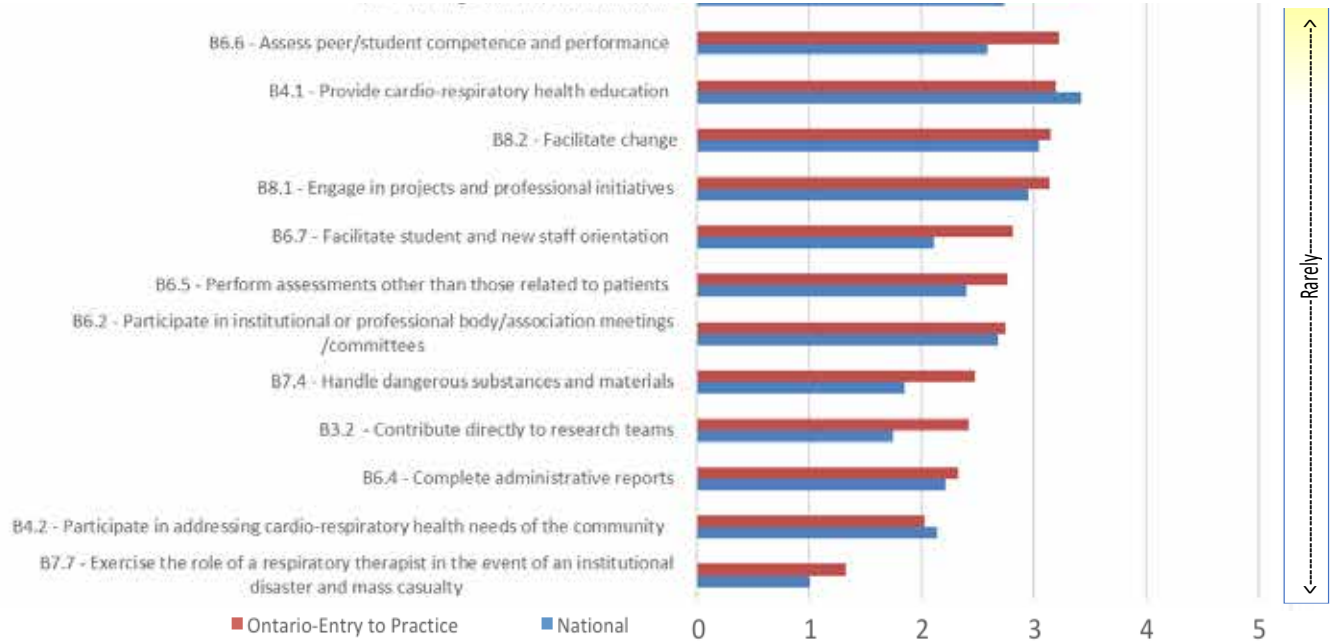
## PART 4: Expert RTs

## Expert RTs: Role Profile of Core Competencies Ontario compared to National (n<53)

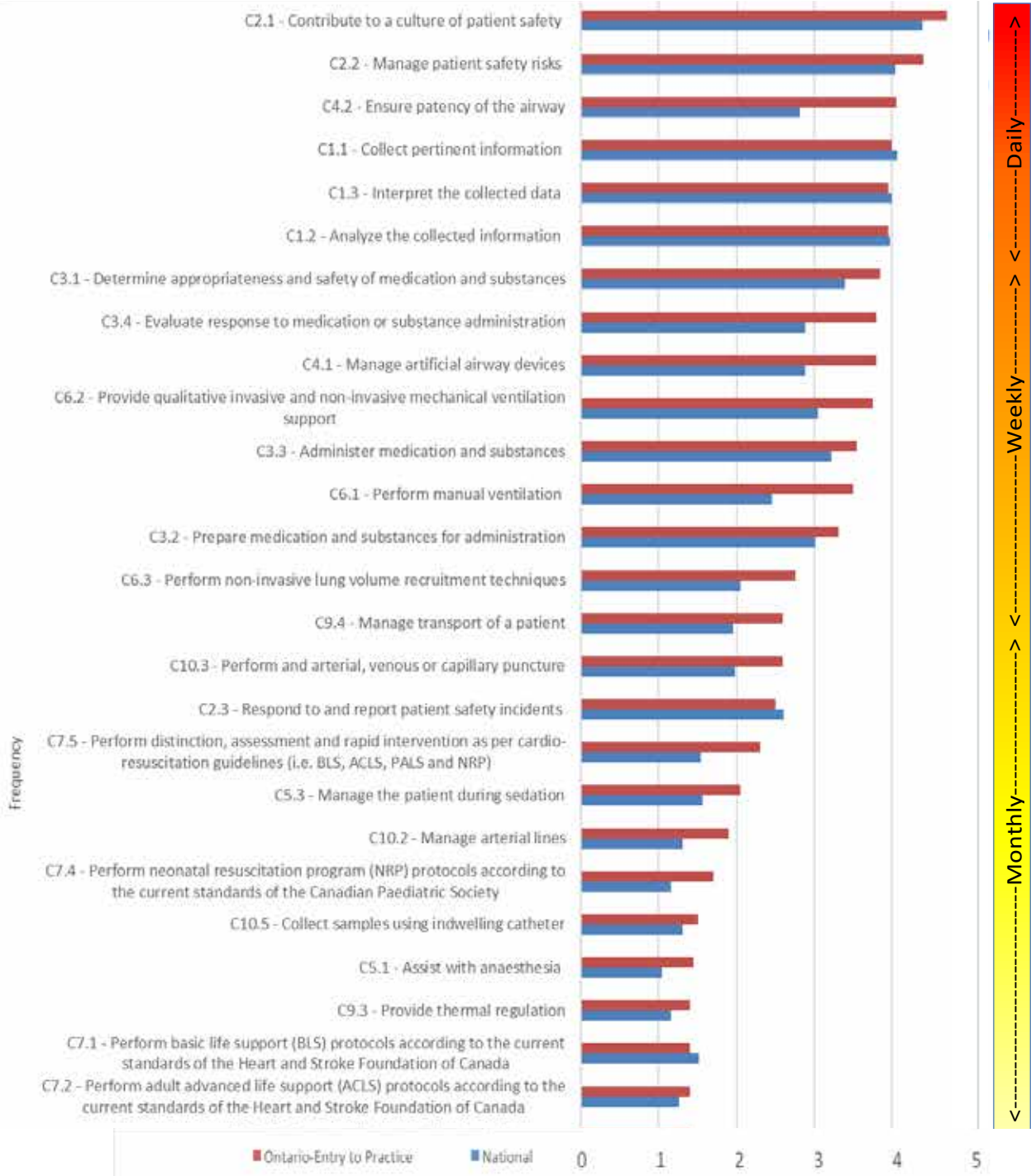


Continued on next page

## Expert RTs: Role Profile of Core Competencies (continued) Ontario compared to National (n<53)

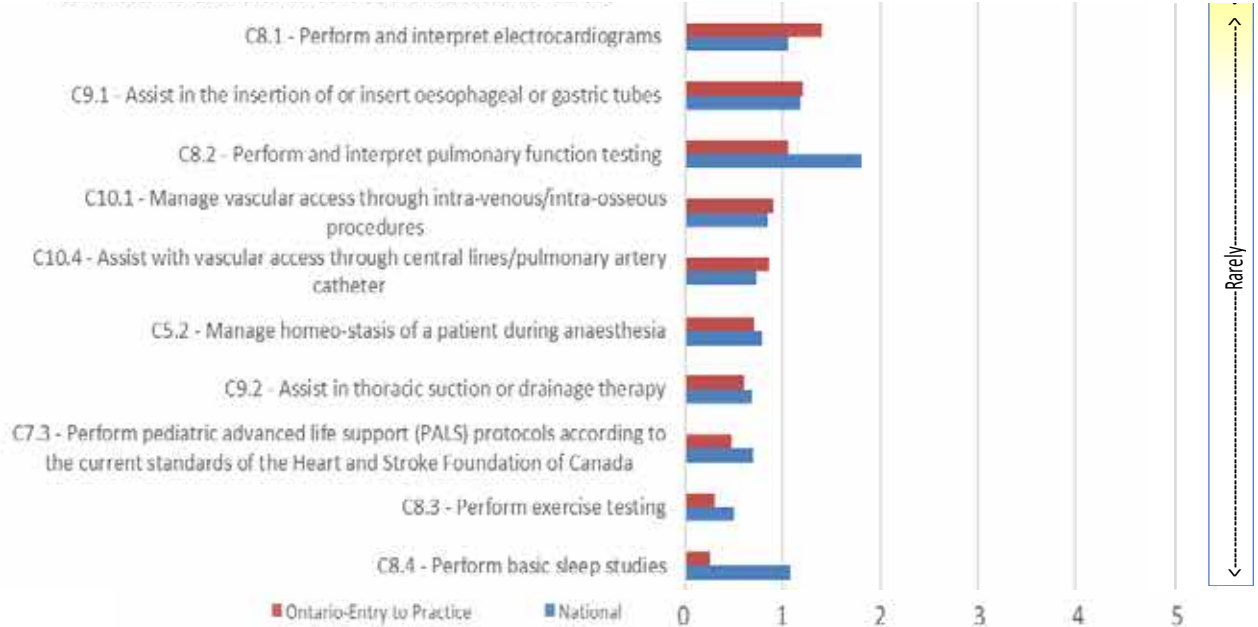


## Expert RTs: Role Profile of Clinical Competencies Ontario compared to National (n<21)



Continued on next page

## Expert RTs: Role Profile of Clinical Competencies (continued) Ontario compared to National (n<21)



# SKILLS RATINGS FOR ONTARIO



# SKILLS RATINGS ONTARIO

## PART 1: Core Skills

# Skills Ratings for Ontario

The following charts show the self-reported skills ratings along the four career stages.

**Skills rating shows the skills mastery required for a competency:**

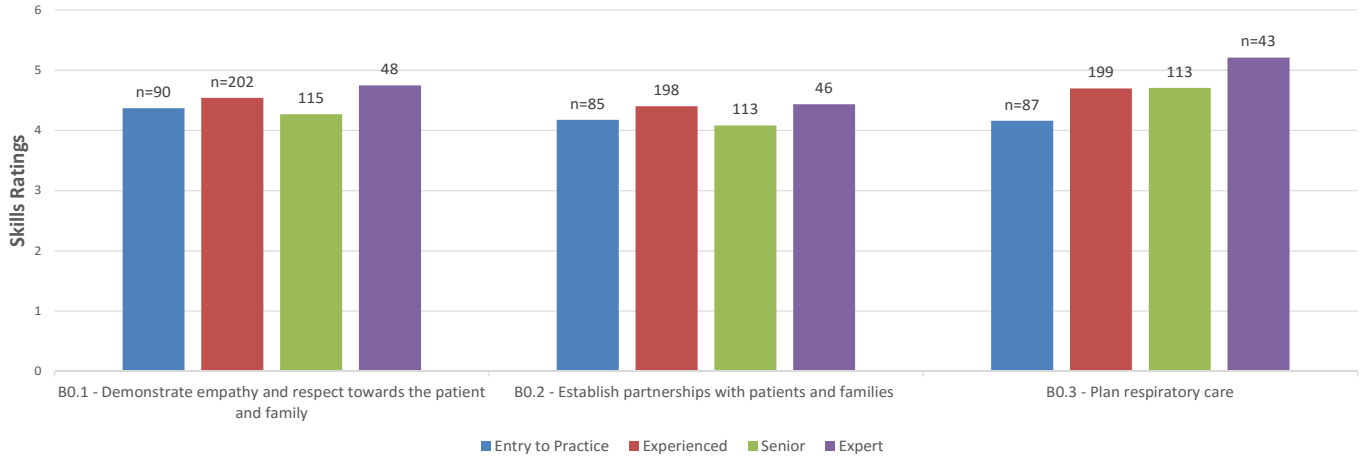
- 0 = conscious incompetency
- 1 = ready to act
- 2 = attempt, trial/error
- 3 = some confidence/minor errors
- 4 = quickly, accurately
- 5 = create new approaches

For SKILLS MASTERY of 'B - Core competencies' no distinction between patient groups applies.

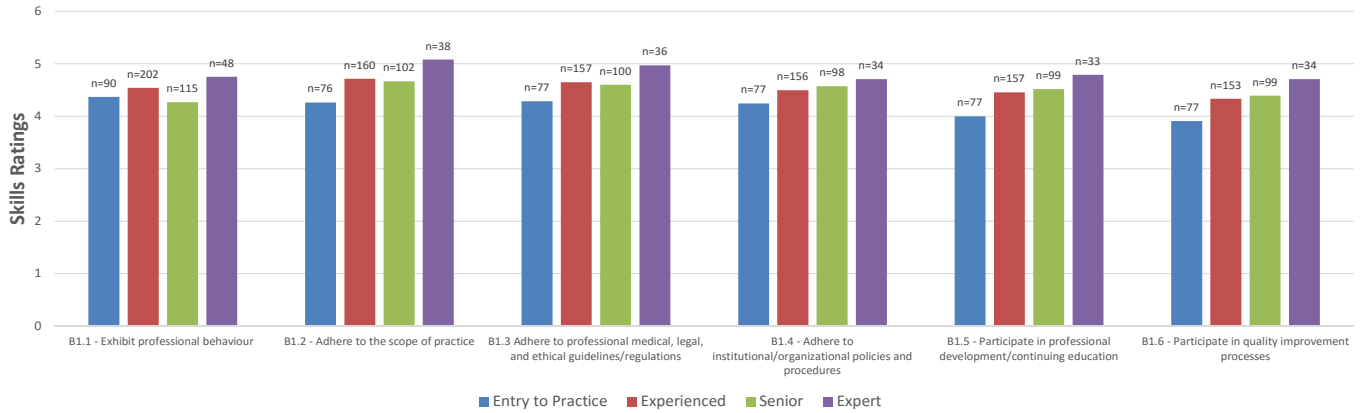
For SKILLS MASTERY of 'B-7.8 Respiratory care equipment,' there are separate ratings from practitioners with the following primary groups:

- i) Adult
- ii) Paediatric
- iii) Neonatal

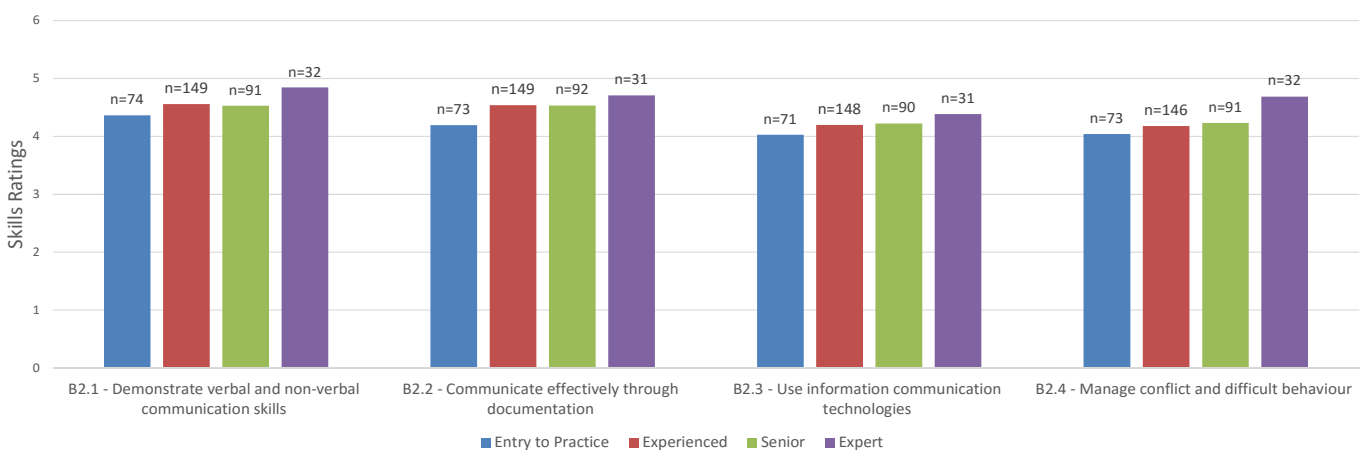
## B0 - Provide Patient-Centred Respiratory Care



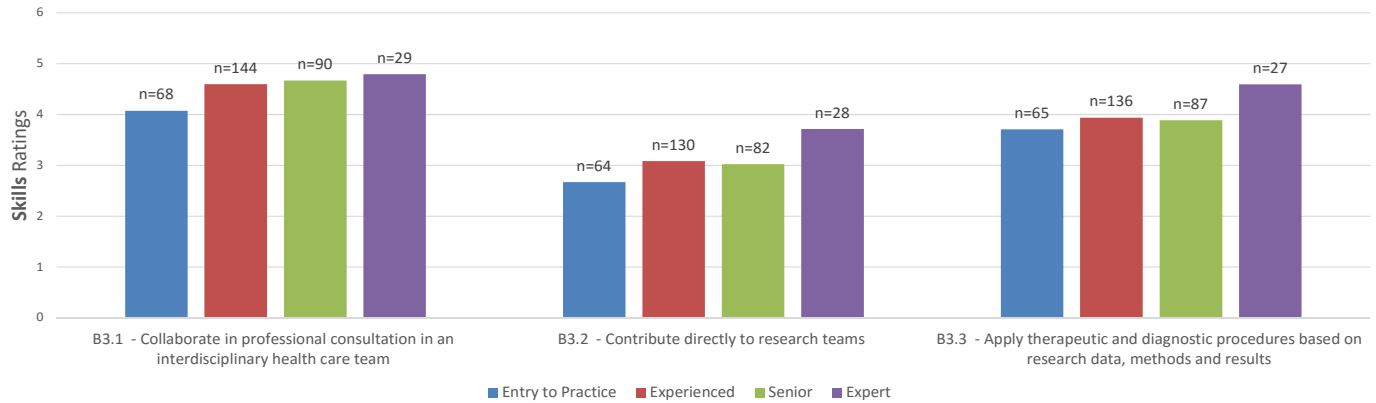
## B1 - Demonstrate Professional Behaviour with Patients, their Families, Members of the Health Care Team and the General Public



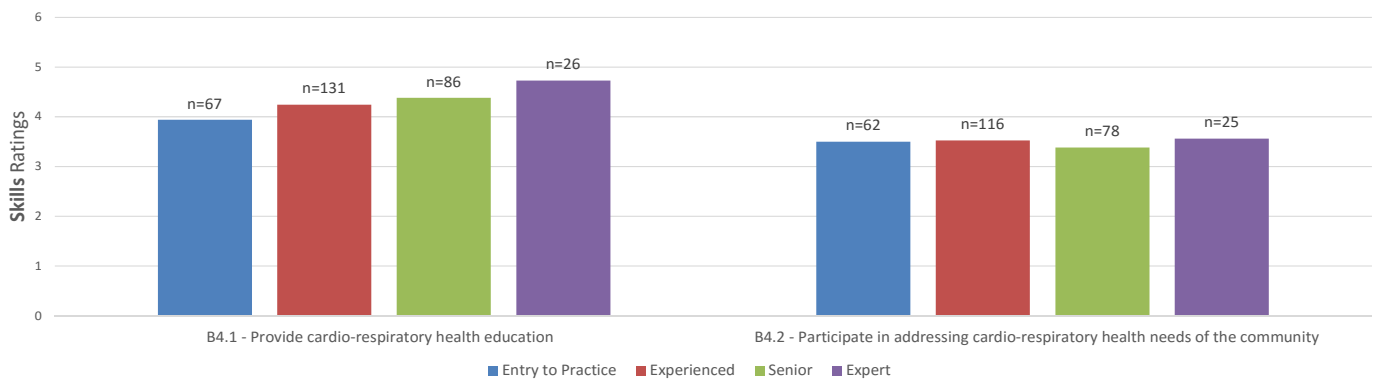
## B2 - Communicate Effectively with Patients, their Families, Members of the Health Care Team and the General Public



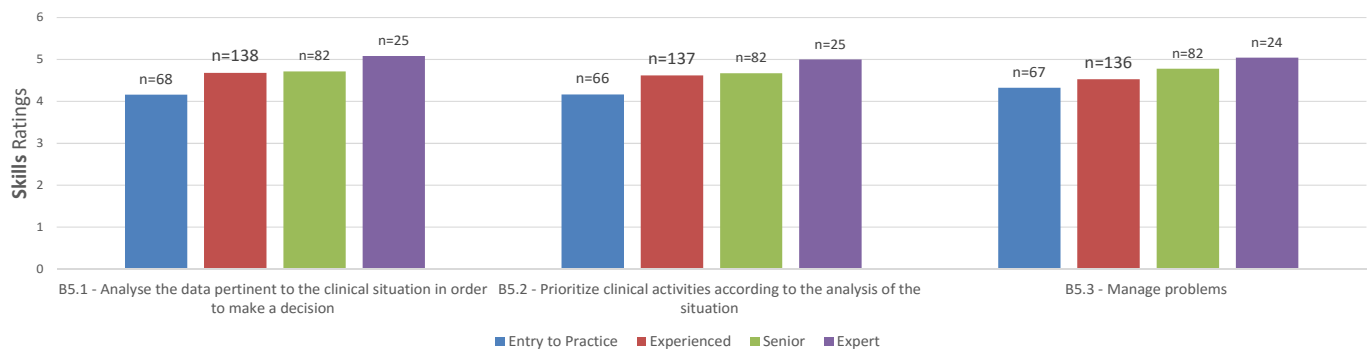
### B3 - Communicate Effectively with Patients, their Families, Members of the Health Care Team and the General Public



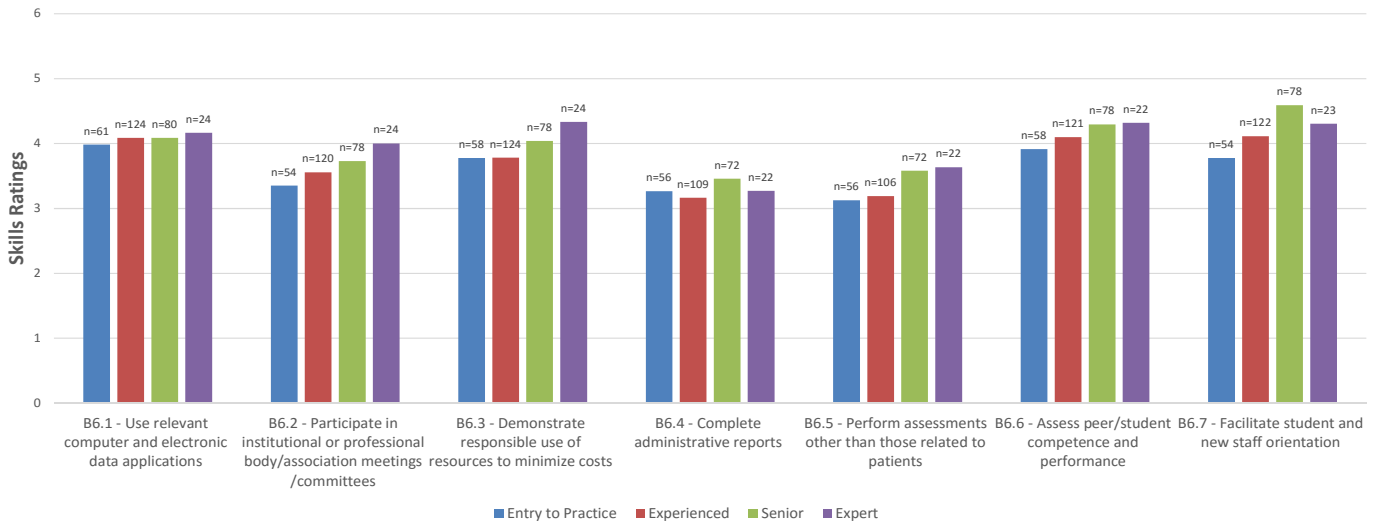
### B4 - Optimize Cardio-Respiratory Health and Wellness of the Community



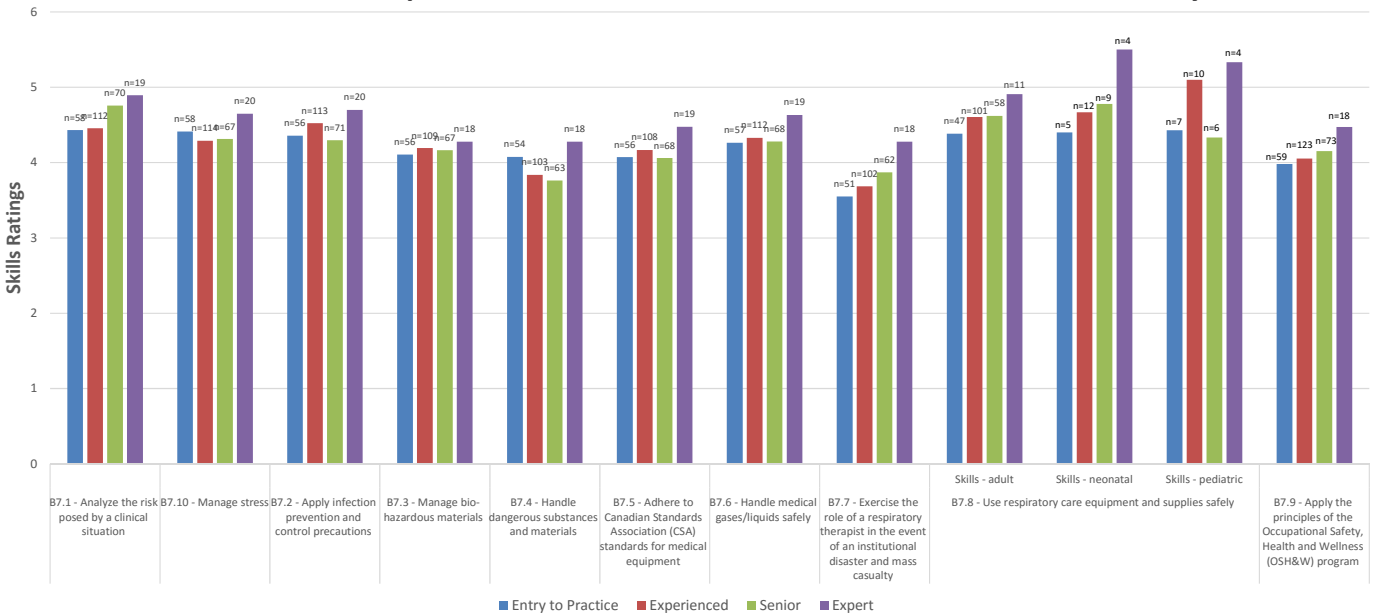
### B5 - Demonstrate Critical Thinking and Reasoning Skills



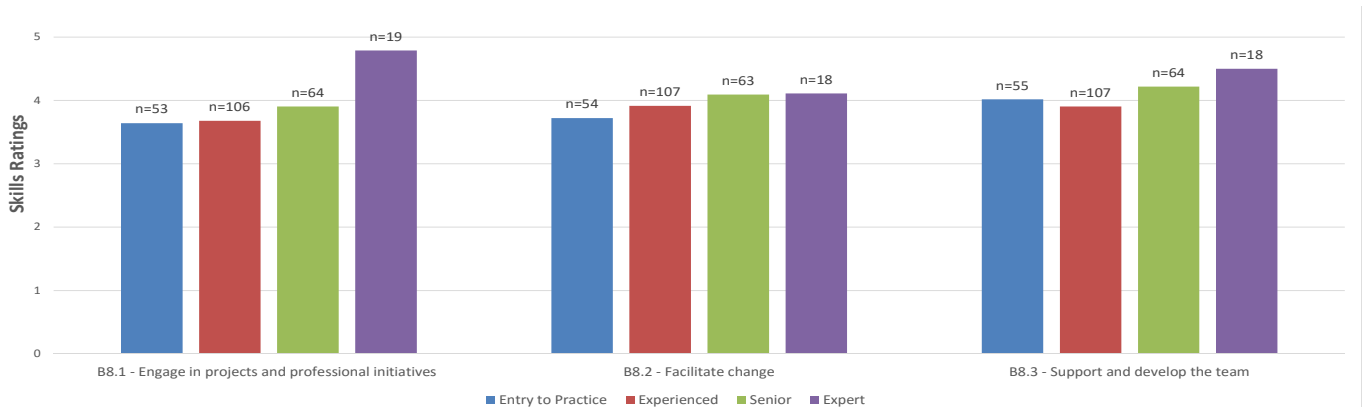
## B6 - Perform Administrative Duties



## B7 - inc. B7.8 - Implement Preventative Measures to Ensure Health and Safety



## B8 - Demonstrate Accountability Appropriate to Role in the Health Care Team



# SKILLS RATINGS ONTARIO

## PART 2: Clinical Skills

# Skills Ratings for Ontario

The following charts show the self-reported skills ratings along the four career stages.

**Skills rating shows the skills mastery required for a competency:**

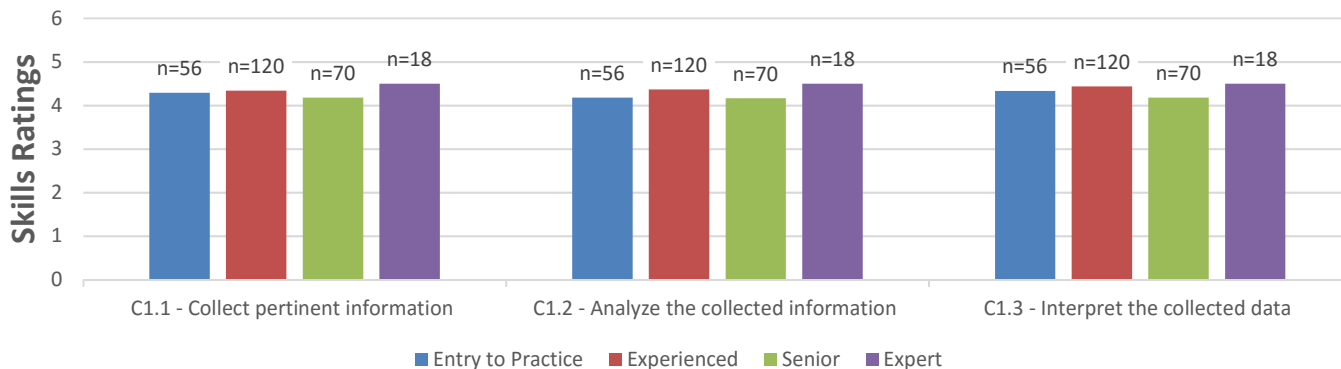
- 0 = conscious incompetency
- 1 = ready to act
- 2 = attempt, trial/error
- 3 = some confidence/minor errors
- 4 = quickly, accurately
- 5 = create new approaches
- 6 = create new approaches

For SKILLS MASTERY of 'C - Clinical competencies' and 'B-7.8 Respiratory care equipment,' there are separate ratings from practitioners with the following primary groups:

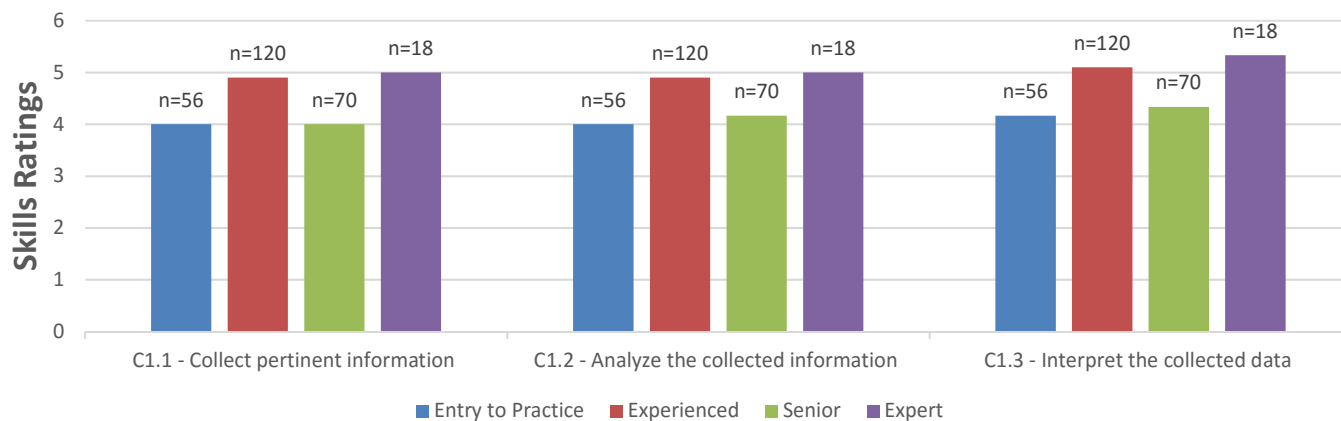
- i) Adult
- ii) Paediatric
- iii) Neonatal



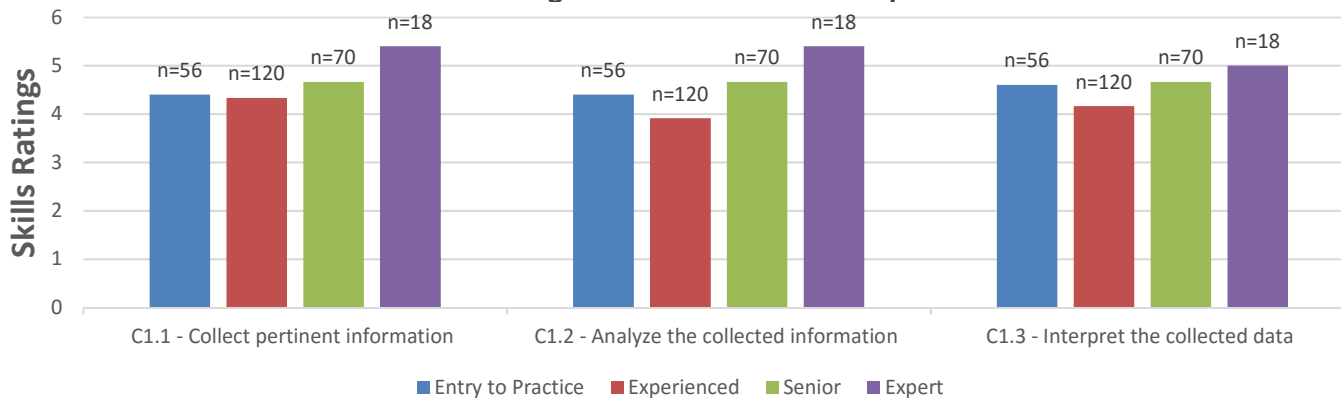
### C1 - Assess Patient's Cardio Respiratory Status Ratings: Adult Patient Group



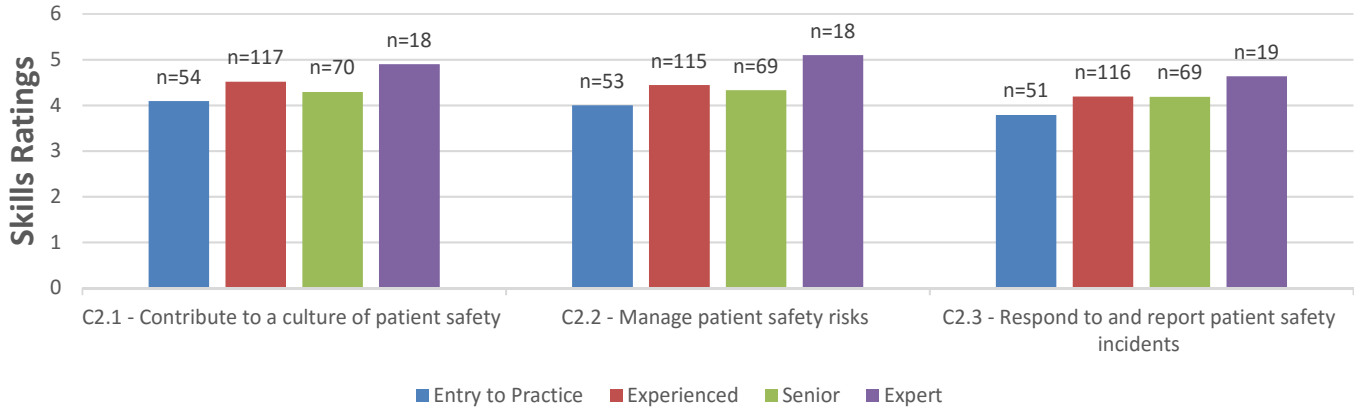
### C1 - Assess Patient's Cardio Respiratory Status Ratings: Paediatric Patient Group



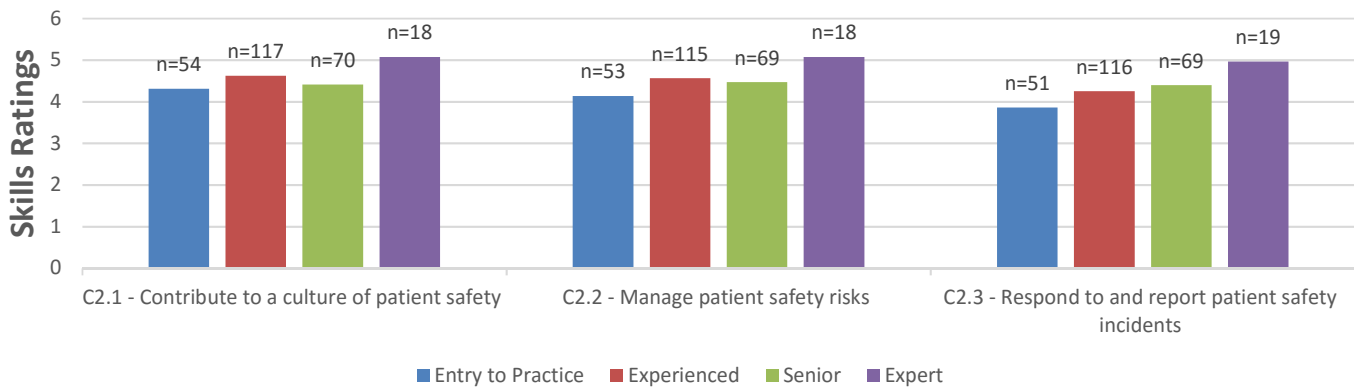
### C1 - Assess Patient's Cardio Respiratory Status Ratings: Neonatal Patient Group



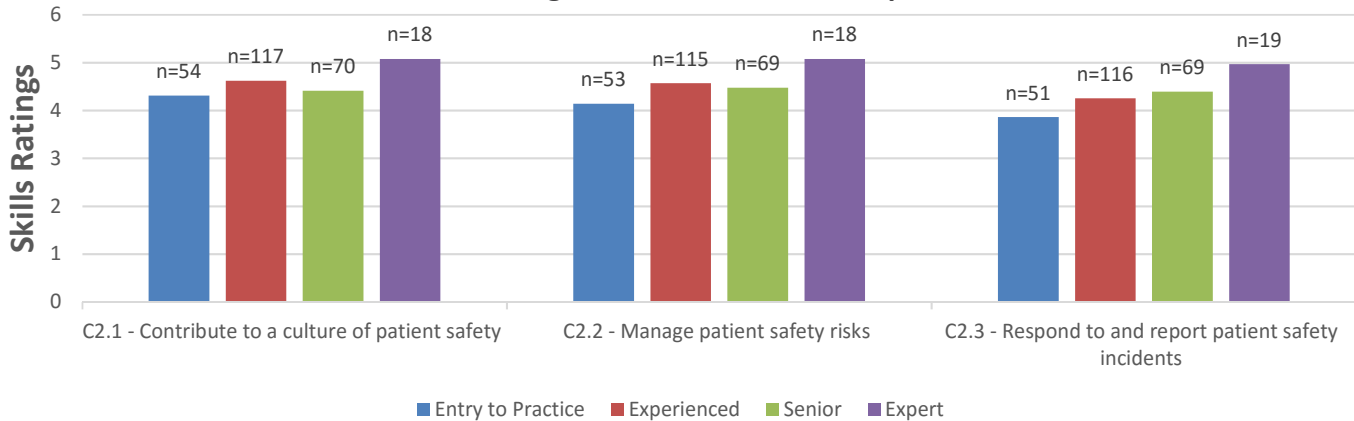
### C2 - Optimize Patient Safety Ratings: Adult Patient Group



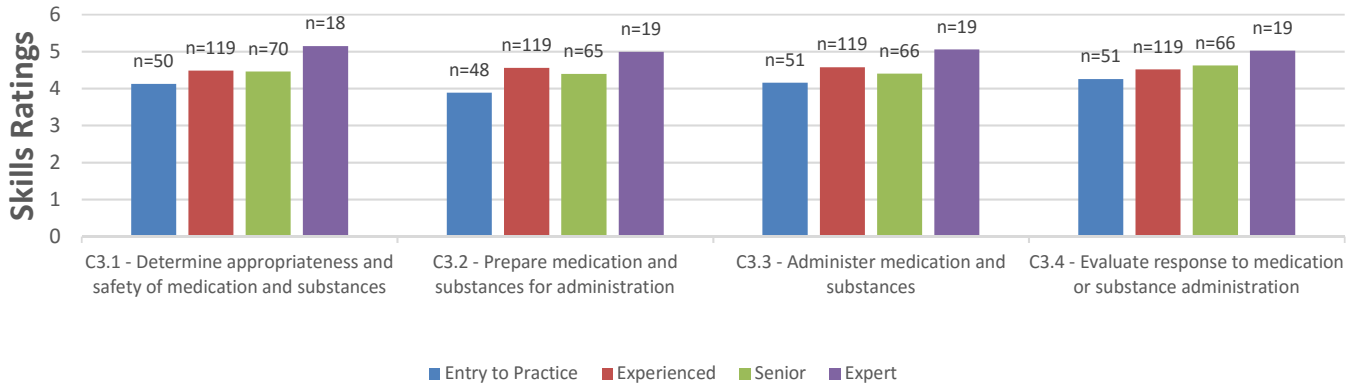
### C2 - Optimize Patient Safety Ratings: Paediatric Patient Group



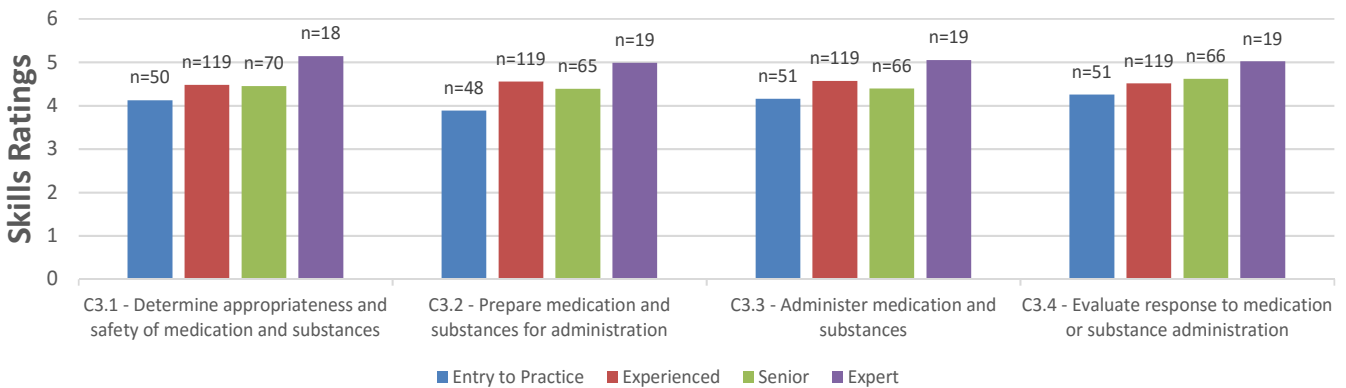
### C2 - Optimize Patient Safety Ratings: Neonatal Patient Group



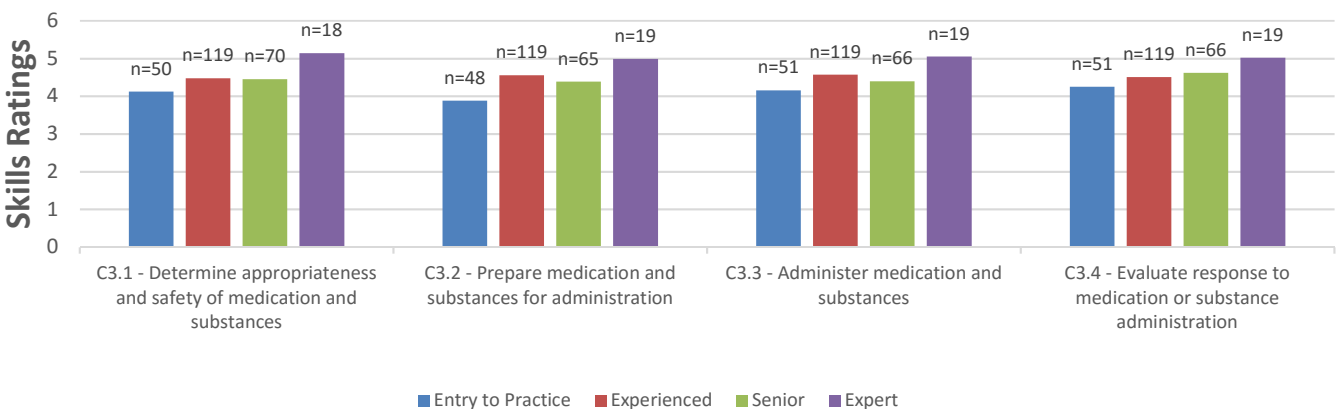
### C3 - Administer Medication and Substances Ratings: Adult Patient Group



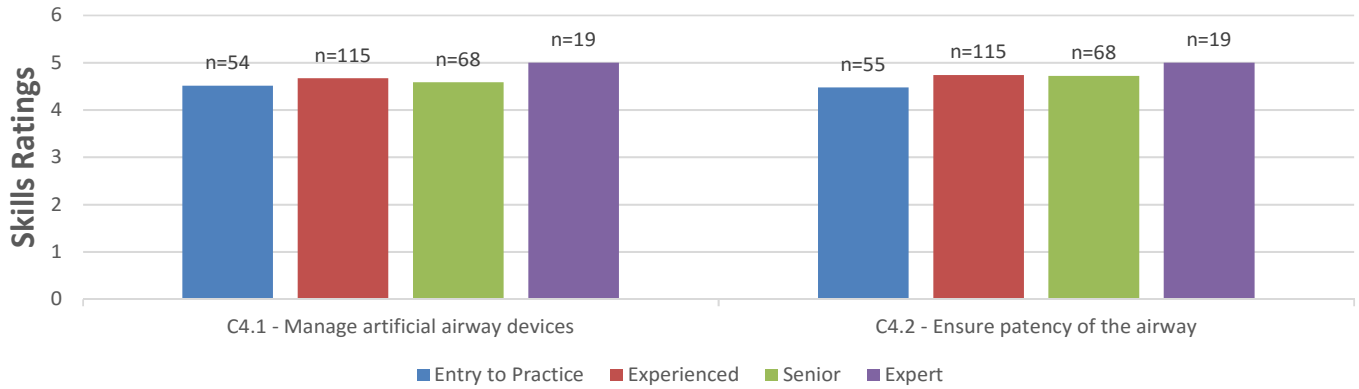
### C3 - Administer Medication and Substances Ratings: Paediatric Patient Group



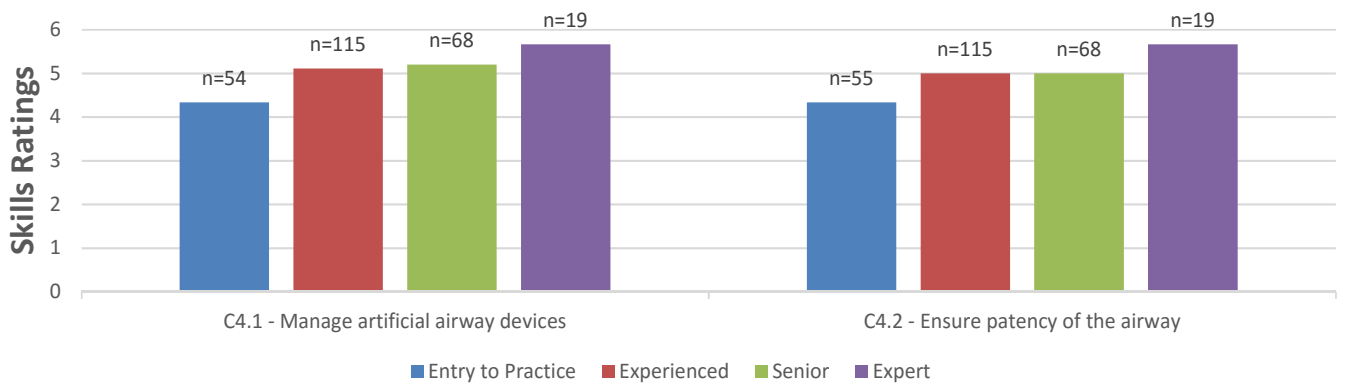
### C3 - Administer Medication and Substances Ratings: Neonatal Patient Group



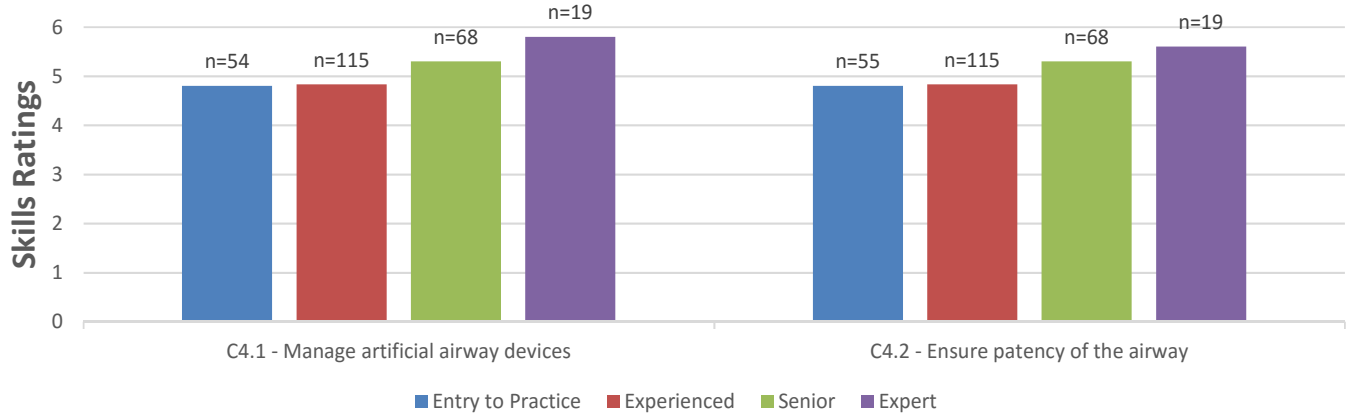
### C4 - Manage Airway Ratings: Adult Patient Group



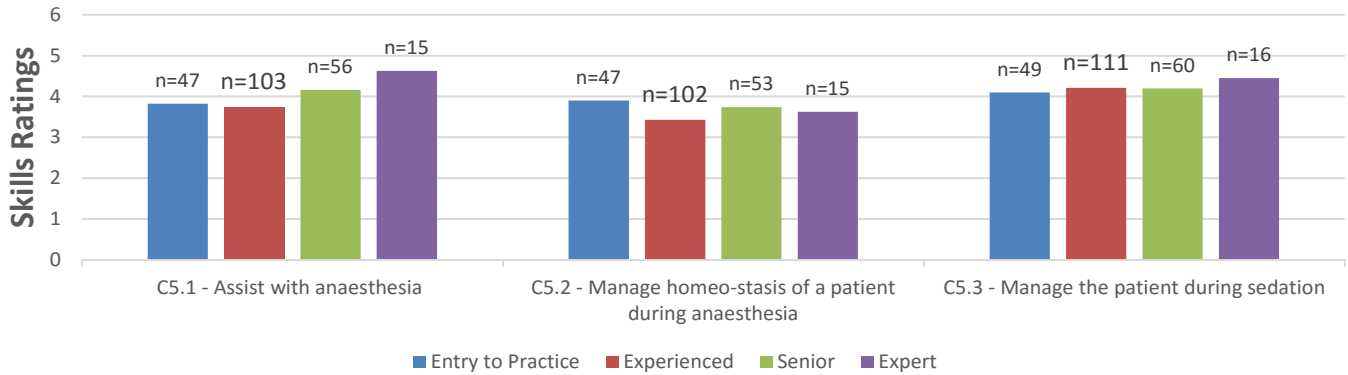
### C4 - Manage Airway Ratings: Paediatric Patient Group



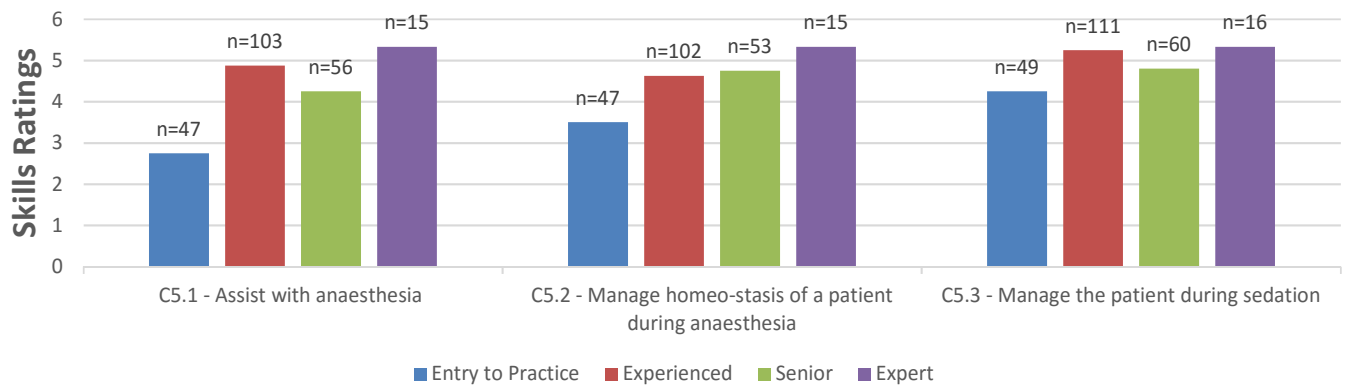
### C4 - Manage Airway Ratings: Neonatal Patient Group



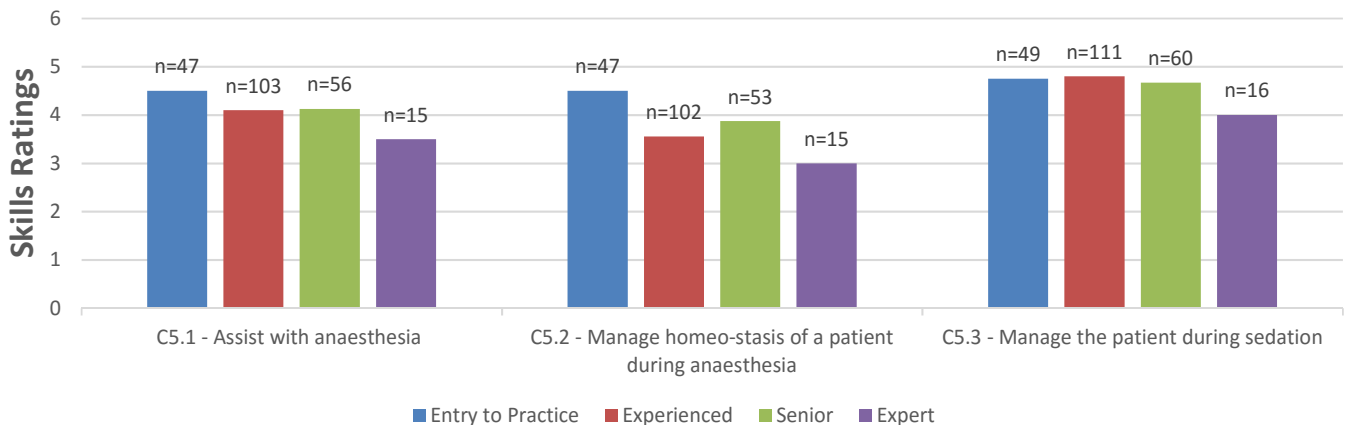
### C5 - Perform Anaesthesia Assistance Ratings: Adult Patient Group



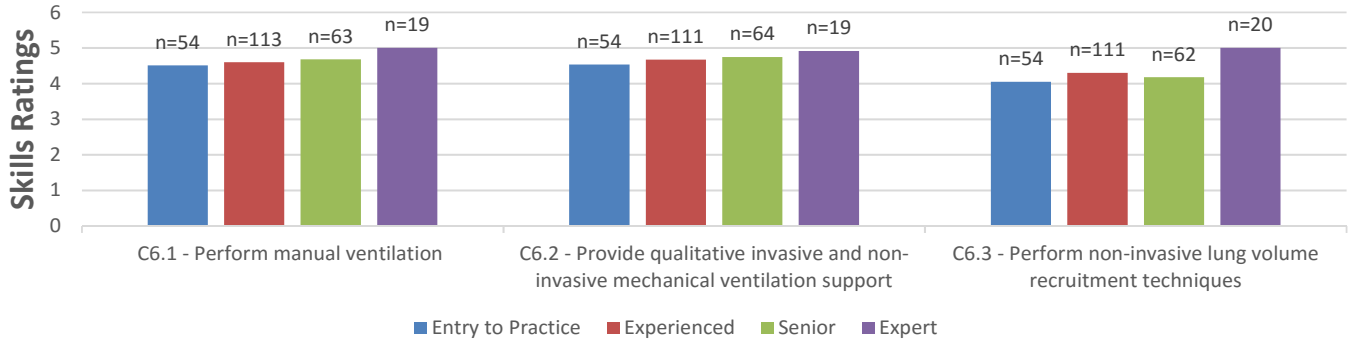
### C5 - Perform Anaesthesia Assistance Ratings: Paediatric Patient Group



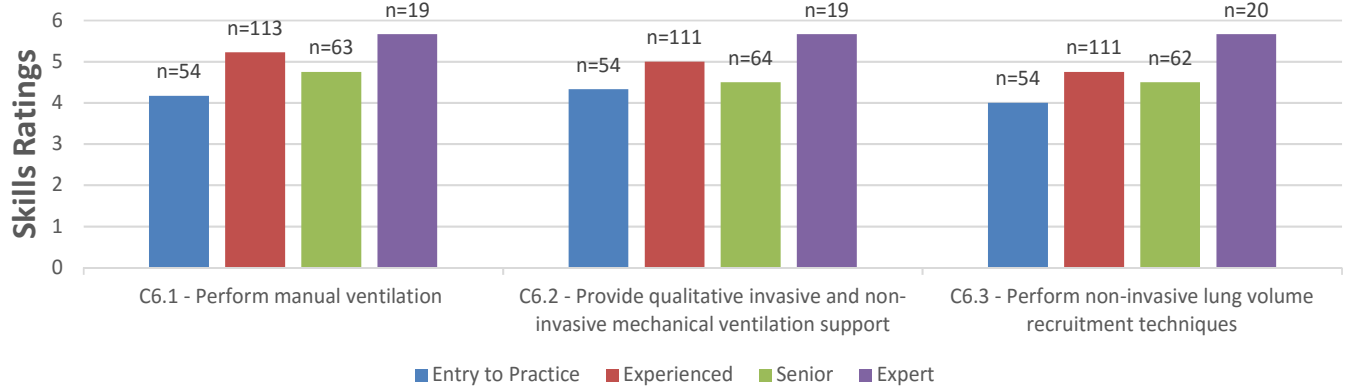
### C5 - Perform Anaesthesia Assistance Ratings: Neonatal Patient Group



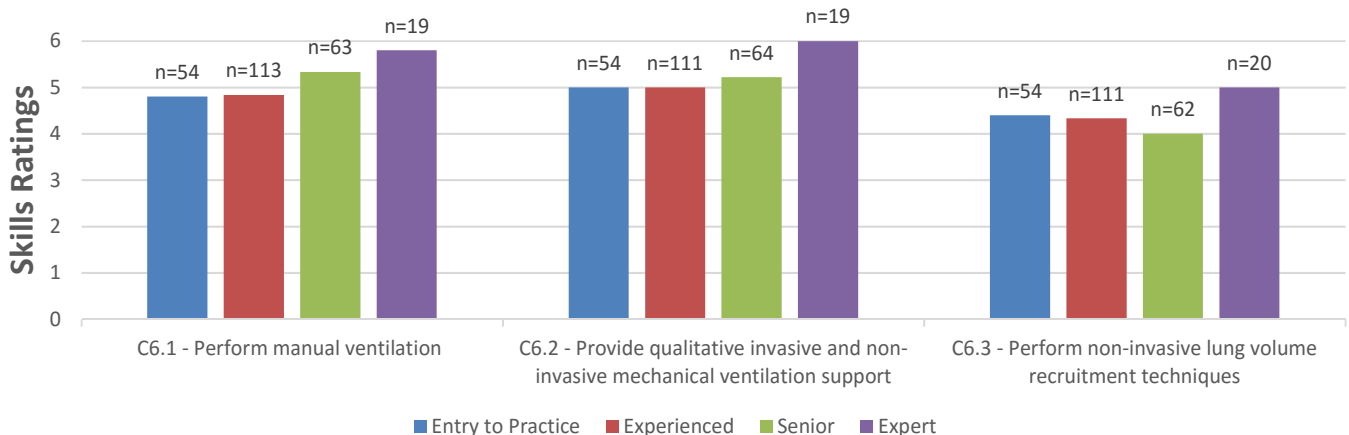
### C6 - Provide Optimal Ventilation Assistance Ratings: Adult Patient Group



### C6 - Provide Optimal Ventilation Assistance Ratings: Paediatric Patient Group

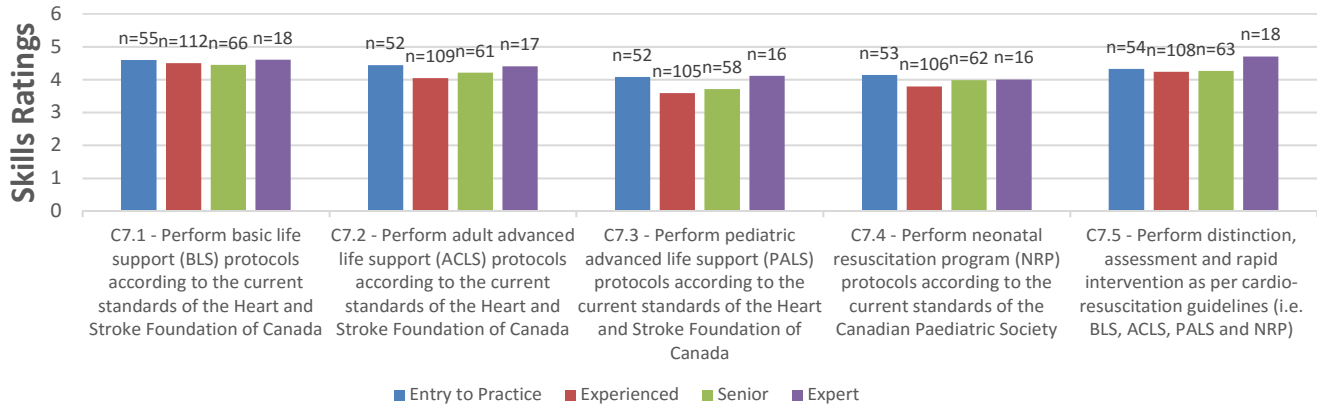


### C6 - Provide Optimal Ventilation Assistance Ratings: Neonatal Patient Group



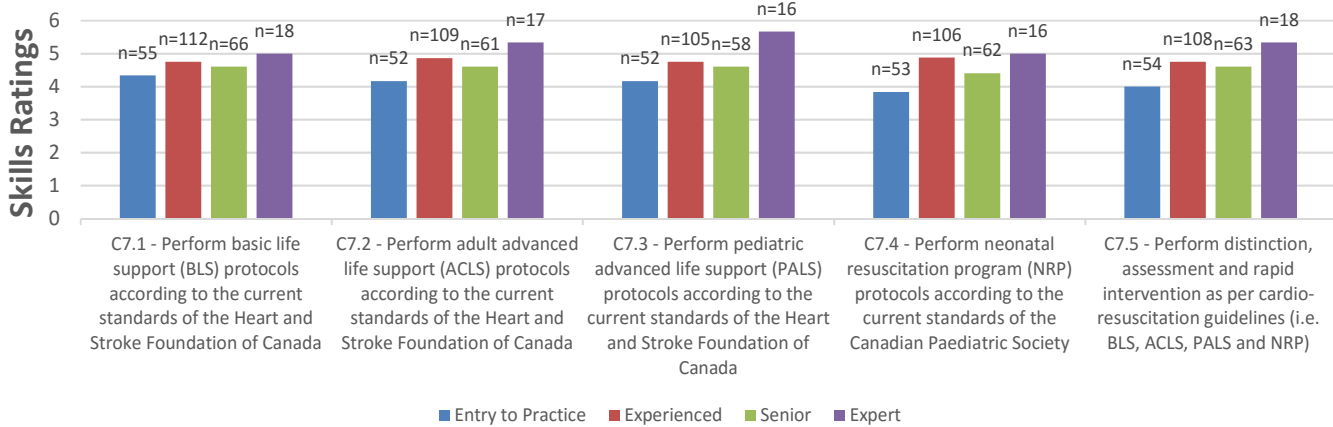
## C7 - Execute Cardiopulmonary Resuscitation (CPR)

### Ratings: Adult Patient Group



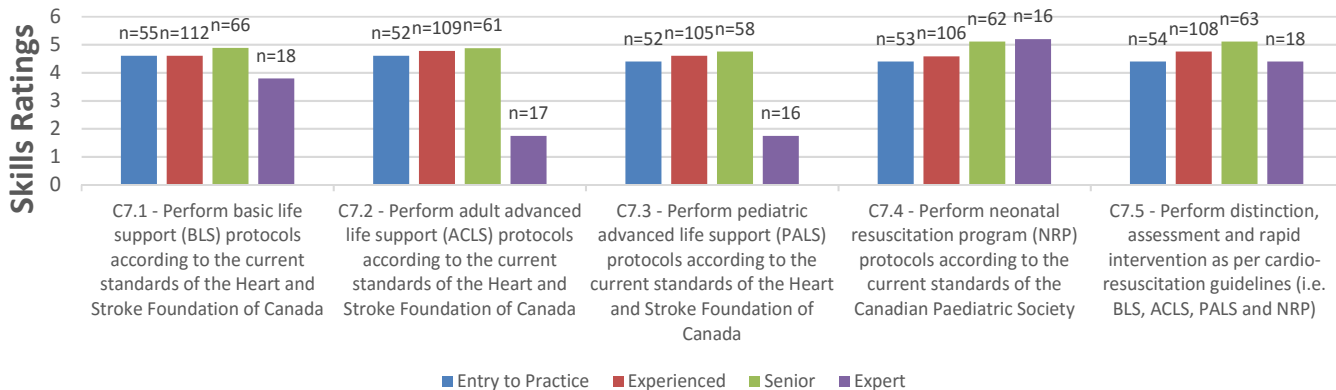
## C7 - Execute Cardiopulmonary Resuscitation (CPR)

### Ratings: Paediatric Patient Group



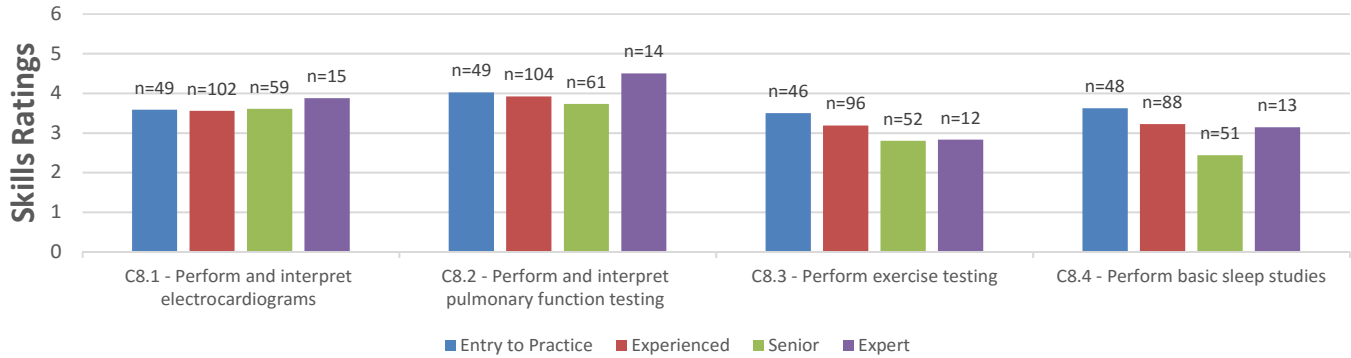
## C7 - Execute Cardiopulmonary Resuscitation (CPR)

### Ratings: Neonatal Patient Group

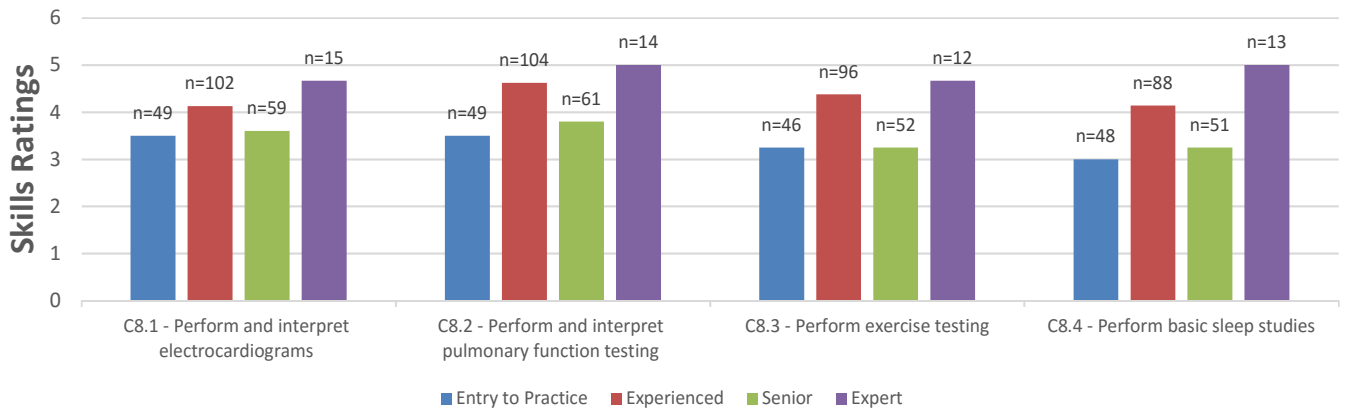




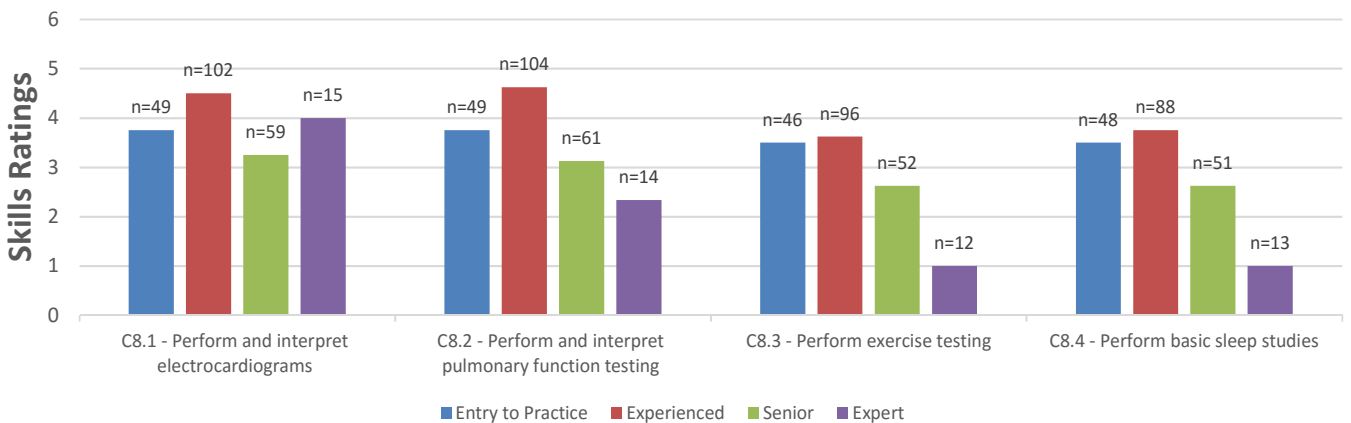
### C8 - Administer Cardio-Pulmonary Diagnostic Tests Ratings: Adult Patient Group



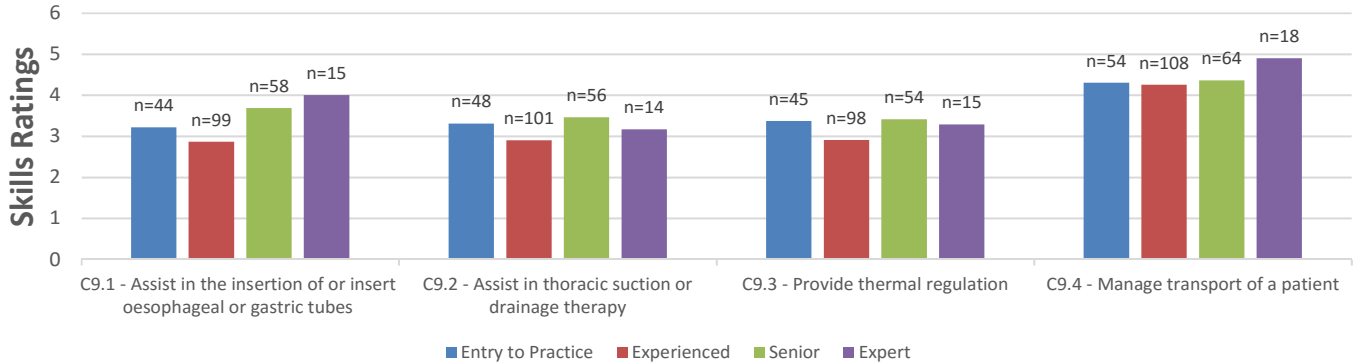
### C8 - Administer Cardio-Pulmonary Diagnostic Tests Ratings: Paediatric Patient Group



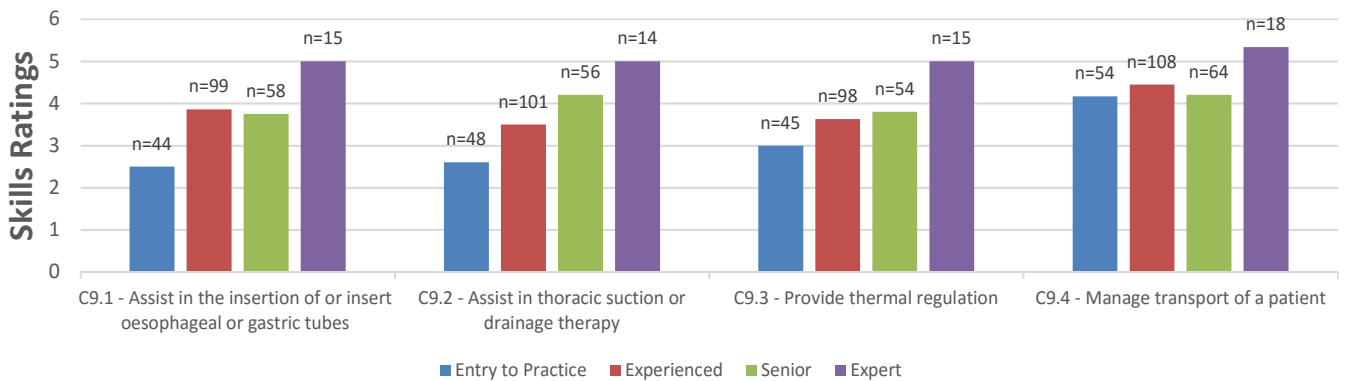
### C8 - Administer Cardio-Pulmonary Diagnostic Tests Ratings: Neonatal Patient Group



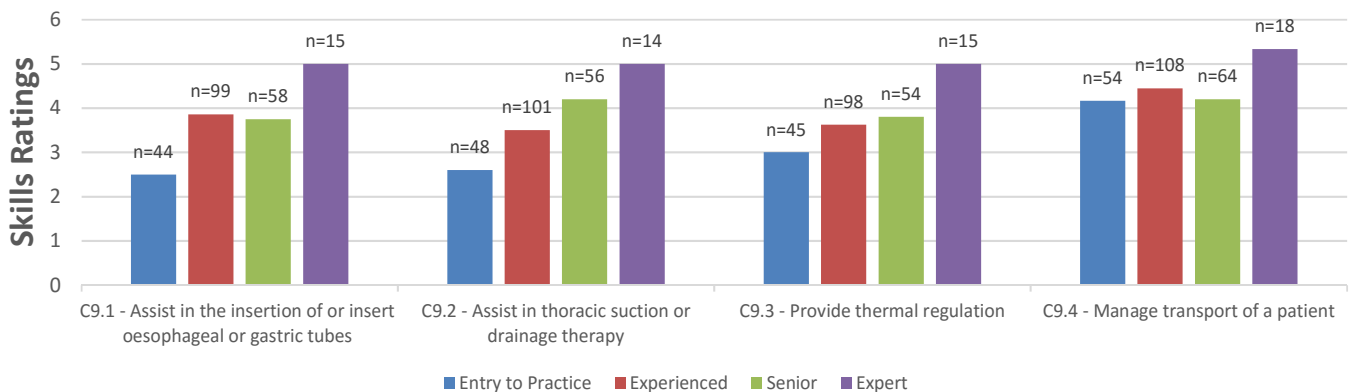
### C9 - Perform Adjunct Therapies Ratings: Adult Patient Group



### C9 - Perform Adjunct Therapies Ratings: Paediatric Patient Group



### C9 - Perform Adjunct Therapies Ratings: Neonatal Patient Group



# ROLE PROFILES OF RESPIRATORY THERAPISTS IN QUEBEC, ALBERTA AND ONTARIO

# The Roles Profile of Respiratory Therapists in Quebec, Alberta and Ontario

The role profile of the Respiratory Therapist depicts the Core and Clinical Sub-Competencies from top to bottom in order of frequency applied in practice for Entry to Practice and Experienced career stages. The Sub-competencies are sorted from highest to lowest *national average*, with *Quebec*, *Alberta* and *Ontario* added to provide a quick overview of how the role in each province is similar or differs from the national average and each other.

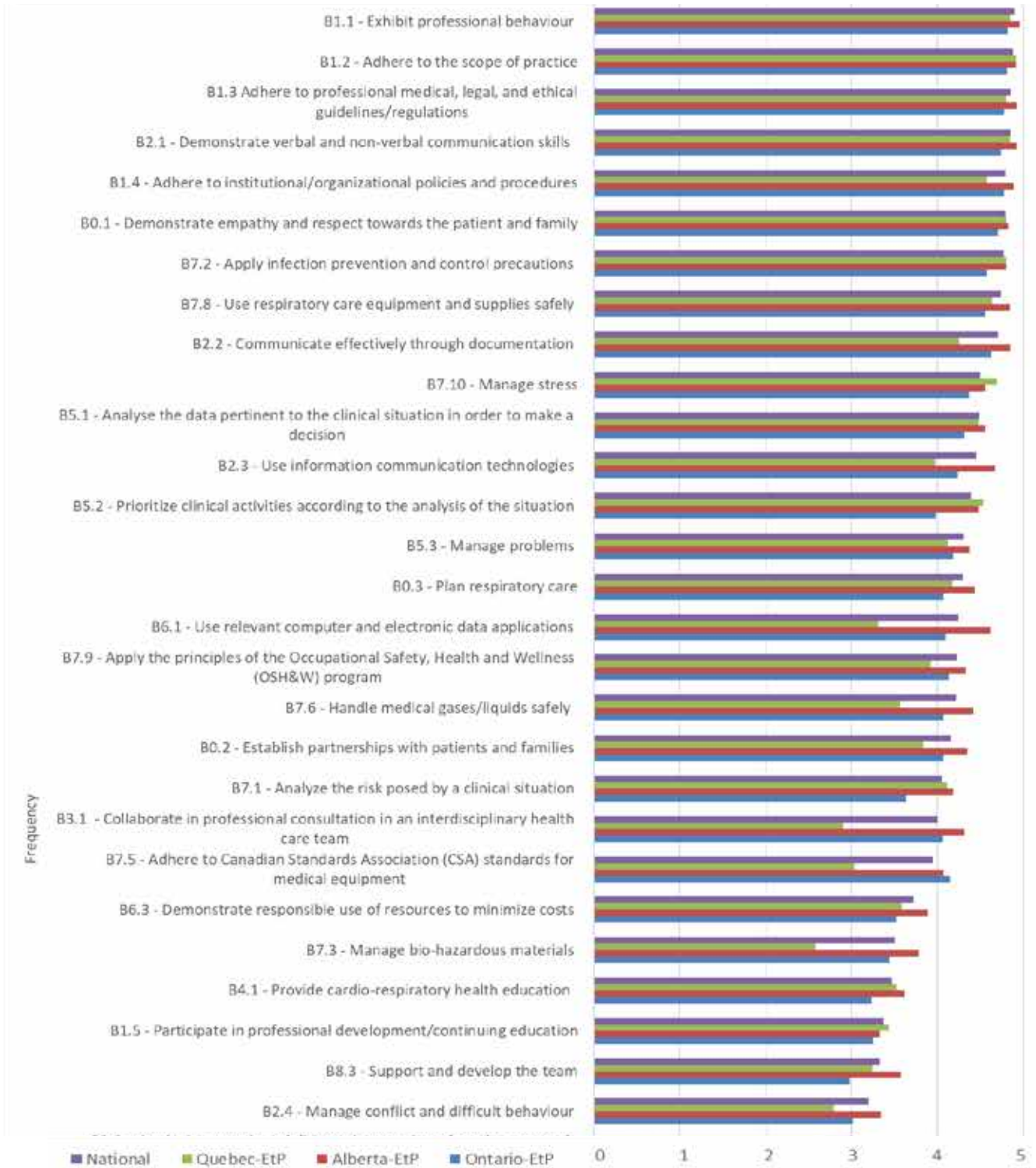
Respondents self-evaluated for each sub-competency on a scale of:

- 0 = never
- 1 = rarely
- 2 = once (or perhaps twice) a year
- 3 = monthly
- 4 = once or more times a week
- 5 = daily

# ROLE PROFILES OF RTs OF IN QUEBEC, ALBERTA & ONTARIO

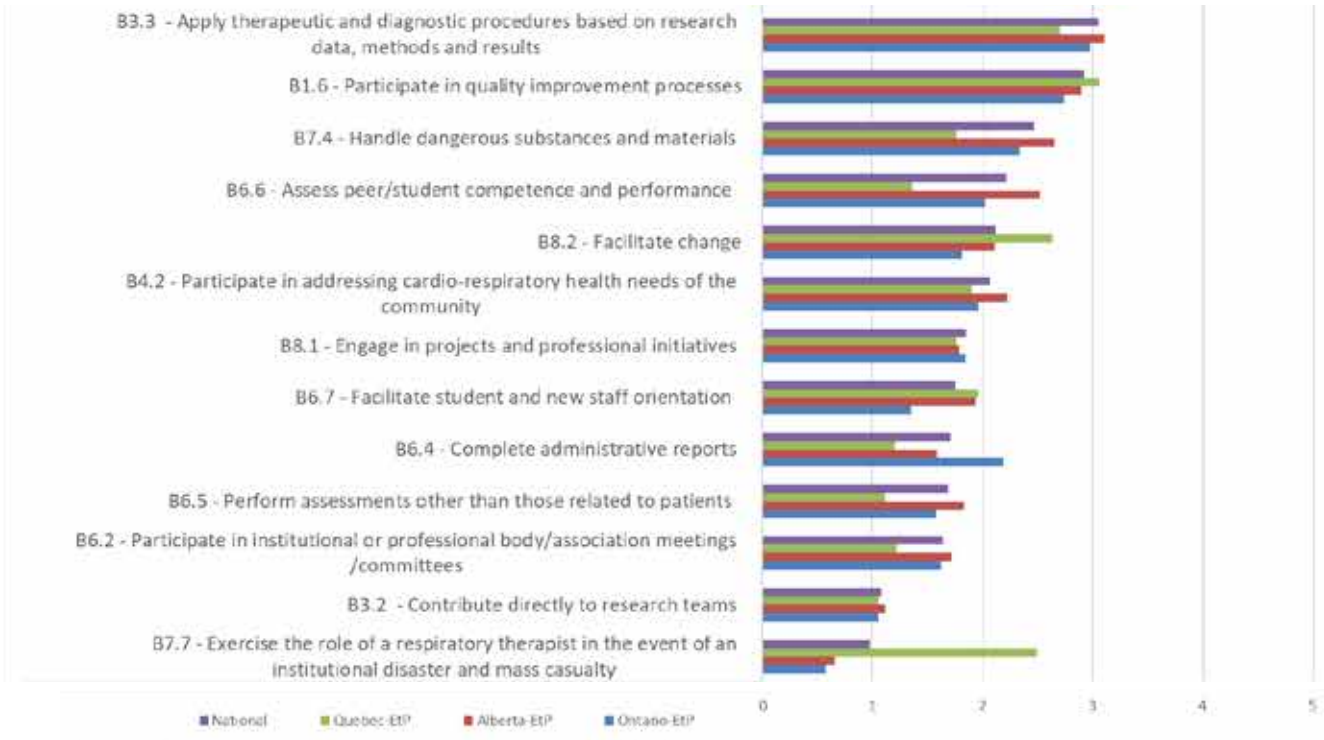
## PART 1: Entry to Practice RTs

## Entry to Practice RTs: Role Profile of Core Competencies Ontario, Quebec and Alberta compared to National



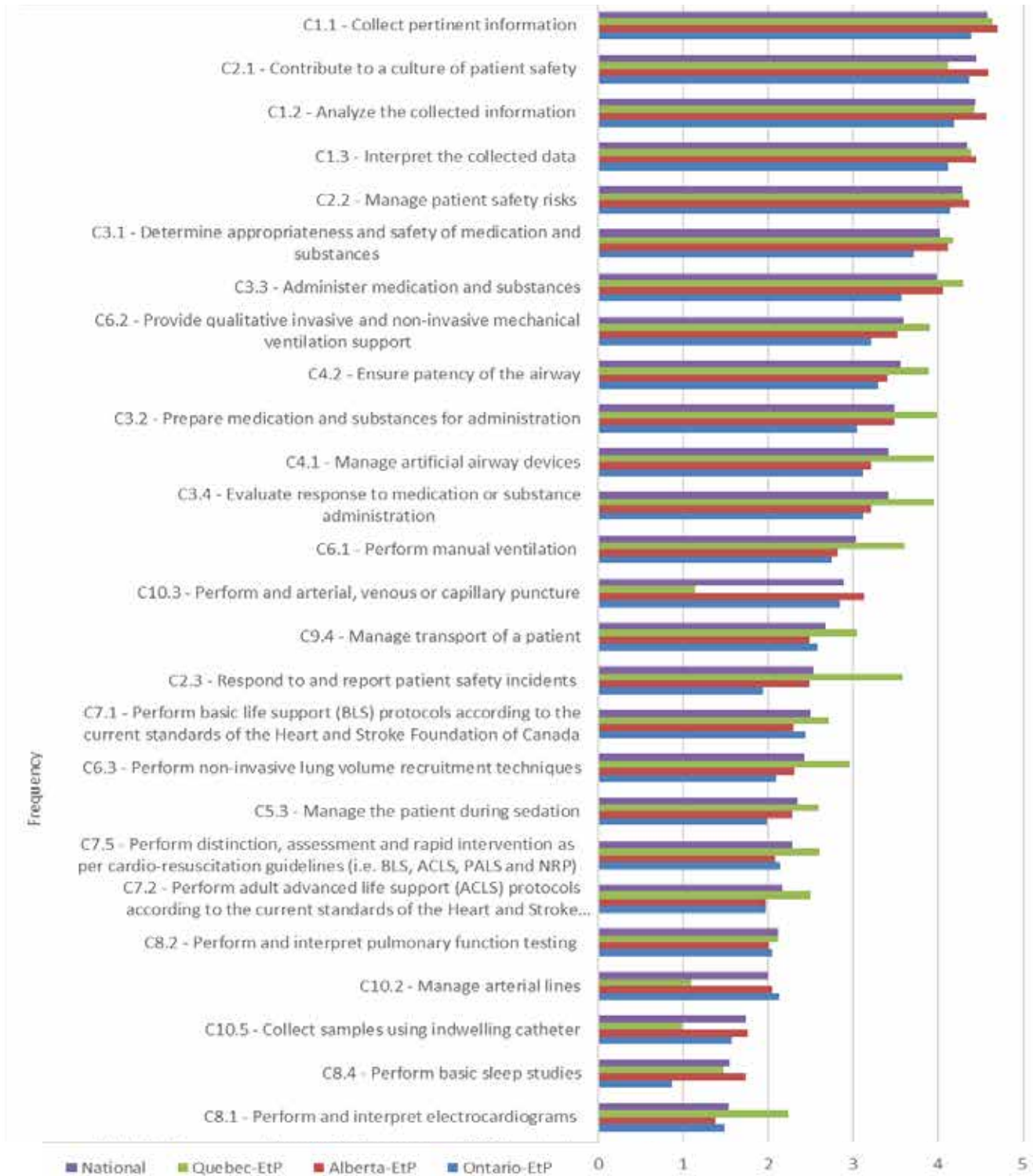
*Continued on next page*

## Entry to Practice RTs: Role Profile of Core Competencies Ontario, Quebec and Alberta compared to National



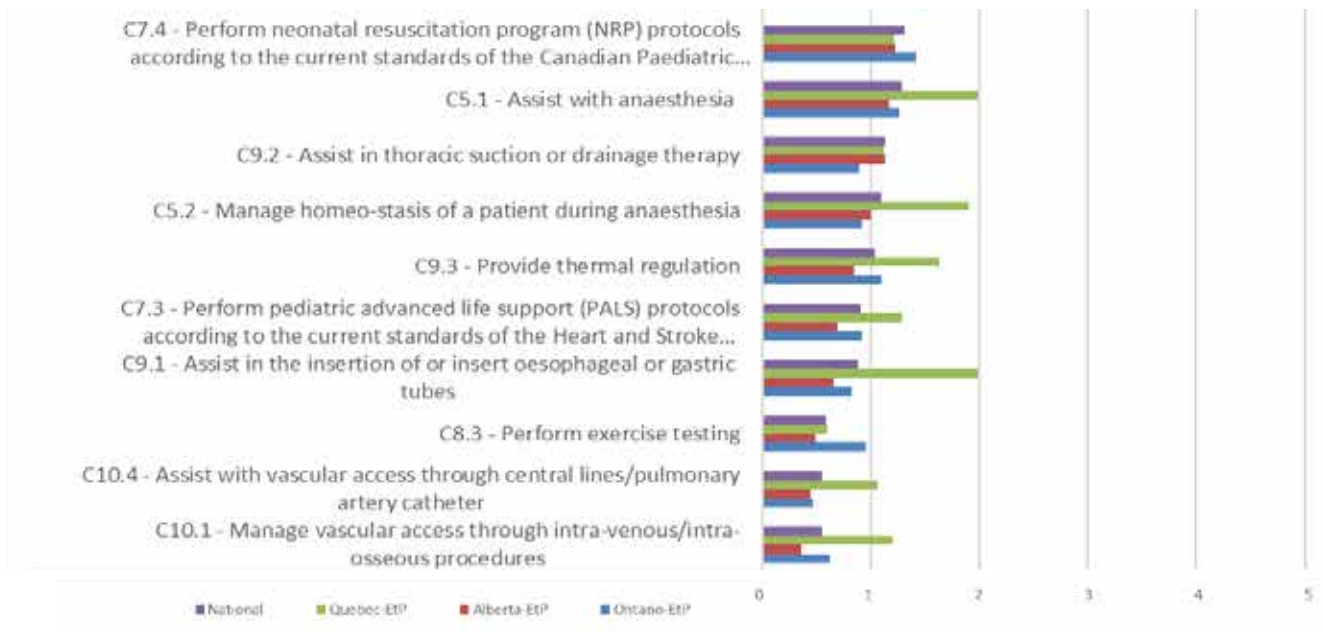


## Entry to Practice RTs: Role Profile of Clinical Competencies Ontario, Quebec and Alberta compared to National



Continued on next page

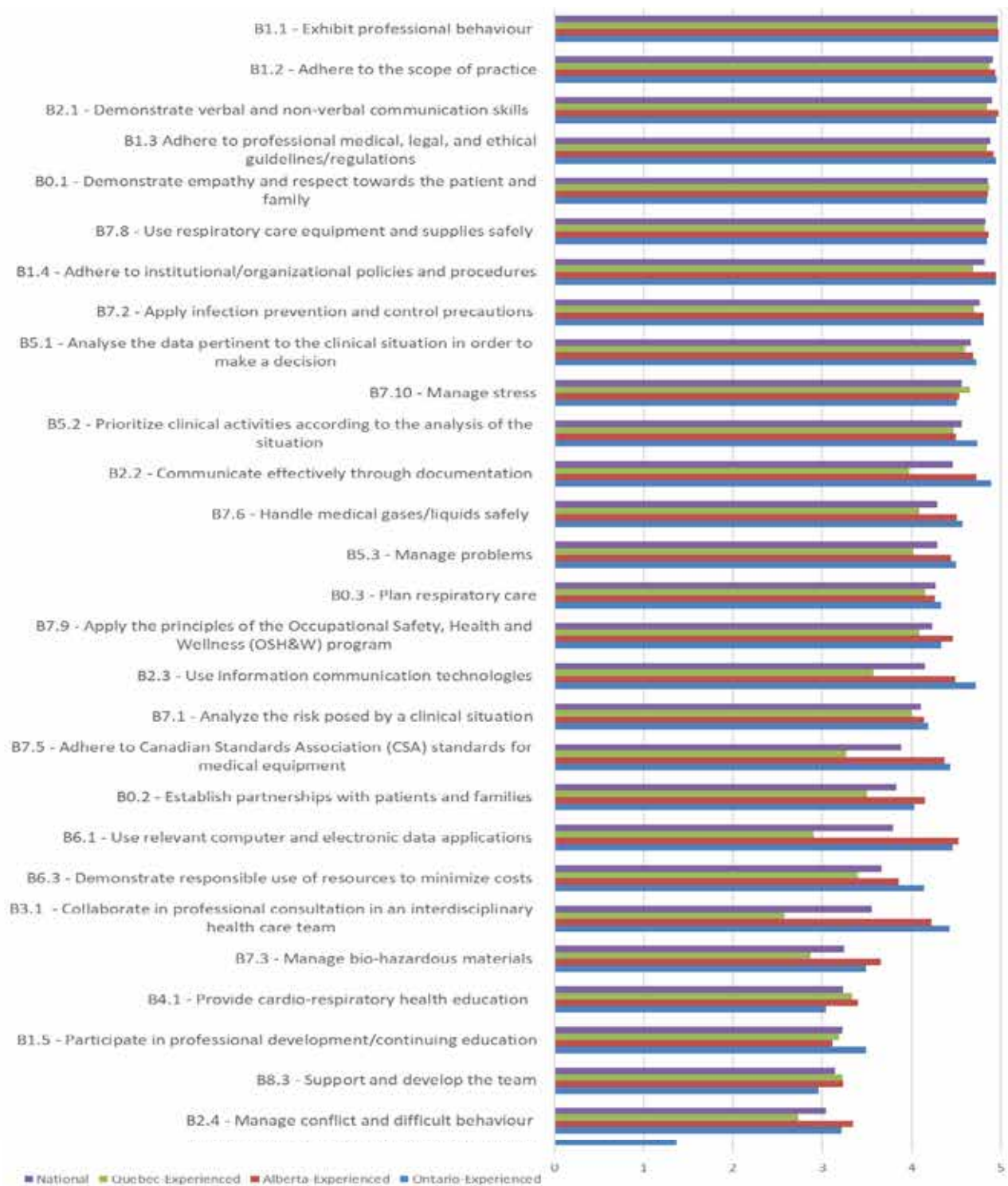
## Entry to Practice RTs: Role Profile of Core Competencies Ontario, Quebec and Alberta compared to National



# ROLE PROFILES OF RTs OF IN QUEBEC, ALBERTA & ONTARIO

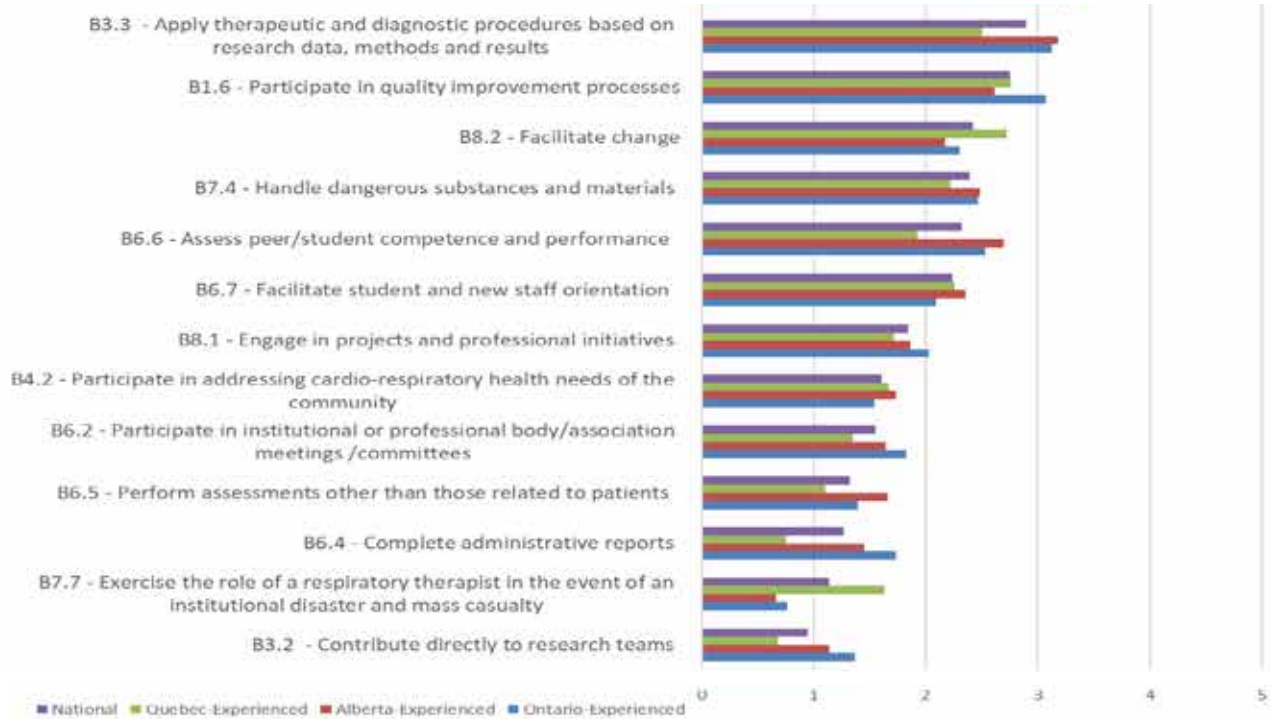
## PART 2: Experienced RTs

## Experienced RTs: Role Profile of Core Competencies Ontario, Quebec and Alberta compared to National

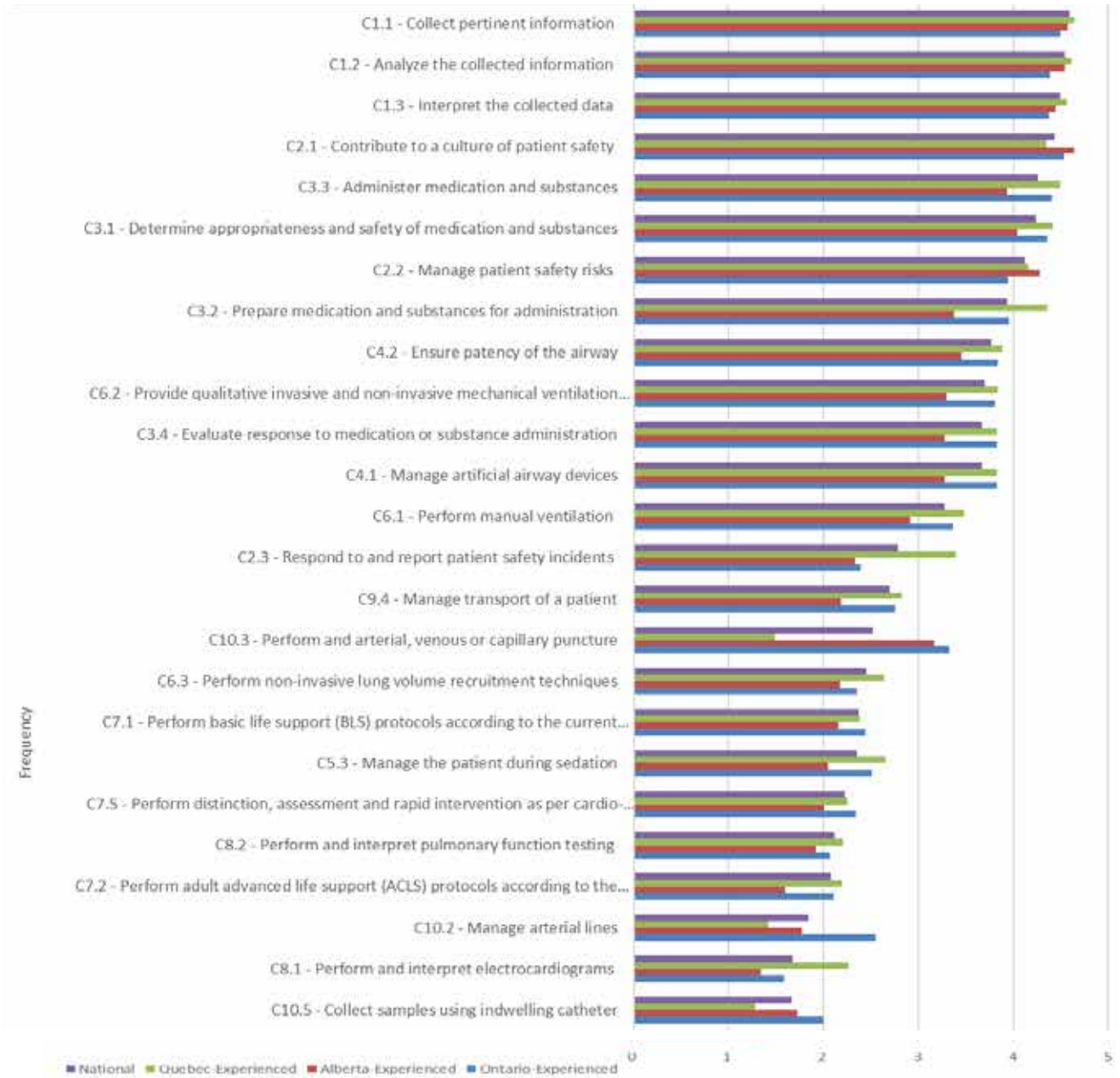


Continued on next page

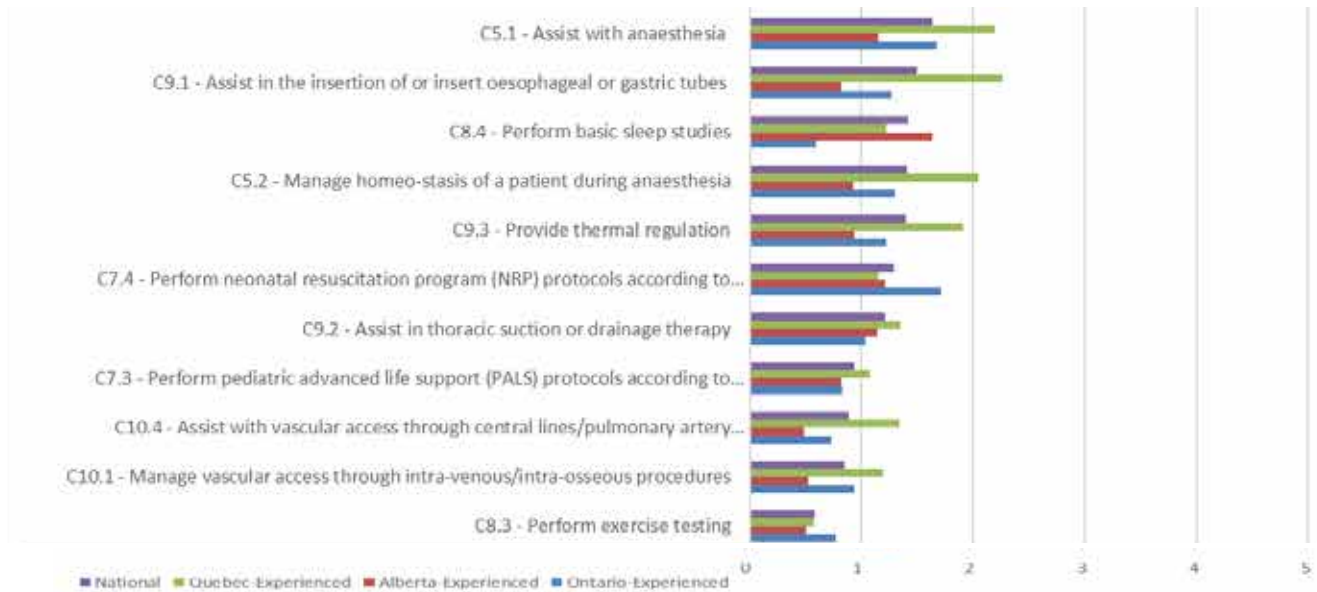
## Experienced RTs: Role Profile of Core Competencies Ontario, Quebec and Alberta compared to National



## Experienced RTs: Role Profile of Clinical Competencies Ontario, Quebec and Alberta compared to National



## Experienced RTs: Role Profile of Clinical Competencies Ontario, Quebec and Alberta compared to National



# NATIONAL & PROVINCIAL COMPARISONS ACROSS CAREER STAGING



# Frequency and Skills Ratings

The following charts and tables show the national/provincial frequency ratings and skills ratings.

## Interpretation Key to the Charts

Frequency rating shows the frequency with which the competency is practised:

- 0 = never
- 1 = rarely
- 2 = once (or perhaps twice) a year
- 3 = monthly
- 4 = once or more times a week
- 5 = daily

Skills rating shows the skills mastery required for a competency:

- 0 = conscious incompetence
- 1 = ready to act
- 2 = attempt, trial/error
- 3 = some confidence/minor errors
- 4 = quickly, accurately
- 5 = adapt, modify
- 6 = create new approaches

For SKILLS MASTERY of 'C - Clinical competencies' and 'B-7.8 Respiratory care equipment,' there are separate ratings from practitioners with the following primary groups:

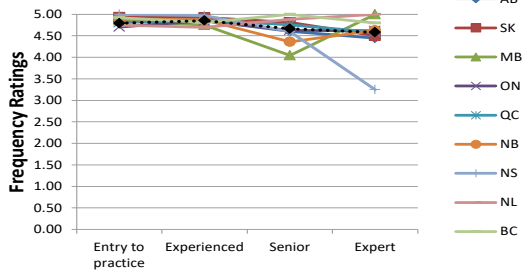
- i) Adult
- ii) Paediatric
- iii) Neonatal

# NATIONAL VS. PROVINCIAL COMAPRISONS

## PART 1: Core Competencies

## B0 - Provide Evidence-Informed Patient-Centred, Respiratory Care

**B0.1 Demonstrate empathy and respect towards the patient and family**

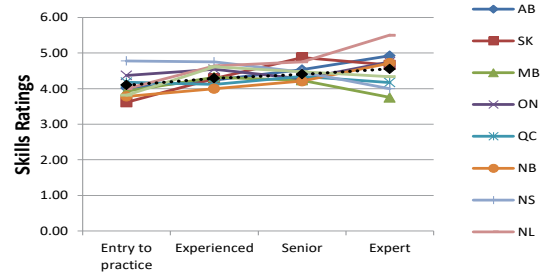


Frequency Ratings	Entry to practice	Experienced	Senior	Expert
AB	4.82	4.85	4.61	4.45
SK	4.93	4.93	4.81	4.50
MB	4.86	4.75	4.04	5.00
ON	4.70	4.84	4.63	4.62
QC	4.80	4.87	4.75	4.58
NB	4.90	4.87	4.36	4.63
NS	5.00	4.97	4.60	3.25
NL	4.75	4.70	4.88	5.00
BC	4.92	4.81	5.00	4.80
<b>National</b>	<b>4.79</b>	<b>4.85</b>	<b>4.66</b>	<b>4.58</b>

Number of respondents	Entry to practice	Experienced	Senior	Expert
AB	181	219	89	29
SK	15	42	16	6
MB	14	56	23	4
ON	108	250	136	52
QC	76	479	146	50
NB	10	30	25	8
NS	10	33	15	4
NL	4	33	17	5
BC	12	48	40	15
<b>National</b>	<b>437</b>	<b>1193</b>	<b>513</b>	<b>174</b>

**B0.1 Demonstrate empathy and respect towards the patient and family**



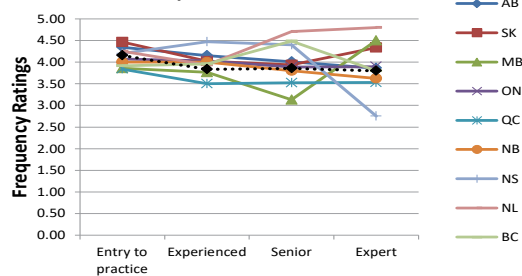
Skills Ratings	Entry to practice	Experienced	Senior	Expert
AB	4.01	4.24	4.53	4.93
SK	3.62	4.28	4.88	4.67
MB	3.92	4.31	4.23	3.75
ON	4.37	4.54	4.27	4.75
QC	4.18	4.12	4.35	4.17
NB	3.78	4.00	4.21	4.71
NS	4.78	4.75	4.46	4.00
NL	4.00	4.63	4.75	5.50
BC	3.82	4.61	4.47	4.33
<b>National</b>	<b>4.10</b>	<b>4.29</b>	<b>4.40</b>	<b>4.56</b>

Number of respondents	Entry to practice	Experienced	Senior	Expert
AB	168	199	83	27
SK	13	39	16	6
MB	13	51	22	4
ON	90	202	115	48
QC	72	437	136	47
NB	9	25	24	7
NS	9	28	13	3
NL	3	30	16	4
BC	11	46	36	15
<b>National</b>	<b>394</b>	<b>1060</b>	<b>466</b>	<b>162</b>

## B0 - Provide Evidence-Informed Patient-Centred, Respiratory Care

**B0.2 Establish partnerships with patients and families**

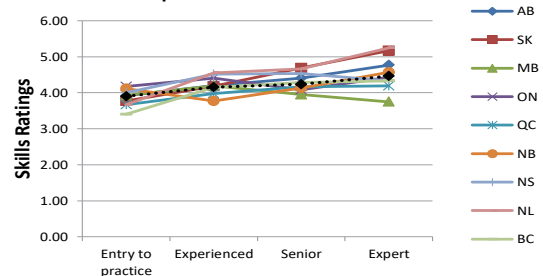


Frequency Ratings	Entry to practice	Experienced	Senior	Expert
AB	4.34	4.15	4.01	3.86
SK	4.47	4.02	3.94	4.33
MB	3.86	3.77	3.13	4.50
ON	4.08	4.03	3.88	3.90
QC	3.84	3.50	3.52	3.53
NB	4.00	4.00	3.80	3.63
NS	4.20	4.47	4.40	2.75
NL	4.25	3.94	4.71	4.80
BC	3.92	3.96	4.49	3.80
<b>National</b>	<b>4.16</b>	<b>3.83</b>	<b>3.86</b>	<b>3.80</b>

Number of respondents	Entry to practice	Experienced	Senior	Expert
AB	180	214	87	29
SK	15	42	16	6
MB	14	56	23	4
ON	105	240	130	49
QC	75	468	143	49
NB	10	28	25	8
NS	10	32	15	4
NL	4	32	17	5
BC	12	48	39	15
<b>National</b>	<b>432</b>	<b>1163</b>	<b>501</b>	<b>170</b>

**B0.2 Establish partnerships with patients and families**

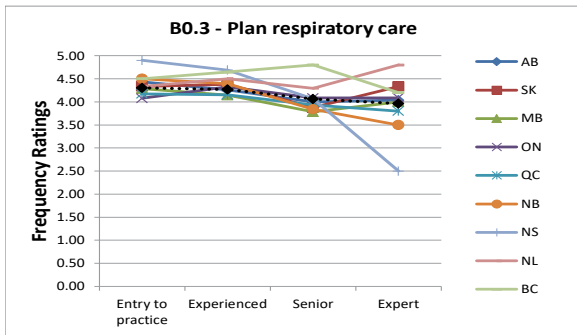


Skills Ratings	Entry to practice	Experienced	Senior	Expert
AB	3.92	4.20	4.40	4.77
SK	3.77	4.18	4.69	5.17
MB	3.92	4.20	3.95	3.75
ON	4.18	4.40	4.08	4.43
QC	3.67	3.98	4.17	4.20
NB	4.11	3.77	4.13	4.57
NS	4.00	4.52	4.54	4.33
NL	3.67	4.56	4.67	5.25
BC	3.40	4.15	4.29	4.33
<b>National</b>	<b>3.90</b>	<b>4.15</b>	<b>4.24</b>	<b>4.46</b>

Number of respondents	Entry to practice	Experienced	Senior	Expert
AB	166	197	82	26
SK	13	39	16	6
MB	13	51	22	4
ON	85	198	113	46
QC	70	422	131	41
NB	9	22	23	7
NS	9	27	13	3
NL	3	27	15	4
BC	10	46	35	15
<b>National</b>	<b>384</b>	<b>1032</b>	<b>455</b>	<b>153</b>

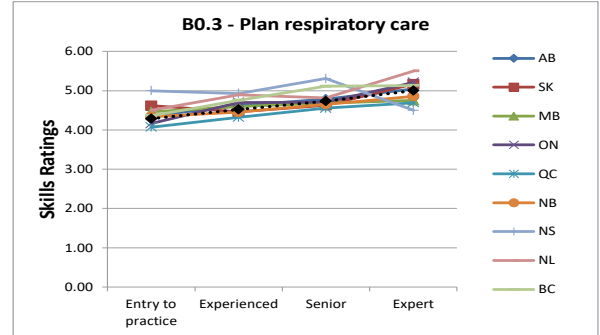
## B0 - Provide Evidence-Informed Patient-Centred, Respiratory Care



Frequency Ratings	Entry to practice	Experienced	Senior	Expert
AB	4.43	4.26	4.00	4.04
SK	4.33	4.38	3.88	4.33
MB	4.29	4.14	3.78	4.00
ON	4.08	4.33	4.08	4.09
QC	4.17	4.15	3.93	3.80
NB	4.50	4.39	3.84	3.50
NS	4.90	4.69	4.07	2.50
NL	4.33	4.50	4.29	4.80
BC	4.50	4.65	4.80	4.20
<b>National</b>	<b>4.30</b>	<b>4.27</b>	<b>4.06</b>	<b>3.96</b>

Number of respondents	Entry to practice	Experienced	Senior	Expert
AB	179	215	86	28
SK	15	42	16	6
MB	14	56	23	4
ON	105	240	131	46
QC	75	466	143	50
NB	10	28	25	8
NS	10	32	15	4
NL	3	32	17	5
BC	12	48	40	15
<b>National</b>	<b>430</b>	<b>1162</b>	<b>502</b>	<b>167</b>

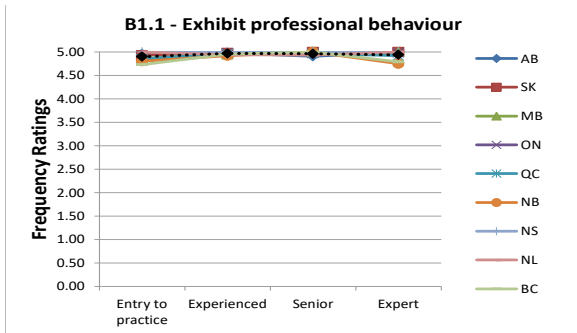


Skills Ratings	Entry to practice	Experienced	Senior	Expert
AB	4.36	4.62	4.78	5.04
SK	4.62	4.46	4.63	5.17
MB	4.46	4.59	4.68	4.75
ON	4.16	4.70	4.71	5.21
QC	4.07	4.32	4.56	4.69
NB	4.33	4.45	4.65	4.86
NS	5.00	4.93	5.31	4.50
NL	4.50	4.90	4.81	5.50
BC	4.36	4.76	5.11	5.13
<b>National</b>	<b>4.29</b>	<b>4.52</b>	<b>4.73</b>	<b>5.00</b>

Number of respondents	Entry to practice	Experienced	Senior	Expert
AB	166	197	82	25
SK	13	39	16	6
MB	13	49	22	4
ON	87	199	113	43
QC	69	422	133	42
NB	9	22	23	7
NS	9	27	13	2
NL	2	29	16	4
BC	11	45	36	15
<b>National</b>	<b>385</b>	<b>1032</b>	<b>459</b>	<b>149</b>

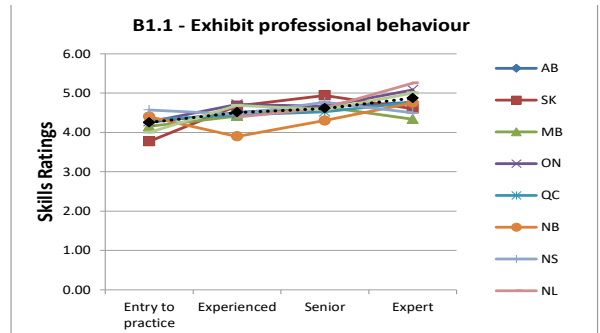
## B1 - Demonstrate Professional Behaviour



Frequency Ratings	Entry to practice	Experienced	Senior	Expert
AB	4.96	4.98	4.90	5.00
SK	4.93	4.98	5.00	5.00
MB	4.86	4.94	5.00	5.00
ON	4.82	4.97	4.97	4.98
QC	4.85	4.96	4.96	4.91
NB	4.80	4.92	5.00	4.75
NS	5.00	5.00	5.00	5.00
NL	5.00	4.94	4.93	5.00
BC	4.73	4.95	5.00	4.79
<b>National</b>	<b>4.90</b>	<b>4.97</b>	<b>4.96</b>	<b>4.94</b>

Number of respondents	Entry to practice	Experienced	Senior	Expert
AB	181	209	84	29
SK	14	42	16	5
MB	14	53	21	3
ON	94	186	115	43
QC	67	438	135	47
NB	10	24	22	8
NS	9	29	13	4
NL	2	32	14	4
BC	11	41	34	14
<b>National</b>	<b>409</b>	<b>1057</b>	<b>458</b>	<b>158</b>




Skills Ratings	Entry to practice	Experienced	Senior	Expert
AB	4.26	4.51	4.65	4.77
SK	3.77	4.68	4.94	4.60
MB	4.15	4.41	4.65	4.33
ON	4.26	4.71	4.67	5.08
QC	4.32	4.44	4.52	4.77
NB	4.40	3.89	4.30	4.75
NS	4.57	4.46	4.77	4.50
NL	#N/A	4.39	4.62	5.25
BC	4.00	4.68	4.58	5.00
<b>National</b>	<b>4.25</b>	<b>4.51</b>	<b>4.61</b>	<b>4.87</b>

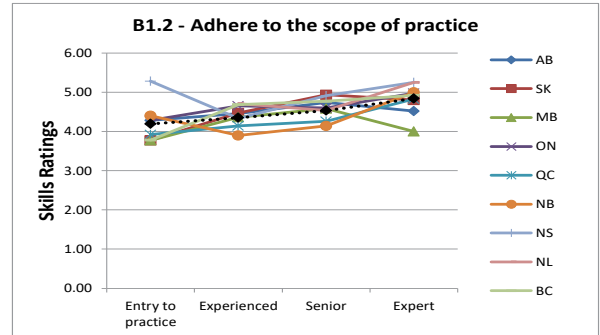
Number of respondents	Entry to practice	Experienced	Senior	Expert
AB	172	192	82	26
SK	13	40	16	5
MB	13	51	20	3
ON	76	160	102	38
QC	63	408	129	43
NB	10	19	20	8
NS	7	26	13	4
NL	1	31	13	4
BC	9	38	31	13
<b>National</b>	<b>370</b>	<b>968</b>	<b>429</b>	<b>145</b>

## B1 - Demonstrate Professional Behaviour



Frequency Ratings	Entry to practice	Experienced	Senior	Expert
AB	4.91	4.94	4.83	4.93
SK	4.71	4.93	5.00	5.00
MB	4.79	4.91	4.52	5.00
ON	4.81	4.96	4.86	4.95
QC	4.91	4.87	4.93	4.87
NB	5.00	4.75	4.91	4.88
NS	5.00	4.96	4.31	5.00
NL	5.00	4.91	4.93	5.00
BC	4.91	4.90	4.97	4.43
<b>National</b>	<b>4.88</b>	<b>4.91</b>	<b>4.86</b>	<b>4.88</b>

Number of respondents	Entry to practice	Experienced	Senior	Expert
AB	181	207	83	28
SK	14	41	16	5
MB	14	53	21	3
ON	93	184	114	43
QC	66	438	134	45
NB	10	24	23	8
NS	9	26	13	4
NL	2	32	14	4
BC	11	40	34	14
<b>National</b>	<b>407</b>	<b>1048</b>	<b>456</b>	<b>155</b>



Skills Ratings	Entry to practice	Experienced	Senior	Expert
AB	4.28	4.46	4.74	4.52
SK	3.77	4.48	4.94	4.80
MB	3.77	4.36	4.58	4.00
ON	4.29	4.65	4.60	4.97
QC	3.92	4.15	4.26	4.83
NB	4.40	3.89	4.14	5.00
NS	5.29	4.33	4.91	5.25
NL	#N/A	4.71	4.54	5.25
BC	3.78	4.68	4.77	4.92
<b>National</b>	<b>4.19</b>	<b>4.35</b>	<b>4.53</b>	<b>4.84</b>

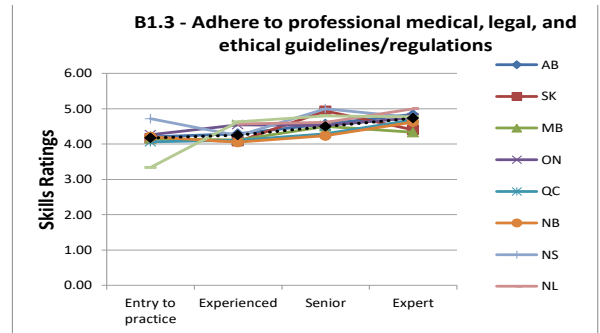
Number of respondents	Entry to practice	Experienced	Senior	Expert
AB	172	191	81	25
SK	13	40	16	5
MB	13	50	19	3
ON	77	157	100	36
QC	63	406	129	40
NB	10	19	21	8
NS	7	24	11	4
NL	1	31	13	4
BC	9	38	31	13
<b>National</b>	<b>371</b>	<b>959</b>	<b>424</b>	<b>139</b>

## B1 - Demonstrate Professional Behaviour



Frequency Ratings	Entry to practice	Experienced	Senior	Expert
AB	4.92	4.92	4.90	4.71
SK	4.86	4.93	5.00	5.00
MB	4.79	4.89	4.95	5.00
ON	4.77	4.95	4.96	4.98
QC	4.80	4.84	4.90	4.91
NB	5.00	4.79	4.87	4.88
NS	4.89	4.96	4.69	5.00
NL	5.00	4.87	4.93	5.00
BC	4.73	4.88	4.97	4.79
<b>National</b>	<b>4.86</b>	<b>4.89</b>	<b>4.92</b>	<b>4.89</b>

Number of respondents	Entry to practice	Experienced	Senior	Expert
AB	180	206	83	28
SK	14	41	16	5
MB	14	53	20	3
ON	93	185	112	41
QC	66	437	135	46
NB	10	24	23	8
NS	9	27	13	4
NL	2	31	14	4
BC	11	40	34	14
<b>National</b>	<b>406</b>	<b>1047</b>	<b>454</b>	<b>154</b>

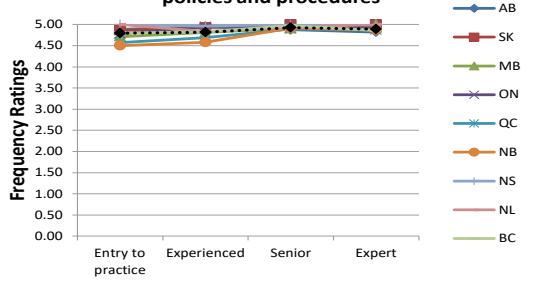


Skills Ratings	Entry to practice	Experienced	Senior	Expert
AB	4.21	4.29	4.57	4.84
SK	4.15	4.08	4.94	4.40
MB	4.15	4.12	4.50	4.33
ON	4.26	4.54	4.53	4.74
QC	4.06	4.11	4.29	4.68
NB	4.20	4.05	4.24	4.63
NS	4.71	4.24	5.00	4.75
NL	#N/A	4.57	4.62	5.00
BC	3.33	4.63	4.80	4.77
<b>National</b>	<b>4.17</b>	<b>4.25</b>	<b>4.50</b>	<b>4.73</b>

Number of respondents	Entry to practice	Experienced	Senior	Expert
AB	170	192	79	25
SK	13	40	16	5
MB	13	51	20	3
ON	77	158	99	35
QC	63	405	127	41
NB	10	19	21	8
NS	7	25	13	4
NL	1	30	13	4
BC	9	38	30	13
<b>National</b>	<b>369</b>	<b>961</b>	<b>421</b>	<b>139</b>

## B1 - Demonstrate Professional Behaviour

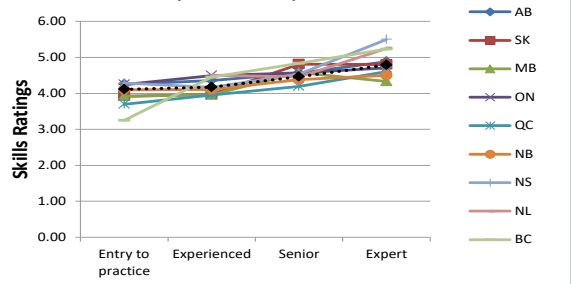
**B1.4 - Adhere to institutional/organizational policies and procedures**



Frequency Ratings	Entry to practice	Experienced	Senior	Expert
AB	4.88	4.95	4.88	4.82
SK	4.86	4.93	5.00	5.00
MB	4.71	4.81	4.90	5.00
ON	4.77	4.95	4.96	4.93
QC	4.58	4.69	4.89	4.87
NB	4.50	4.58	4.91	4.88
NS	5.00	4.96	5.00	5.00
NL	5.00	4.84	4.93	5.00
BC	4.80	4.83	4.97	4.86
<b>National</b>	<b>4.80</b>	<b>4.82</b>	<b>4.92</b>	<b>4.89</b>

Number of respondents	Entry to practice	Experienced	Senior	Expert
AB	181	207	82	28
SK	14	41	16	5
MB	14	53	21	3
ON	93	183	113	40
QC	66	436	133	46
NB	10	24	23	8
NS	9	26	13	4
NL	2	31	14	4
BC	10	40	34	14
<b>National</b>	<b>406</b>	<b>1044</b>	<b>453</b>	<b>153</b>

**B1.4 - Adhere to institutional/organizational policies and procedures**

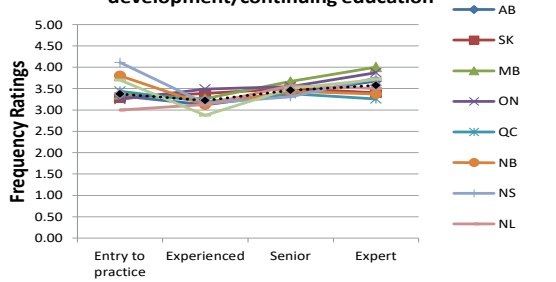


Skills Ratings	Entry to practice	Experienced	Senior	Expert
AB	4.26	4.36	4.56	4.88
SK	3.92	3.98	4.81	4.80
MB	3.92	3.96	4.58	4.33
ON	4.25	4.49	4.57	4.71
QC	3.70	3.96	4.20	4.61
NB	4.10	4.11	4.38	4.50
NS	4.29	4.17	4.54	5.50
NL	#N/A	4.50	4.46	5.25
BC	3.25	4.45	4.83	5.23
<b>National</b>	<b>4.11</b>	<b>4.17</b>	<b>4.46</b>	<b>4.79</b>

Number of respondents	Entry to practice	Experienced	Senior	Expert
AB	171	190	78	25
SK	13	40	16	5
MB	13	51	19	3
ON	77	156	98	34
QC	63	403	127	41
NB	10	19	21	8
NS	7	24	13	4
NL	1	30	13	4
BC	8	38	30	13
<b>National</b>	<b>369</b>	<b>954</b>	<b>418</b>	<b>138</b>

## B1 - Demonstrate Professional Behaviour

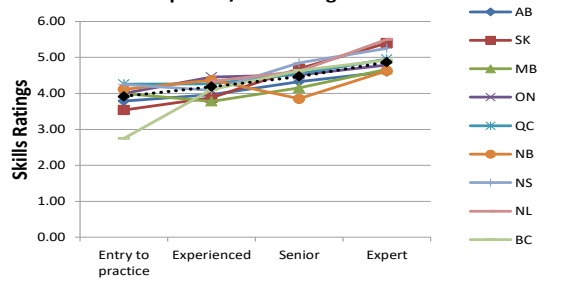
**B1.5 - Participate in professional development/continuing education**



Frequency Ratings	Entry to practice	Experienced	Senior	Expert
AB	3.33	3.12	3.38	3.68
SK	3.29	3.39	3.50	3.40
MB	3.36	3.26	3.67	4.00
ON	3.25	3.49	3.54	3.88
QC	3.44	3.19	3.38	3.26
NB	3.80	3.13	3.43	3.38
NS	4.11	3.15	3.31	3.75
NL	3.00	3.13	3.57	3.50
BC	3.70	2.88	3.50	3.71
<b>National</b>	<b>3.37</b>	<b>3.22</b>	<b>3.46</b>	<b>3.58</b>

Number of respondents	Entry to practice	Experienced	Senior	Expert
AB	181	208	82	28
SK	14	41	16	5
MB	14	53	21	3
ON	93	183	112	40
QC	66	436	132	46
NB	10	24	23	8
NS	9	26	13	4
NL	2	31	14	4
BC	10	41	34	14
<b>National</b>	<b>406</b>	<b>1046</b>	<b>451</b>	<b>153</b>

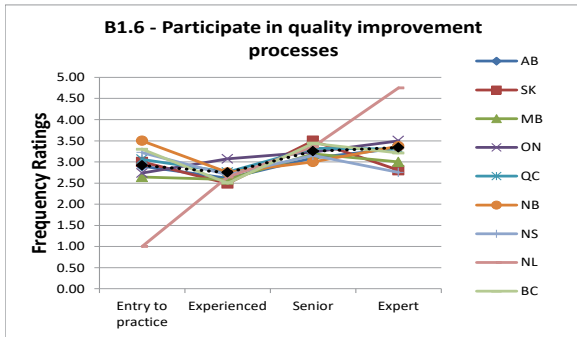
**B1.5 - Participate in professional development/continuing education**



Skills Ratings	Entry to practice	Experienced	Senior	Expert
AB	3.79	3.97	4.33	4.60
SK	3.54	3.88	4.69	5.40
MB	4.00	3.78	4.15	4.67
ON	4.00	4.45	4.52	4.79
QC	4.25	4.27	4.55	4.95
NB	4.11	4.37	3.85	4.63
NS	4.25	4.08	4.85	5.25
NL	#N/A	4.33	4.62	5.50
BC	2.75	4.11	4.63	4.92
<b>National</b>	<b>3.92</b>	<b>4.19</b>	<b>4.47</b>	<b>4.87</b>

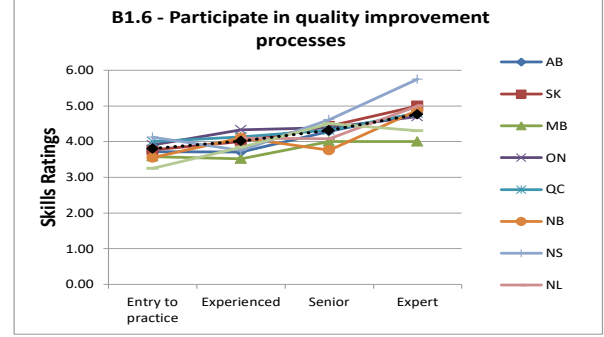
Number of respondents	Entry to practice	Experienced	Senior	Expert
AB	170	191	79	25
SK	13	40	16	5
MB	13	50	20	3
ON	77	157	99	33
QC	63	400	128	40
NB	9	19	20	8
NS	8	24	13	4
NL	1	30	13	4
BC	8	38	30	13
<b>National</b>	<b>368</b>	<b>952</b>	<b>421</b>	<b>136</b>

## B1 - Demonstrate Professional Behaviour



Frequency Ratings	Entry to practice	Experienced	Senior	Expert
AB	2.90	2.61	3.10	3.32
SK	3.00	2.49	3.50	2.80
MB	2.64	2.58	3.19	3.00
ON	2.74	3.07	3.23	3.50
QC	3.06	2.76	3.32	3.30
NB	3.50	2.75	3.00	3.38
NS	3.22	2.69	3.15	2.75
NL	1.00	2.65	3.36	4.75
BC	3.30	2.50	3.44	3.21
<b>National</b>	<b>2.92</b>	<b>2.75</b>	<b>3.25</b>	<b>3.34</b>

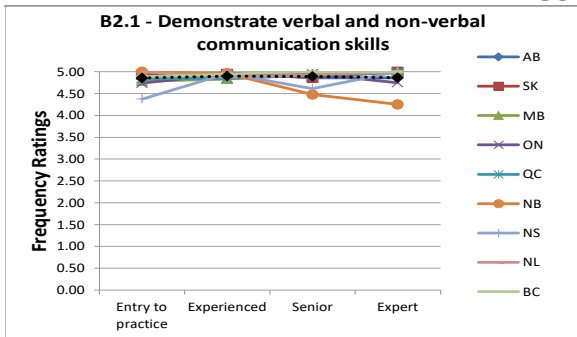
Number of respondents	Entry to practice	Experienced	Senior	Expert
AB	180	207	82	28
SK	14	41	16	5
MB	14	53	21	3
ON	92	182	113	40
QC	65	436	133	46
NB	10	24	23	8
NS	9	26	13	4
NL	2	31	14	4
BC	10	40	34	14
<b>National</b>	<b>403</b>	<b>1043</b>	<b>453</b>	<b>153</b>



Skills Ratings	Entry to practice	Experienced	Senior	Expert
AB	3.72	3.71	4.29	4.80
SK	3.77	4.00	4.44	5.00
MB	3.58	3.52	4.00	4.00
ON	3.91	4.33	4.39	4.71
QC	4.00	4.13	4.32	4.80
NB	3.56	4.11	3.76	4.88
NS	4.13	3.75	4.62	5.75
NL	#N/A	4.10	4.08	5.00
BC	3.25	3.84	4.50	4.31
<b>National</b>	<b>3.80</b>	<b>4.02</b>	<b>4.32</b>	<b>4.77</b>

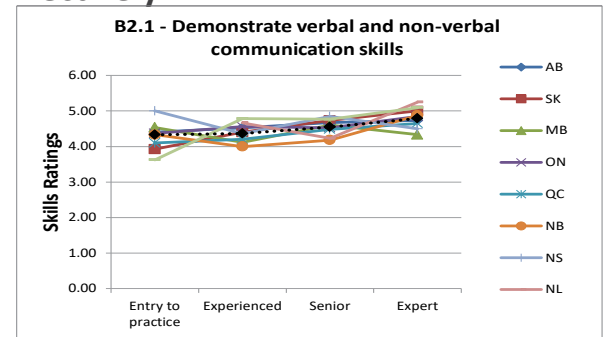
Number of respondents	Entry to practice	Experienced	Senior	Expert
AB	169	190	79	25
SK	13	40	16	5
MB	12	50	20	3
ON	77	153	99	34
QC	62	395	127	40
NB	9	19	21	8
NS	8	24	13	4
NL	0	30	13	4
BC	8	38	30	13
<b>National</b>	<b>363</b>	<b>942</b>	<b>421</b>	<b>137</b>

## B2 - Communicate Effectively



Frequency Ratings	Entry to practice	Experienced	Senior	Expert
AB	4.92	4.97	4.86	4.86
SK	4.93	4.95	4.87	5.00
MB	4.79	4.83	4.95	5.00
ON	4.74	4.95	4.95	4.75
QC	4.84	4.85	4.92	4.98
NB	5.00	4.96	4.48	4.25
NS	4.38	4.96	4.62	5.00
NL	5.00	4.88	4.93	5.00
BC	4.89	4.95	5.00	5.00
<b>National</b>	<b>4.86</b>	<b>4.90</b>	<b>4.89</b>	<b>4.86</b>

Number of respondents	Entry to practice	Experienced	Senior	Expert
AB	180	205	80	28
SK	14	41	15	5
MB	14	54	20	3
ON	84	170	101	36
QC	64	423	132	44
NB	9	25	23	8
NS	8	26	13	4
NL	2	32	14	4
BC	9	38	33	12
<b>National</b>	<b>391</b>	<b>1017</b>	<b>434</b>	<b>145</b>

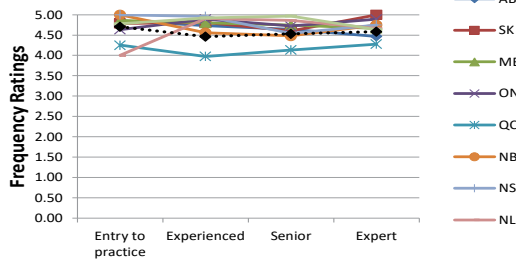


Skills Ratings	Entry to practice	Experienced	Senior	Expert
AB	4.40	4.52	4.68	4.73
SK	3.92	4.40	4.73	5.00
MB	4.54	4.12	4.60	4.33
ON	4.36	4.56	4.53	4.84
QC	4.10	4.20	4.48	4.65
NB	4.33	4.00	4.18	4.88
NS	5.00	4.36	4.85	4.50
NL	#N/A	4.67	4.23	5.25
BC	3.63	4.78	4.77	5.09
<b>National</b>	<b>4.33</b>	<b>4.37</b>	<b>4.55</b>	<b>4.79</b>

Number of respondents	Entry to practice	Experienced	Senior	Expert
AB	169	189	77	26
SK	13	40	15	5
MB	13	51	20	3
ON	74	149	91	32
QC	60	397	130	40
NB	9	18	22	8
NS	7	25	13	4
NL	0	30	13	4
BC	8	37	30	11
<b>National</b>	<b>359</b>	<b>939</b>	<b>413</b>	<b>134</b>

## B2 - Communicate Effectively

B2.2 - Communicate effectively through documentation

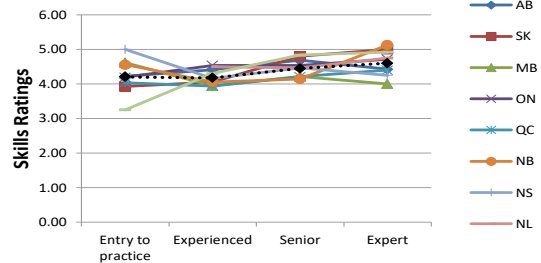


Frequency Ratings	Entry to practice	Experienced	Senior	Expert
AB	4.85	4.73	4.64	4.46
SK	4.79	4.80	4.60	5.00
MB	4.86	4.80	4.75	4.67
ON	4.63	4.89	4.72	4.89
QC	4.25	3.97	4.14	4.28
NB	5.00	4.56	4.48	4.75
NS	5.00	4.96	4.54	4.75
NL	4.00	4.91	4.86	4.67
BC	4.78	4.92	4.97	4.64
<b>National</b>	<b>4.71</b>	<b>4.46</b>	<b>4.53</b>	<b>4.58</b>

Number of respondents	Entry to practice	Experienced	Senior	Expert
AB	180	204	80	28
SK	14	41	15	5
MB	14	54	20	3
ON	84	168	100	36
QC	64	422	133	43
NB	9	25	23	8
NS	8	26	13	4
NL	2	32	14	3
BC	9	38	33	11
<b>National</b>	<b>391</b>	<b>1013</b>	<b>434</b>	<b>142</b>

B2.2 - Communicate effectively through documentation



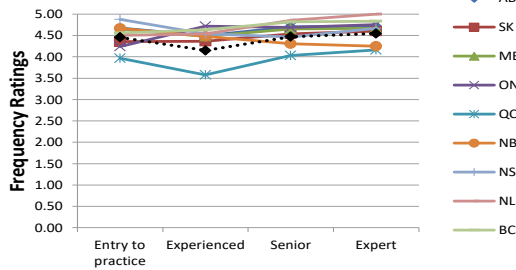
Skills Ratings	Entry to practice	Experienced	Senior	Expert
AB	4.22	4.41	4.69	4.42
SK	3.92	4.05	4.80	5.00
MB	4.62	3.94	4.21	4.00
ON	4.19	4.54	4.53	4.71
QC	4.03	3.94	4.21	4.39
NB	4.56	4.06	4.14	5.13
NS	5.00	4.16	4.46	4.25
NL	#N/A	4.50	4.46	4.75
BC	3.25	4.30	4.83	4.92
<b>National</b>	<b>4.20</b>	<b>4.18</b>	<b>4.45</b>	<b>4.60</b>

Number of respondents	Entry to practice	Experienced	Senior	Expert
AB	170	190	77	26
SK	13	40	15	5
MB	13	51	19	3
ON	73	149	92	31
QC	61	393	130	38
NB	9	18	21	8
NS	7	25	13	4
NL	0	30	13	4
BC	8	37	30	12
<b>National</b>	<b>360</b>	<b>936</b>	<b>412</b>	<b>132</b>

## B2 - Communicate Effectively

B2.3 - Use information communication technologies

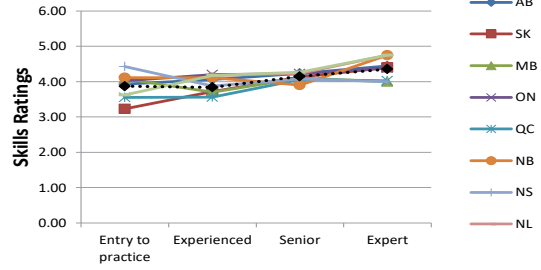


Frequency Ratings	Entry to practice	Experienced	Senior	Expert
AB	4.67	4.49	4.70	4.71
SK	4.36	4.37	4.53	4.60
MB	4.64	4.48	4.65	4.67
ON	4.24	4.72	4.69	4.75
QC	3.97	3.57	4.03	4.16
NB	4.67	4.48	4.30	4.25
NS	4.88	4.54	4.46	4.67
NL	4.50	4.53	4.86	5.00
BC	4.56	4.63	4.82	4.83
<b>National</b>	<b>4.45</b>	<b>4.15</b>	<b>4.47</b>	<b>4.55</b>

Number of respondents	Entry to practice	Experienced	Senior	Expert
AB	180	202	80	28
SK	14	41	15	5
MB	14	54	20	3
ON	83	166	99	36
QC	64	422	133	43
NB	9	25	23	8
NS	8	26	13	3
NL	2	30	14	4
BC	9	38	33	12
<b>National</b>	<b>390</b>	<b>1007</b>	<b>433</b>	<b>143</b>

B2.3 - Use information communication technologies



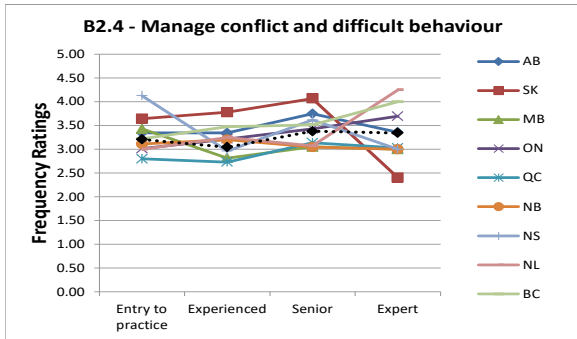
Skills Ratings	Entry to practice	Experienced	Senior	Expert
AB	3.93	4.06	4.23	4.44
SK	3.23	3.72	4.13	4.40
MB	4.08	3.70	4.10	4.00
ON	4.03	4.20	4.22	4.39
QC	3.55	3.56	4.06	4.03
NB	4.11	4.11	3.90	4.75
NS	4.43	3.88	4.08	4.00
NL	#N/A	4.17	4.23	4.75
BC	3.63	4.17	4.27	4.75
<b>National</b>	<b>3.87</b>	<b>3.84</b>	<b>4.15</b>	<b>4.36</b>

Number of respondents	Entry to practice	Experienced	Senior	Expert
AB	170	189	77	25
SK	13	39	15	5
MB	13	50	20	3
ON	71	148	90	31
QC	60	387	125	37
NB	9	18	21	8
NS	7	25	13	3
NL	0	29	13	4
BC	8	35	30	12
<b>National</b>	<b>357</b>	<b>923</b>	<b>406</b>	<b>129</b>

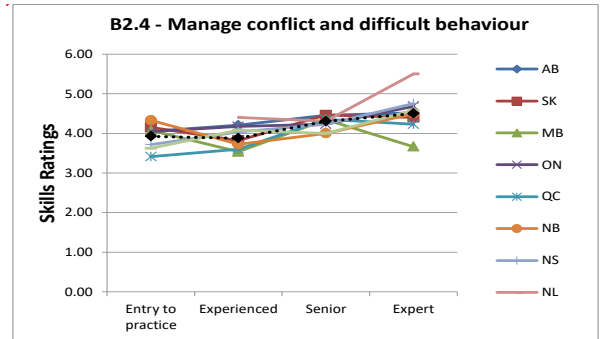


## B2 - Communicate Effectively



Frequency Ratings	Entry to practice	Experienced	Senior	Expert
AB	3.34	3.34	3.75	3.36
SK	3.64	3.78	4.07	2.40
MB	3.43	2.81	3.05	3.00
ON	3.01	3.22	3.43	3.69
QC	2.80	2.73	3.14	3.02
NB	3.11	3.20	3.04	3.00
NS	4.13	2.96	3.62	3.00
NL	3.00	3.25	3.07	4.25
BC	3.22	3.47	3.52	4.00
<b>National</b>	<b>3.20</b>	<b>3.04</b>	<b>3.38</b>	<b>3.34</b>

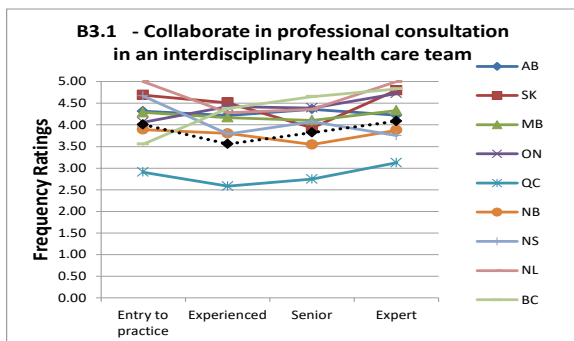
Number of respondents	Entry to practice	Experienced	Senior	Expert
AB	180	204	79	28
SK	14	41	15	5
MB	14	54	20	3
ON	84	166	100	36
QC	64	423	132	43
NB	9	25	23	8
NS	8	26	13	4
NL	2	32	14	4
BC	9	38	33	12
<b>National</b>	<b>391</b>	<b>1012</b>	<b>432</b>	<b>144</b>



Skills Ratings	Entry to practice	Experienced	Senior	Expert
AB	4.05	4.21	4.45	4.52
SK	4.15	3.82	4.47	4.40
MB	4.08	3.54	4.35	3.67
ON	4.04	4.18	4.23	4.69
QC	3.41	3.60	4.35	4.23
NB	4.33	3.72	4.00	4.50
NS	3.71	4.04	4.23	4.75
NL	#N/A	4.40	4.31	5.50
BC	3.63	4.08	4.00	4.58
<b>National</b>	<b>3.92</b>	<b>3.88</b>	<b>4.31</b>	<b>4.50</b>

Number of respondents	Entry to practice	Experienced	Senior	Expert
AB	169	190	77	25
SK	13	39	15	5
MB	13	50	20	3
ON	73	146	91	32
QC	61	391	124	39
NB	9	18	21	8
NS	7	25	13	4
NL	0	30	13	4
BC	8	37	30	12
<b>National</b>	<b>359</b>	<b>929</b>	<b>406</b>	<b>133</b>

## B3 - Collaborate in the Interprofessional Health Care Team



Frequency Ratings	Entry to practice	Experienced	Senior	Expert
AB	4.31	4.22	4.36	4.22
SK	4.69	4.51	3.93	4.80
MB	4.29	4.17	4.11	4.33
ON	4.06	4.42	4.39	4.73
QC	2.91	2.58	2.74	3.12
NB	3.89	3.80	3.55	3.88
NS	4.67	3.79	4.08	3.75
NL	5.00	4.28	4.36	5.00
BC	3.56	4.38	4.66	4.83
<b>National</b>	<b>4.01</b>	<b>3.56</b>	<b>3.82</b>	<b>4.09</b>

Number of respondents	Entry to practice	Experienced	Senior	Expert
AB	178	200	80	27
SK	13	41	15	5
MB	14	53	19	3
ON	82	159	95	33
QC	64	414	125	41
NB	9	25	22	8
NS	6	24	13	4
NL	2	32	14	4
BC	9	37	32	12
<b>National</b>	<b>384</b>	<b>988</b>	<b>418</b>	<b>138</b>

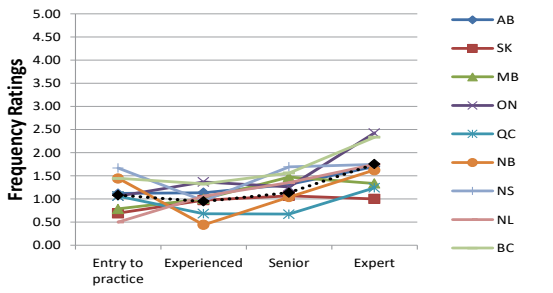


Skills Ratings	Entry to practice	Experienced	Senior	Expert
AB	4.13	4.46	4.65	4.83
SK	4.00	4.30	4.33	4.80
MB	4.54	4.02	4.53	4.00
ON	4.07	4.60	4.67	4.79
QC	3.43	3.86	4.06	4.43
NB	4.44	4.11	4.24	5.13
NS	4.20	3.57	4.69	4.75
NL	#N/A	4.37	4.54	5.25
BC	3.00	4.72	4.76	5.17
<b>National</b>	<b>3.99</b>	<b>4.18</b>	<b>4.45</b>	<b>4.76</b>

Number of respondents	Entry to practice	Experienced	Senior	Expert
AB	170	189	79	23
SK	12	40	15	5
MB	13	49	19	3
ON	68	144	90	29
QC	60	366	116	35
NB	9	19	21	8
NS	5	23	13	4
NL	0	30	13	4
BC	8	36	29	12
<b>National</b>	<b>351</b>	<b>899</b>	<b>397</b>	<b>124</b>

## B3 - Collaborate in the Interprofessional Health Care Team

### B3.2 - Contribute directly to research teams

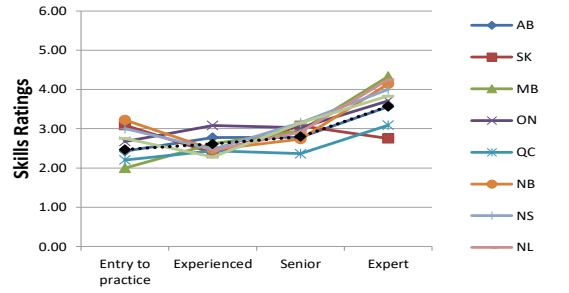


Frequency Ratings	Entry to practice	Experienced	Senior	Expert
AB	1.12	1.14	1.31	1.70
SK	0.69	0.98	1.07	1.00
MB	0.79	1.00	1.47	1.33
ON	1.06	1.37	1.26	2.42
QC	1.06	0.68	0.67	1.24
NB	1.44	0.44	1.04	1.63
NS	1.67	0.96	1.69	1.75
NL	0.50	1.06	1.36	1.75
BC	1.44	1.32	1.56	2.33
<b>National</b>	<b>1.08</b>	<b>0.95</b>	<b>1.14</b>	<b>1.75</b>

Number of respondents	Entry to practice	Experienced	Senior	Expert
AB	178	200	80	27
SK	13	41	15	5
MB	14	53	19	3
ON	81	158	95	33
QC	64	413	125	41
NB	9	25	23	8
NS	6	24	13	4
NL	2	32	14	4
BC	9	37	32	12
<b>National</b>	<b>383</b>	<b>986</b>	<b>419</b>	<b>138</b>

### B3.2 - Contribute directly to research teams



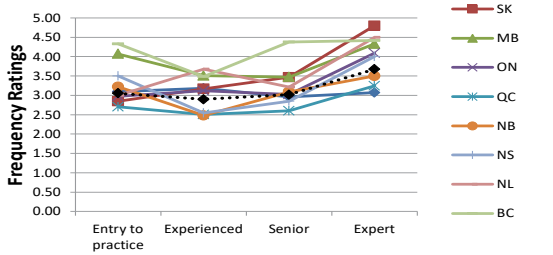
Skills Ratings	Entry to practice	Experienced	Senior	Expert
AB	2.43	2.78	2.79	3.57
SK	3.09	2.38	3.08	2.75
MB	2.00	2.62	2.95	4.33
ON	2.67	3.08	3.02	3.71
QC	2.20	2.44	2.36	3.09
NB	3.22	2.47	2.74	4.14
NS	3.00	2.48	3.15	4.00
NL	#N/A	2.44	2.92	4.25
BC	2.75	2.28	3.15	3.83
<b>National</b>	<b>2.47</b>	<b>2.61</b>	<b>2.80</b>	<b>3.57</b>

Number of respondents	Entry to practice	Experienced	Senior	Expert
AB	162	174	75	23
SK	11	39	13	4
MB	12	47	19	3
ON	64	130	82	28
QC	59	337	99	34
NB	9	17	19	7
NS	5	21	13	3
NL	0	27	12	4
BC	8	36	27	12
<b>National</b>	<b>335</b>	<b>831</b>	<b>361</b>	<b>119</b>

## B3 - Collaborate in the Interprofessional Health Care Team

### B3.3 - Apply therapeutic and diagnostic procedures based on research data, methods and results

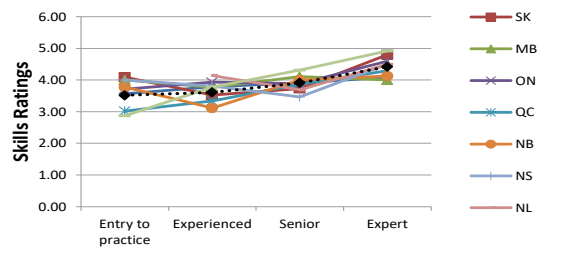


Frequency Ratings	Entry to practice	Experienced	Senior	Expert
AB	3.10	3.18	2.96	3.07
SK	2.85	3.17	3.47	4.80
MB	4.07	3.51	3.47	4.33
ON	2.98	3.12	3.02	4.09
QC	2.70	2.50	2.60	3.24
NB	3.22	2.48	3.09	3.50
NS	3.50	2.54	2.85	4.00
NL	3.00	3.68	3.21	4.50
BC	4.33	3.49	4.38	4.42
<b>National</b>	<b>3.06</b>	<b>2.90</b>	<b>3.02</b>	<b>3.67</b>

Number of respondents	Entry to practice	Experienced	Senior	Expert
AB	176	198	80	27
SK	13	41	15	5
MB	14	53	19	3
ON	81	157	95	33
QC	64	414	125	41
NB	9	25	22	8
NS	6	24	13	4
NL	2	31	14	4
BC	9	37	32	12
<b>National</b>	<b>381</b>	<b>983</b>	<b>418</b>	<b>138</b>

### B3.3 - Apply therapeutic and diagnostic procedures based on research data, methods and results



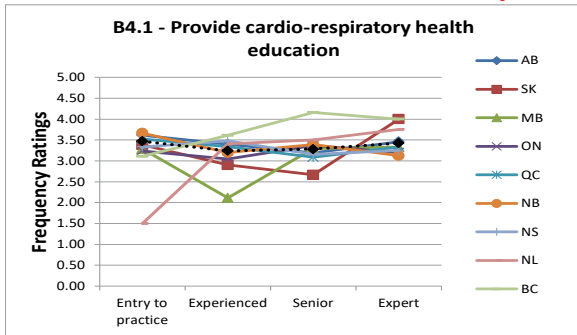
Skills Ratings	Entry to practice	Experienced	Senior	Expert
AB	3.57	3.79	3.91	4.09
SK	4.09	3.53	3.73	4.80
MB	4.00	3.77	4.11	4.00
ON	3.71	3.93	3.89	4.59
QC	3.02	3.34	3.86	4.29
NB	3.78	3.12	4.00	4.13
NS	4.00	3.81	3.46	4.50
NL	#N/A	4.14	3.69	4.50
BC	2.88	3.78	4.31	4.92
<b>National</b>	<b>3.52</b>	<b>3.61</b>	<b>3.91</b>	<b>4.42</b>

Number of respondents	Entry to practice	Experienced	Senior	Expert
AB	161	185	74	22
SK	11	40	15	5
MB	12	48	19	3
ON	65	136	87	27
QC	60	361	111	34
NB	9	17	20	8
NS	5	21	13	4
NL	1	28	13	4
BC	8	36	29	12
<b>National</b>	<b>338</b>	<b>875</b>	<b>383</b>	<b>120</b>

## B4 - Optimize Cardio-Respiratory Health and Wellness of the Community

### B4.1 - Provide cardio-respiratory health education

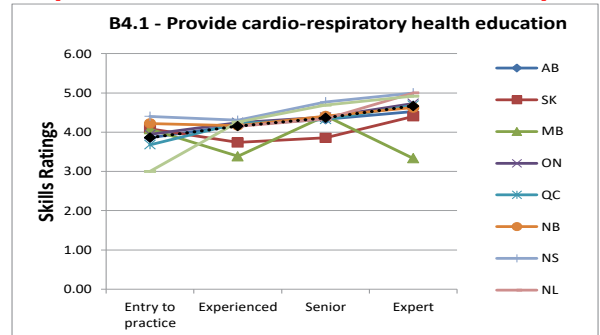


Frequency Ratings	Entry to practice	Experienced	Senior	Expert
AB	3.62	3.40	3.19	3.46
SK	3.38	2.90	2.67	4.00
MB	3.29	2.11	3.29	3.33
ON	3.24	3.05	3.37	3.20
QC	3.52	3.34	3.09	3.33
NB	3.67	3.20	3.39	3.13
NS	3.33	3.48	3.15	3.25
NL	1.50	3.41	3.50	3.75
BC	3.11	3.61	4.16	4.00
<b>National</b>	<b>3.47</b>	<b>3.24</b>	<b>3.28</b>	<b>3.42</b>

Number of respondents	Entry to practice	Experienced	Senior	Expert
AB	177	199	79	26
SK	13	41	15	5
MB	14	53	17	3
ON	80	155	92	30
QC	63	412	125	42
NB	9	25	23	8
NS	6	25	13	4
NL	2	32	14	4
BC	9	36	32	12
<b>National</b>	<b>380</b>	<b>981</b>	<b>413</b>	<b>135</b>

### B4.1 - Provide cardio-respiratory health education



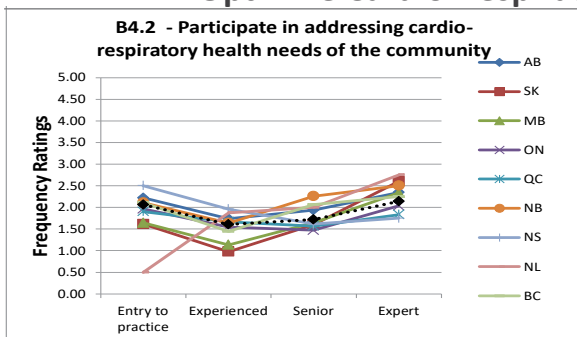
Skills Ratings	Entry to practice	Experienced	Senior	Expert
AB	3.85	4.18	4.33	4.52
SK	4.08	3.74	3.86	4.40
MB	4.08	3.38	4.41	3.33
ON	3.94	4.24	4.38	4.73
QC	3.68	4.23	4.32	4.69
NB	4.22	4.17	4.41	4.63
NS	4.40	4.30	4.77	5.00
NL	#N/A	4.15	4.33	5.00
BC	3.00	4.26	4.69	4.92
<b>National</b>	<b>3.86</b>	<b>4.15</b>	<b>4.37</b>	<b>4.67</b>

Number of respondents	Entry to practice	Experienced	Senior	Expert
AB	165	189	76	23
SK	12	38	14	5
MB	13	47	17	3
ON	67	131	86	26
QC	59	364	115	35
NB	9	18	22	8
NS	5	23	13	3
NL	0	27	12	4
BC	8	35	29	12
<b>National</b>	<b>344</b>	<b>875</b>	<b>386</b>	<b>120</b>

## B4 - Optimize Cardio-Respiratory Health and Wellness of the Community

### B4.2 - Participate in addressing cardio-respiratory health needs of the community

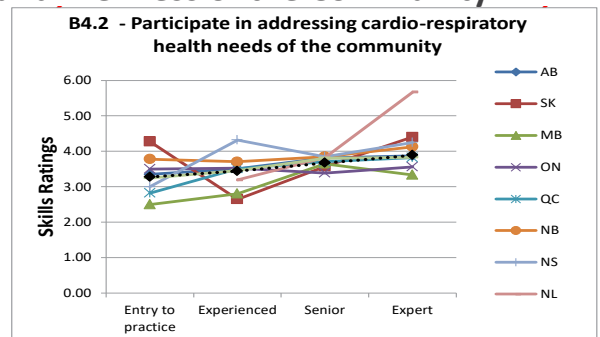


Frequency Ratings	Entry to practice	Experienced	Senior	Expert
AB	2.22	1.74	1.94	2.35
SK	1.62	0.98	1.60	2.60
MB	1.64	1.13	1.65	2.33
ON	1.96	1.55	1.47	2.03
QC	1.90	1.67	1.57	1.83
NB	2.11	1.64	2.26	2.50
NS	2.50	1.96	1.62	1.75
NL	0.50	1.88	2.00	2.75
BC	2.11	1.44	2.06	2.25
<b>National</b>	<b>2.06</b>	<b>1.61</b>	<b>1.72</b>	<b>2.14</b>

Number of respondents	Entry to practice	Experienced	Senior	Expert
AB	177	198	78	26
SK	13	41	15	5
MB	14	53	17	3
ON	80	154	91	29
QC	63	406	125	42
NB	9	25	23	8
NS	6	24	13	4
NL	2	32	14	4
BC	9	36	32	12
<b>National</b>	<b>380</b>	<b>972</b>	<b>411</b>	<b>134</b>

### B4.2 - Participate in addressing cardio-respiratory health needs of the community

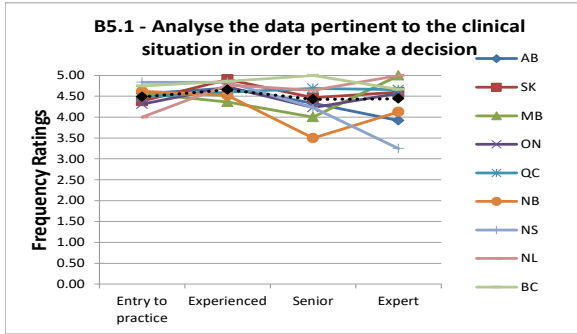


Skills Ratings	Entry to practice	Experienced	Senior	Expert
AB	3.35	3.51	3.81	3.87
SK	4.27	2.65	3.57	4.40
MB	2.50	2.80	3.65	3.33
ON	3.50	3.53	3.38	3.56
QC	2.82	3.51	3.71	3.82
NB	3.78	3.71	3.85	4.13
NS	3.00	4.32	3.85	4.25
NL	#N/A	3.19	3.82	5.67
BC	3.25	3.45	3.81	3.83
<b>National</b>	<b>3.28</b>	<b>3.44</b>	<b>3.67</b>	<b>3.89</b>

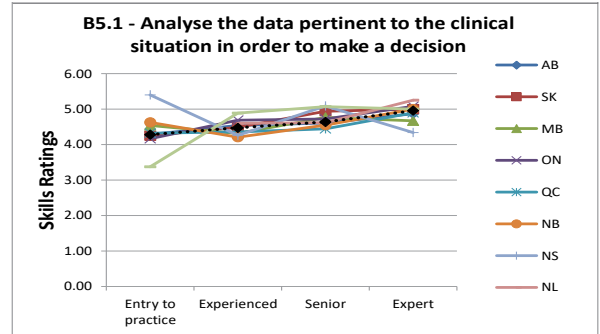
Number of respondents	Entry to practice	Experienced	Senior	Expert
AB	158	181	73	23
SK	11	37	14	5
MB	12	46	17	3
ON	62	116	78	25
QC	56	335	103	34
NB	9	17	20	8
NS	5	19	13	4
NL	0	26	11	3
BC	8	33	26	12
<b>National</b>	<b>326</b>	<b>813</b>	<b>357</b>	<b>118</b>

## B5 - Demonstrate Critical Thinking and Reasoning Skills



Frequency Ratings	Entry to practice	Experienced	Senior	Expert
AB	4.56	4.69	4.33	3.92
SK	4.38	4.90	4.47	4.60
MB	4.57	4.37	4.00	5.00
ON	4.31	4.73	4.23	4.57
QC	4.48	4.60	4.69	4.66
NB	4.63	4.52	3.50	4.13
NS	4.83	4.83	4.23	3.25
NL	4.00	4.77	4.64	5.00
BC	4.75	4.86	5.00	4.67
<b>National</b>	<b>4.49</b>	<b>4.66</b>	<b>4.43</b>	<b>4.44</b>

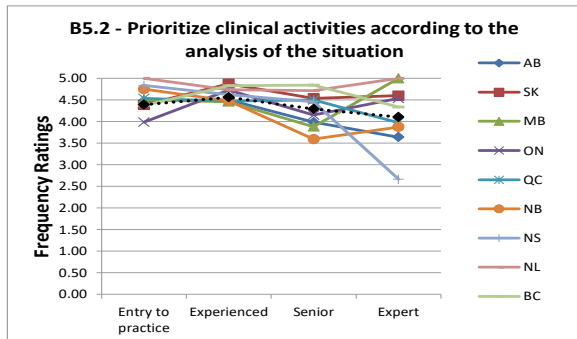
Number of respondents	Entry to practice	Experienced	Senior	Expert
AB	176	196	78	25
SK	13	40	15	5
MB	14	52	17	3
ON	77	150	88	28
QC	60	406	124	41
NB	8	25	22	8
NS	6	24	13	4
NL	2	30	14	4
BC	8	36	32	12
<b>National</b>	<b>371</b>	<b>962</b>	<b>406</b>	<b>131</b>



Skills Ratings	Entry to practice	Experienced	Senior	Expert
AB	4.29	4.54	4.61	4.87
SK	4.25	4.49	4.93	5.00
MB	4.54	4.31	4.76	4.67
ON	4.16	4.68	4.72	5.08
QC	4.32	4.36	4.44	4.89
NB	4.63	4.21	4.55	5.00
NS	5.40	4.26	5.08	4.33
NL	#N/A	4.60	4.62	5.25
BC	3.38	4.89	5.07	5.00
<b>National</b>	<b>4.28</b>	<b>4.47</b>	<b>4.63</b>	<b>4.95</b>

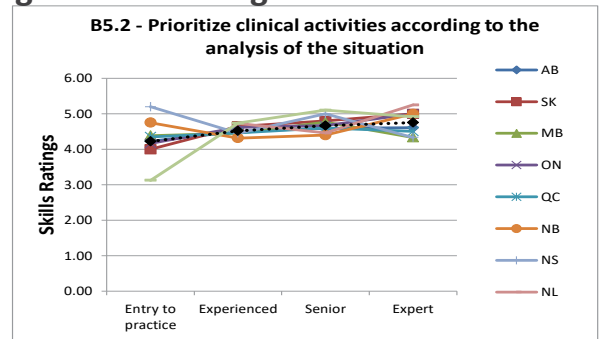
Number of respondents	Entry to practice	Experienced	Senior	Expert
AB	166	187	77	23
SK	12	39	15	5
MB	13	48	17	3
ON	68	138	82	25
QC	59	383	123	38
NB	8	19	20	8
NS	5	23	12	3
NL	1	30	13	4
BC	8	35	29	12
<b>National</b>	<b>346</b>	<b>905</b>	<b>390</b>	<b>122</b>

## B5 - Demonstrate Critical Thinking and Reasoning Skills



Frequency Ratings	Entry to practice	Experienced	Senior	Expert
AB	4.48	4.50	3.99	3.64
SK	4.38	4.88	4.53	4.60
MB	4.50	4.46	3.88	5.00
ON	3.99	4.73	4.15	4.54
QC	4.53	4.47	4.50	3.98
NB	4.75	4.48	3.59	3.88
NS	4.83	4.63	4.46	2.67
NL	5.00	4.73	4.71	5.00
BC	4.38	4.83	4.84	4.33
<b>National</b>	<b>4.39</b>	<b>4.56</b>	<b>4.29</b>	<b>4.11</b>

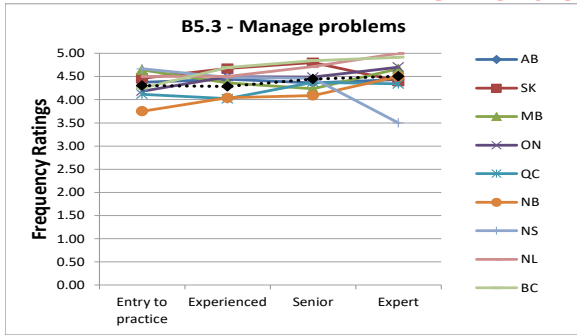
Number of respondents	Entry to practice	Experienced	Senior	Expert
AB	176	196	77	25
SK	13	40	15	5
MB	14	52	17	3
ON	77	149	88	28
QC	60	406	124	41
NB	8	25	22	8
NS	6	24	13	3
NL	2	30	14	4
BC	8	35	32	12
<b>National</b>	<b>371</b>	<b>960</b>	<b>405</b>	<b>130</b>



Skills Ratings	Entry to practice	Experienced	Senior	Expert
AB	4.23	4.50	4.59	4.61
SK	4.00	4.64	4.80	5.00
MB	4.38	4.45	4.76	4.33
ON	4.17	4.62	4.67	5.00
QC	4.35	4.46	4.60	4.50
NB	4.75	4.32	4.40	5.00
NS	5.20	4.45	5.00	4.33
NL	#N/A	4.73	4.46	5.25
BC	3.13	4.74	5.10	4.92
<b>National</b>	<b>4.22</b>	<b>4.52</b>	<b>4.66</b>	<b>4.75</b>

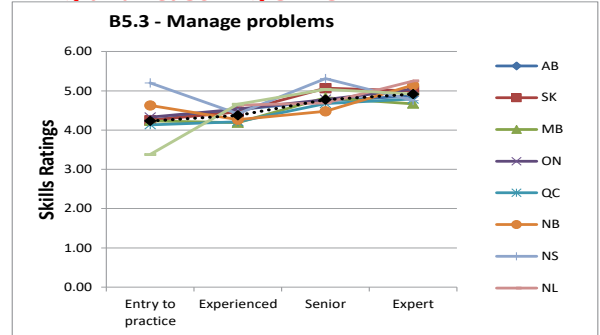
Number of respondents	Entry to practice	Experienced	Senior	Expert
AB	166	186	76	23
SK	12	39	15	5
MB	13	49	17	3
ON	66	137	82	25
QC	57	376	122	36
NB	8	19	20	8
NS	5	22	13	3
NL	1	30	13	4
BC	8	34	29	12
<b>National</b>	<b>342</b>	<b>895</b>	<b>389</b>	<b>120</b>

## B5 - Demonstrate Critical Thinking and Reasoning Skills



Frequency Ratings	Entry to practice	Experienced	Senior	Expert
AB	4.38	4.44	4.36	4.43
SK	4.46	4.68	4.80	4.40
MB	4.64	4.37	4.24	4.67
ON	4.18	4.50	4.49	4.70
QC	4.12	4.02	4.38	4.34
NB	3.75	4.04	4.09	4.50
NS	4.67	4.48	4.46	3.50
NL	4.50	4.50	4.71	5.00
BC	4.25	4.69	4.84	4.92
<b>National</b>	<b>4.31</b>	<b>4.28</b>	<b>4.45</b>	<b>4.51</b>

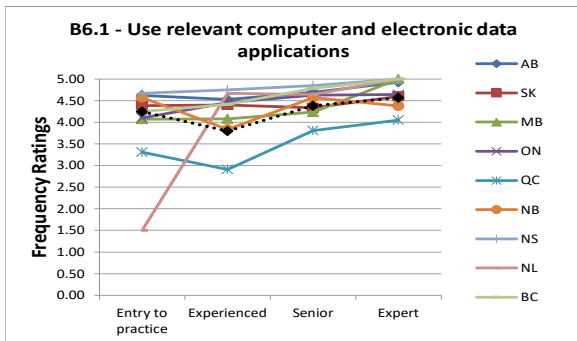
Number of respondents	Entry to practice	Experienced	Senior	Expert
AB	176	196	77	23
SK	13	40	15	5
MB	14	52	17	3
ON	76	149	88	27
QC	60	406	124	41
NB	8	25	22	8
NS	6	25	13	4
NL	2	30	14	4
BC	8	36	32	12
<b>National</b>	<b>370</b>	<b>962</b>	<b>405</b>	<b>128</b>



Skills Ratings	Entry to practice	Experienced	Senior	Expert
AB	4.25	4.52	4.75	4.87
SK	4.25	4.46	5.07	5.00
MB	4.23	4.18	4.82	4.67
ON	4.33	4.53	4.78	5.04
QC	4.14	4.21	4.68	4.79
NB	4.63	4.26	4.48	5.14
NS	5.20	4.42	5.31	4.75
NL	#N/A	4.63	4.69	5.25
BC	3.38	4.66	5.03	4.92
<b>National</b>	<b>4.23</b>	<b>4.37</b>	<b>4.77</b>	<b>4.92</b>

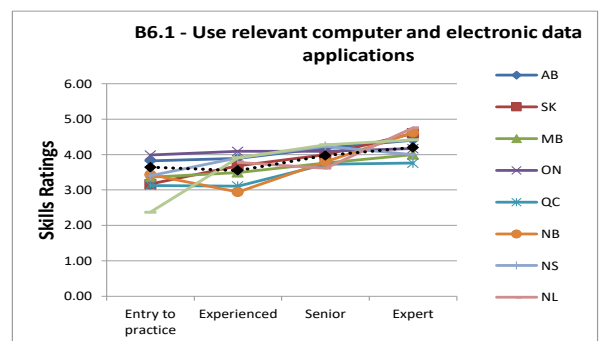
Number of respondents	Entry to practice	Experienced	Senior	Expert
AB	167	184	75	23
SK	12	39	15	5
MB	13	49	17	3
ON	67	136	82	24
QC	59	377	121	38
NB	8	19	21	7
NS	5	24	13	4
NL	1	30	13	4
BC	8	35	29	12
<b>National</b>	<b>346</b>	<b>896</b>	<b>388</b>	<b>121</b>

## B6 - Perform Administrative Duties



Frequency Ratings	Entry to practice	Experienced	Senior	Expert
AB	4.62	4.53	4.69	4.92
SK	4.38	4.40	4.33	4.60
MB	4.07	4.08	4.24	5.00
ON	4.10	4.46	4.63	4.64
QC	3.31	2.91	3.80	4.05
NB	4.57	3.83	4.57	4.38
NS	4.67	4.75	4.85	5.00
NL	1.50	4.67	4.64	5.00
BC	4.25	4.41	4.78	5.00
<b>National</b>	<b>4.24</b>	<b>3.79</b>	<b>4.38</b>	<b>4.56</b>

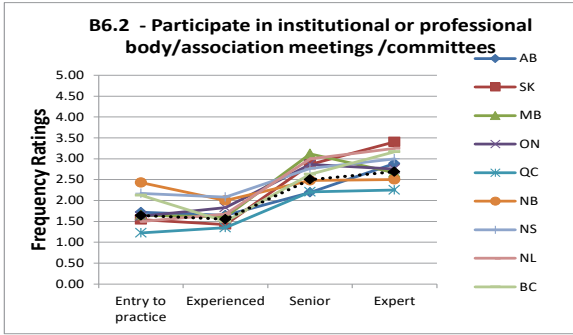
Number of respondents	Entry to practice	Experienced	Senior	Expert
AB	176	194	78	26
SK	13	40	15	5
MB	14	50	17	3
ON	72	140	86	28
QC	58	393	123	40
NB	7	24	21	8
NS	6	24	13	4
NL	2	30	14	4
BC	8	34	32	12
<b>National</b>	<b>363</b>	<b>932</b>	<b>402</b>	<b>131</b>



Skills Ratings	Entry to practice	Experienced	Senior	Expert
AB	3.82	3.90	4.18	4.41
SK	3.17	3.68	4.00	4.60
MB	3.36	3.49	3.76	4.00
ON	3.98	4.09	4.09	4.17
QC	3.13	3.11	3.73	3.76
NB	3.43	2.95	3.80	4.63
NS	3.40	3.91	4.23	4.00
NL	#N/A	3.78	3.62	4.75
BC	2.38	3.91	4.28	4.42
<b>National</b>	<b>3.64</b>	<b>3.55</b>	<b>3.97</b>	<b>4.20</b>

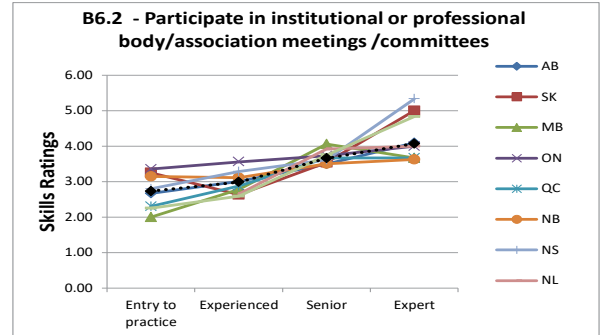
Number of respondents	Entry to practice	Experienced	Senior	Expert
AB	165	182	76	22
SK	12	38	15	5
MB	11	47	17	3
ON	61	124	80	24
QC	55	335	113	33
NB	7	19	20	8
NS	5	22	13	4
NL	0	27	13	4
BC	8	34	29	12
<b>National</b>	<b>330</b>	<b>831</b>	<b>378</b>	<b>116</b>

## B6 - Perform Administrative Duties



Frequency Ratings	Entry to practice	Experienced	Senior	Expert
AB	1.72	1.64	2.19	2.88
SK	1.54	1.43	2.87	3.40
MB	1.64	1.61	3.12	2.67
ON	1.63	1.83	2.86	2.75
QC	1.22	1.35	2.20	2.25
NB	2.43	2.00	2.48	2.50
NS	2.17	2.08	2.77	3.00
NL	1.50	1.68	3.00	3.25
BC	2.13	1.50	2.63	3.17
<b>National</b>	<b>1.64</b>	<b>1.55</b>	<b>2.50</b>	<b>2.69</b>

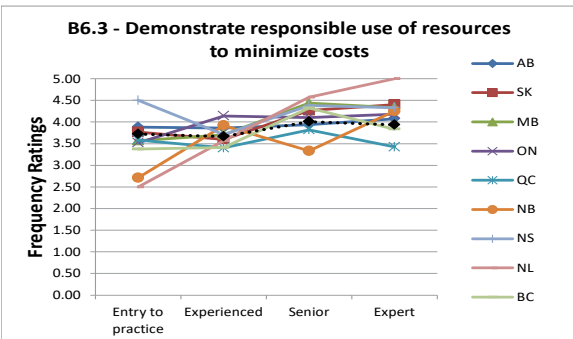
Number of respondents	Entry to practice	Experienced	Senior	Expert
AB	176	193	78	26
SK	13	40	15	5
MB	14	51	17	3
ON	72	140	86	28
QC	58	393	123	40
NB	7	25	21	8
NS	6	24	13	4
NL	2	31	14	4
BC	8	34	32	12
<b>National</b>	<b>363</b>	<b>934</b>	<b>402</b>	<b>131</b>



Skills Ratings	Entry to practice	Experienced	Senior	Expert
AB	2.67	3.01	3.49	4.09
SK	3.25	2.63	3.53	5.00
MB	2.00	2.78	4.06	3.67
ON	3.35	3.56	3.73	4.00
QC	2.30	2.88	3.66	3.67
NB	3.14	3.11	3.50	3.63
NS	2.80	3.29	3.62	5.33
NL	#N/A	2.65	3.92	4.00
BC	2.25	2.59	3.75	4.83
<b>National</b>	<b>2.73</b>	<b>2.99</b>	<b>3.66</b>	<b>4.07</b>

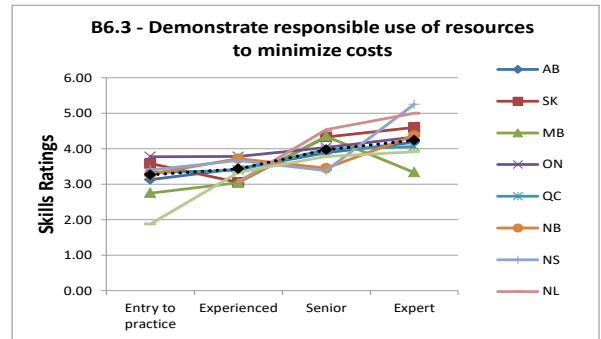
Number of respondents	Entry to practice	Experienced	Senior	Expert
AB	158	174	71	22
SK	12	38	15	5
MB	11	46	16	3
ON	54	120	78	24
QC	53	323	113	33
NB	7	18	20	8
NS	5	21	13	3
NL	0	26	13	3
BC	8	34	28	12
<b>National</b>	<b>313</b>	<b>803</b>	<b>369</b>	<b>114</b>

## B6 - Perform Administrative Duties



Frequency Ratings	Entry to practice	Experienced	Senior	Expert
AB	3.89	3.86	3.94	4.08
SK	3.77	3.60	4.27	4.40
MB	3.57	3.71	4.44	4.33
ON	3.52	4.14	4.11	4.18
QC	3.59	3.40	3.82	3.43
NB	2.71	3.92	3.33	4.25
NS	4.50	3.71	4.38	4.33
NL	2.50	3.57	4.57	5.00
BC	3.38	3.41	4.32	3.83
<b>National</b>	<b>3.72</b>	<b>3.67</b>	<b>4.01</b>	<b>3.94</b>

Number of respondents	Entry to practice	Experienced	Senior	Expert
AB	175	194	78	26
SK	13	40	15	5
MB	14	51	16	3
ON	73	141	85	28
QC	58	393	123	40
NB	7	25	21	8
NS	6	24	13	3
NL	2	30	14	3
BC	8	34	31	12
<b>National</b>	<b>363</b>	<b>935</b>	<b>399</b>	<b>129</b>

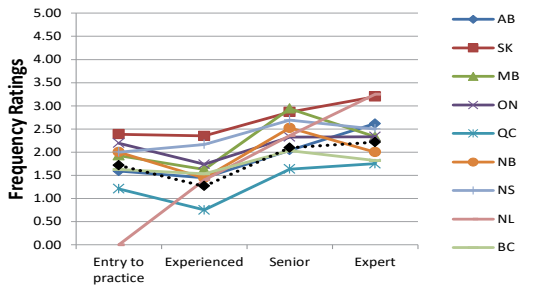


Skills Ratings	Entry to practice	Experienced	Senior	Expert
AB	3.13	3.44	3.89	4.18
SK	3.58	3.05	4.33	4.60
MB	2.75	3.04	4.35	3.33
ON	3.78	3.78	4.04	4.33
QC	3.33	3.40	3.98	4.06
NB	3.29	3.72	3.45	4.38
NS	3.40	3.67	3.38	5.25
NL	#N/A	3.07	4.54	5.00
BC	1.88	3.33	3.79	3.92
<b>National</b>	<b>3.27</b>	<b>3.43</b>	<b>3.97</b>	<b>4.24</b>

Number of respondents	Entry to practice	Experienced	Senior	Expert
AB	162	180	72	22
SK	12	38	15	5
MB	12	47	17	3
ON	58	124	78	24
QC	54	346	114	32
NB	7	18	20	8
NS	5	21	13	4
NL	0	27	13	4
BC	8	33	28	12
<b>National</b>	<b>324</b>	<b>837</b>	<b>372</b>	<b>115</b>

## B6 - Perform Administrative Duties

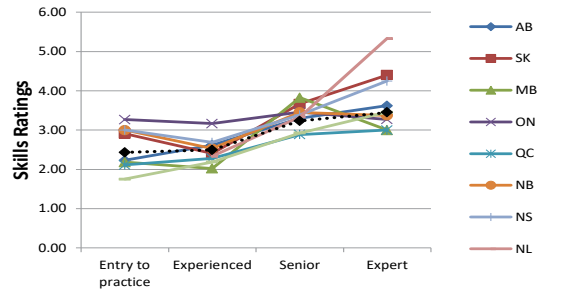
B6.4 - Complete administrative reports



Frequency Ratings	Entry to practice	Experienced	Senior	Expert
AB	1.59	1.45	2.04	2.62
SK	2.38	2.35	2.87	3.20
MB	1.93	1.63	2.94	2.33
ON	2.19	1.74	2.33	2.33
QC	1.21	0.75	1.63	1.75
NB	2.00	1.44	2.52	2.00
NS	2.00	2.17	2.69	2.50
NL	0.00	1.40	2.36	3.25
BC	1.63	1.53	2.03	1.82
<b>National</b>	<b>1.71</b>	<b>1.27</b>	<b>2.10</b>	<b>2.22</b>

Number of respondents	Entry to practice	Experienced	Senior	Expert
AB	176	192	77	26
SK	13	40	15	5
MB	14	51	17	3
ON	72	141	86	27
QC	58	392	123	40
NB	7	25	21	8
NS	6	24	13	4
NL	2	30	14	4
BC	8	34	31	11
<b>National</b>	<b>363</b>	<b>932</b>	<b>400</b>	<b>129</b>

B6.4 - Complete administrative reports

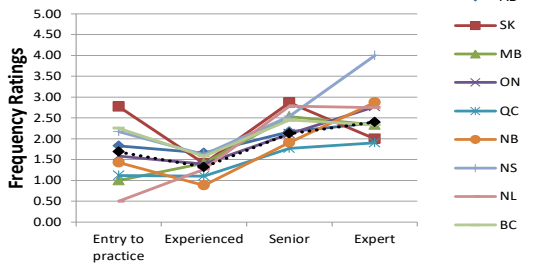


Skills Ratings	Entry to practice	Experienced	Senior	Expert
AB	2.23	2.62	3.30	3.62
SK	2.91	2.41	3.67	4.40
MB	2.18	2.02	3.82	3.00
ON	3.27	3.17	3.46	3.27
QC	2.11	2.28	2.89	3.00
NB	3.00	2.53	3.45	3.38
NS	3.00	2.68	3.38	4.25
NL	#N/A	2.33	3.33	5.33
BC	1.75	2.19	2.93	3.45
<b>National</b>	<b>2.43</b>	<b>2.49</b>	<b>3.23</b>	<b>3.45</b>

Number of respondents	Entry to practice	Experienced	Senior	Expert
AB	156	168	67	21
SK	11	37	15	5
MB	11	45	17	3
ON	56	109	72	22
QC	53	304	106	31
NB	7	17	20	8
NS	5	19	13	4
NL	0	24	12	3
BC	8	32	27	11
<b>National</b>	<b>312</b>	<b>758</b>	<b>350</b>	<b>109</b>

## B6 - Perform Administrative Duties

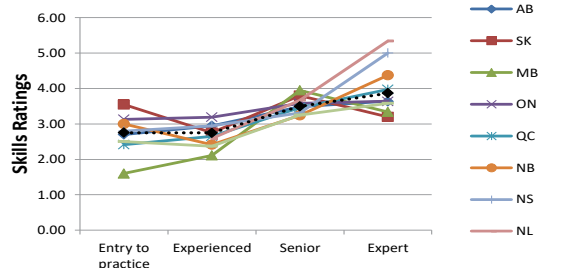
B6.5 - Perform assessments other than those related to patients



Frequency Ratings	Entry to practice	Experienced	Senior	Expert
AB	1.83	1.66	2.17	2.38
SK	2.77	1.41	2.87	2.00
MB	1.00	1.41	2.53	2.33
ON	1.58	1.39	2.12	2.77
QC	1.12	1.10	1.77	1.90
NB	1.43	0.88	1.91	2.88
NS	2.17	1.63	2.54	4.00
NL	0.50	1.27	2.79	2.75
BC	2.25	1.58	2.45	2.33
<b>National</b>	<b>1.69</b>	<b>1.32</b>	<b>2.12</b>	<b>2.40</b>

Number of respondents	Entry to practice	Experienced	Senior	Expert
AB	173	194	77	26
SK	13	39	15	5
MB	14	51	17	3
ON	72	140	85	26
QC	58	394	123	40
NB	7	25	22	8
NS	6	24	13	4
NL	2	30	14	4
BC	8	33	31	12
<b>National</b>	<b>360</b>	<b>933</b>	<b>400</b>	<b>129</b>

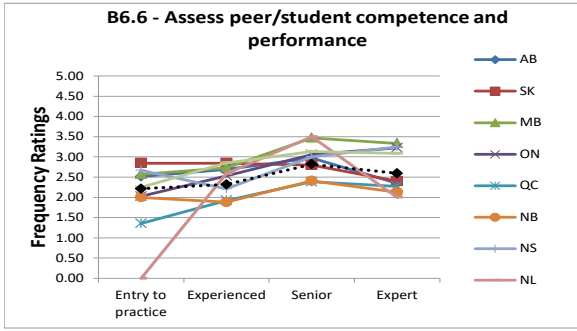
B6.5 - Perform assessments other than those related to patients



Skills Ratings	Entry to practice	Experienced	Senior	Expert
AB	2.70	2.95	3.48	3.64
SK	3.55	2.75	3.80	3.20
MB	1.60	2.11	3.94	3.33
ON	3.13	3.19	3.58	3.64
QC	2.42	2.65	3.46	3.97
NB	3.00	2.41	3.24	4.38
NS	2.80	2.94	3.31	5.00
NL	#N/A	2.58	3.67	5.33
BC	2.50	2.37	3.25	3.58
<b>National</b>	<b>2.75</b>	<b>2.75</b>	<b>3.49</b>	<b>3.87</b>

Number of respondents	Entry to practice	Experienced	Senior	Expert
AB	152	166	66	22
SK	11	36	15	5
MB	10	45	17	3
ON	56	106	72	22
QC	53	319	109	32
NB	7	17	21	8
NS	5	17	13	4
NL	0	24	12	3
BC	8	30	28	12
<b>National</b>	<b>307</b>	<b>763</b>	<b>355</b>	<b>112</b>

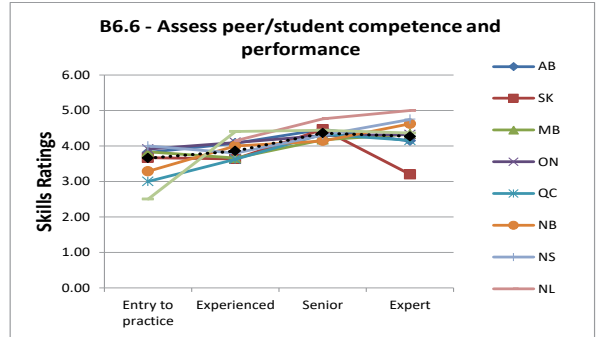
## B6 - Perform Administrative Duties



Frequency Ratings	Entry to practice	Experienced	Senior	Expert
AB	2.52	2.69	2.97	2.35
SK	2.85	2.85	2.80	2.40
MB	2.57	2.73	3.47	3.33
ON	2.03	2.53	3.06	3.22
QC	1.36	1.92	2.38	2.28
NB	2.00	1.88	2.41	2.13
NS	2.67	2.21	3.00	3.25
NL	0.00	2.58	3.50	2.00
BC	2.25	2.85	3.13	3.08
<b>National</b>	<b>2.21</b>	<b>2.32</b>	<b>2.82</b>	<b>2.59</b>

Number of respondents	Entry to practice	Experienced	Senior	Expert
AB	176	193	77	26
SK	13	39	15	5
MB	14	51	17	3
ON	73	140	86	27
QC	56	395	123	40
NB	7	25	22	8
NS	6	24	13	4
NL	2	31	14	4
BC	8	34	31	12
<b>National</b>	<b>362</b>	<b>935</b>	<b>401</b>	<b>130</b>

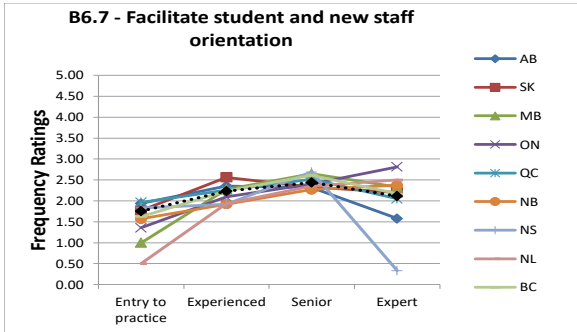


Skills Ratings	Entry to practice	Experienced	Senior	Expert
AB	3.81	4.07	4.47	4.14
SK	3.67	3.63	4.47	3.20
MB	3.83	3.66	4.18	4.33
ON	3.91	4.10	4.29	4.32
QC	3.00	3.63	4.33	4.16
NB	3.29	4.00	4.14	4.63
NS	4.00	3.80	4.31	4.75
NL	#N/A	4.15	4.77	5.00
BC	2.50	4.41	4.44	4.36
<b>National</b>	<b>3.66</b>	<b>3.86</b>	<b>4.36</b>	<b>4.27</b>

Number of respondents	Entry to practice	Experienced	Senior	Expert
AB	162	177	73	21
SK	12	38	15	5
MB	12	47	17	3
ON	58	121	78	22
QC	53	342	114	32
NB	7	18	21	8
NS	5	20	13	4
NL	0	27	13	4
BC	8	32	27	11
<b>National</b>	<b>323</b>	<b>825</b>	<b>373</b>	<b>111</b>

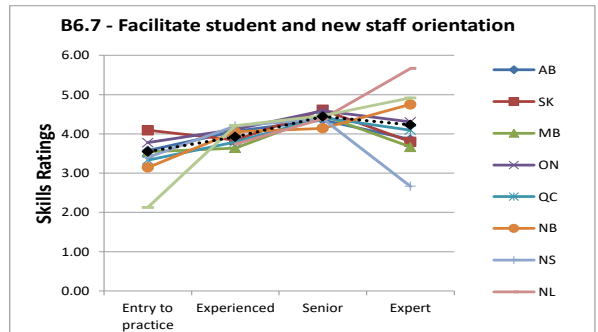
## B6 - Perform Administrative Duties



Frequency Ratings	Entry to practice	Experienced	Senior	Expert
AB	1.94	2.36	2.32	1.58
SK	1.77	2.56	2.33	2.20
MB	1.00	2.27	2.65	2.33
ON	1.36	2.09	2.41	2.81
QC	1.97	2.26	2.52	2.05
NB	1.57	1.92	2.27	2.38
NS	1.83	1.92	2.69	0.33
NL	0.50	1.94	2.36	2.50
BC	1.63	2.24	2.61	2.17
<b>National</b>	<b>1.75</b>	<b>2.24</b>	<b>2.44</b>	<b>2.12</b>

Number of respondents	Entry to practice	Experienced	Senior	Expert
AB	176	194	78	26
SK	13	39	15	5
MB	14	51	17	3
ON	73	140	86	27
QC	58	394	122	39
NB	7	25	22	8
NS	6	24	13	3
NL	2	31	14	4
BC	8	34	31	12
<b>National</b>	<b>364</b>	<b>935</b>	<b>401</b>	<b>128</b>



Skills Ratings	Entry to practice	Experienced	Senior	Expert
AB	3.57	4.07	4.36	3.86
SK	4.09	3.84	4.62	3.80
MB	3.55	3.64	4.47	3.67
ON	3.78	4.11	4.59	4.30
QC	3.33	3.79	4.42	4.10
NB	3.14	4.05	4.14	4.75
NS	3.40	4.20	4.38	2.67
NL	#N/A	3.74	4.38	5.67
BC	2.13	4.21	4.46	4.92
<b>National</b>	<b>3.54</b>	<b>3.92</b>	<b>4.44</b>	<b>4.23</b>

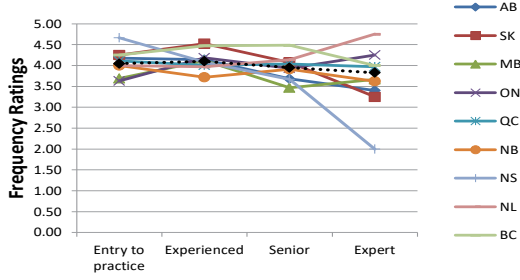
  

Number of respondents	Entry to practice	Experienced	Senior	Expert
AB	161	179	73	21
SK	11	38	13	5
MB	11	47	17	3
ON	54	122	78	23
QC	54	349	115	31
NB	7	19	21	8
NS	5	20	13	3
NL	0	27	13	3
BC	8	33	28	12
<b>National</b>	<b>316</b>	<b>837</b>	<b>373</b>	<b>110</b>



## B7 - Implement Preventative Measures to Ensure Health and Safety

**B7.1 - Analyze the risk posed by a clinical situation**

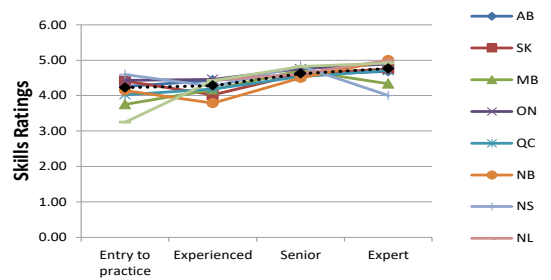


Frequency Ratings	Entry to practice	Experienced	Senior	Expert
AB	4.18	4.14	3.68	3.40
SK	4.25	4.53	4.07	3.25
MB	3.69	4.12	3.47	3.67
ON	3.63	4.18	3.93	4.25
QC	4.11	4.01	4.03	3.97
NB	4.00	3.72	3.91	3.63
NS	4.67	4.08	3.67	2.00
NL	4.00	3.97	4.14	4.75
BC	4.25	4.47	4.48	4.00
<b>National</b>	<b>4.05</b>	<b>4.10</b>	<b>3.95</b>	<b>3.83</b>

Number of respondents	Entry to practice	Experienced	Senior	Expert
AB	172	187	73	25
SK	12	40	14	4
MB	13	50	17	3
ON	68	125	75	20
QC	54	383	116	37
NB	7	25	22	8
NS	6	24	12	3
NL	2	30	14	4
BC	8	34	31	12
<b>National</b>	<b>349</b>	<b>901</b>	<b>377</b>	<b>117</b>

**B7.1 - Analyze the risk posed by a clinical situation**



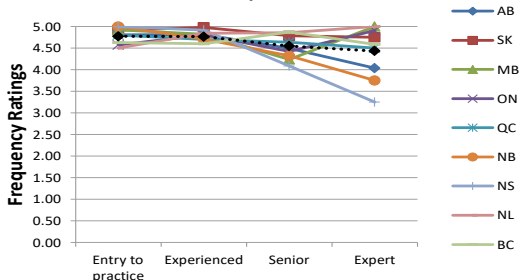
Skills Ratings	Entry to practice	Experienced	Senior	Expert
AB	4.26	4.43	4.58	4.68
SK	4.42	4.03	4.62	4.75
MB	3.75	4.17	4.71	4.33
ON	4.43	4.46	4.76	4.89
QC	4.02	4.19	4.54	4.71
NB	4.14	3.79	4.50	5.00
NS	4.60	4.26	4.83	4.00
NL	#N/A	4.43	4.62	5.00
BC	3.25	4.42	4.82	4.92
<b>National</b>	<b>4.22</b>	<b>4.28</b>	<b>4.62</b>	<b>4.77</b>

Number of respondents	Entry to practice	Experienced	Senior	Expert
AB	161	176	72	22
SK	12	39	13	4
MB	12	47	17	3
ON	58	112	70	19
QC	51	351	110	34
NB	7	19	20	8
NS	5	23	12	4
NL	0	30	13	4
BC	8	33	28	12
<b>National</b>	<b>320</b>	<b>833</b>	<b>357</b>	<b>111</b>

## B7 - Implement Preventative Measures to Ensure Health and Safety

**B7.2 - Apply infection prevention and control precautions**

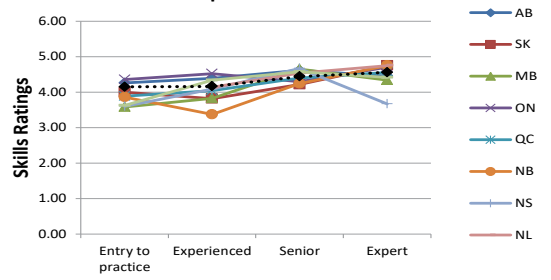


Frequency Ratings	Entry to practice	Experienced	Senior	Expert
AB	4.80	4.81	4.49	4.04
SK	4.92	4.98	4.79	4.75
MB	4.92	4.82	4.24	5.00
ON	4.57	4.81	4.42	4.91
QC	4.80	4.70	4.63	4.50
NB	5.00	4.71	4.32	3.75
NS	5.00	4.92	4.08	3.25
NL	4.50	4.84	4.86	5.00
BC	4.63	4.60	4.87	4.58
<b>National</b>	<b>4.77</b>	<b>4.77</b>	<b>4.55</b>	<b>4.43</b>

Number of respondents	Entry to practice	Experienced	Senior	Expert
AB	173	186	73	26
SK	12	40	14	4
MB	13	50	17	3
ON	68	125	76	22
QC	55	382	117	38
NB	7	24	22	8
NS	6	24	12	4
NL	2	31	14	4
BC	8	35	31	12
<b>National</b>	<b>350</b>	<b>900</b>	<b>379</b>	<b>122</b>

**B7.2 - Apply infection prevention and control precautions**

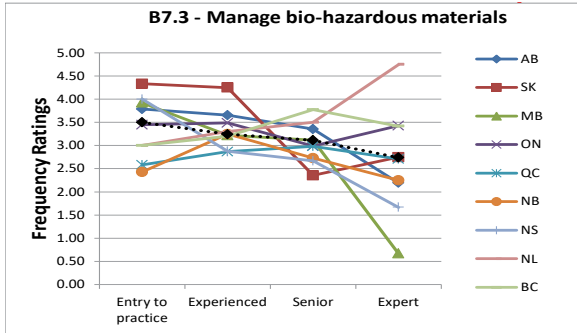


Skills Ratings	Entry to practice	Experienced	Senior	Expert
AB	4.26	4.39	4.61	4.45
SK	4.00	3.82	4.21	4.75
MB	3.58	3.83	4.65	4.33
ON	4.36	4.52	4.30	4.70
QC	3.88	4.04	4.40	4.56
NB	3.86	3.37	4.24	4.75
NS	3.60	4.09	4.67	3.67
NL	#N/A	4.13	4.54	4.75
BC	3.63	4.33	4.57	4.42
<b>National</b>	<b>4.15</b>	<b>4.16</b>	<b>4.44</b>	<b>4.56</b>

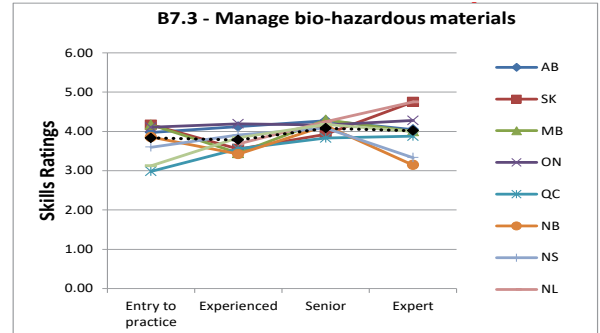
Number of respondents	Entry to practice	Experienced	Senior	Expert
AB	160	176	70	22
SK	12	38	14	4
MB	12	46	17	3
ON	56	113	71	20
QC	52	356	113	34
NB	7	19	21	8
NS	5	23	12	3
NL	1	30	13	4
BC	8	33	28	12
<b>National</b>	<b>319</b>	<b>837</b>	<b>361</b>	<b>111</b>

## B7 - Implement Preventative Measures to Ensure Health and Safety



Frequency Ratings	Entry to practice	Experienced	Senior	Expert
AB	3.79	3.65	3.36	2.19
SK	4.33	4.25	2.36	2.75
MB	3.92	3.22	3.12	0.67
ON	3.45	3.49	2.99	3.43
QC	2.58	2.87	2.98	2.71
NB	2.43	3.25	2.73	2.25
NS	4.00	2.88	2.67	1.67
NL	3.00	3.30	3.50	4.75
BC	3.00	3.20	3.77	3.42
<b>National</b>	<b>3.50</b>	<b>3.24</b>	<b>3.11</b>	<b>2.74</b>

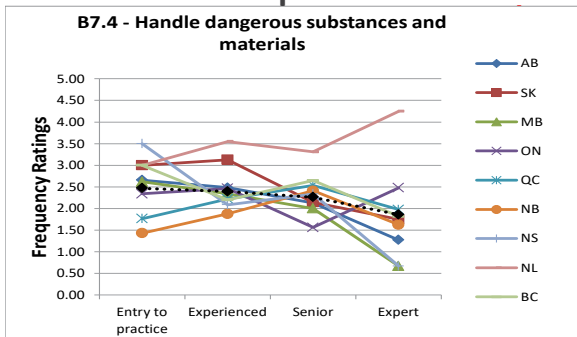
Number of respondents	Entry to practice	Experienced	Senior	Expert
AB	173	187	73	26
SK	12	40	14	4
MB	13	50	17	3
ON	67	125	75	21
QC	55	380	117	38
NB	7	24	22	8
NS	6	24	12	3
NL	2	30	14	4
BC	8	35	31	12
<b>National</b>	<b>350</b>	<b>898</b>	<b>378</b>	<b>120</b>



Skills Ratings	Entry to practice	Experienced	Senior	Expert
AB	3.97	4.12	4.28	4.05
SK	4.17	3.55	3.93	4.75
MB	4.17	3.45	4.29	4.00
ON	4.11	4.19	4.16	4.28
QC	2.98	3.56	3.83	3.88
NB	3.86	3.42	4.15	3.14
NS	3.60	3.91	4.08	3.33
NL	#N/A	3.68	4.25	4.75
BC	3.13	3.84	4.18	4.00
<b>National</b>	<b>3.83</b>	<b>3.78</b>	<b>4.08</b>	<b>4.02</b>

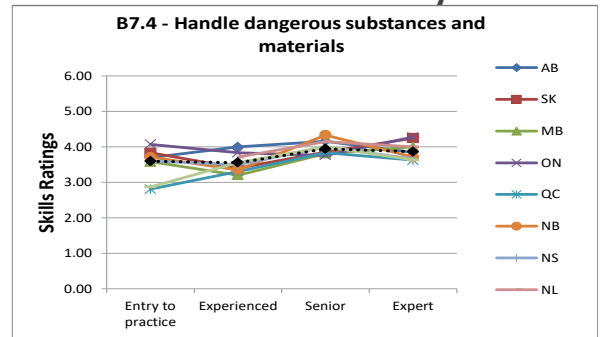
Number of respondents	Entry to practice	Experienced	Senior	Expert
AB	158	176	69	21
SK	12	38	14	4
MB	12	47	17	3
ON	56	109	67	18
QC	52	333	106	33
NB	7	19	20	7
NS	5	22	12	3
NL	1	25	12	4
BC	8	31	28	12
<b>National</b>	<b>317</b>	<b>803</b>	<b>347</b>	<b>106</b>

## B7 - Implement Preventative Measures to Ensure Health and Safety



Frequency Ratings	Entry to practice	Experienced	Senior	Expert
AB	2.66	2.48	2.13	1.27
SK	3.00	3.13	2.14	1.75
MB	2.62	2.34	2.00	0.67
ON	2.34	2.46	1.56	2.48
QC	1.76	2.22	2.53	1.97
NB	1.43	1.88	2.41	1.63
NS	3.50	2.08	2.33	0.67
NL	3.00	3.55	3.31	4.25
BC	3.00	2.20	2.65	1.82
<b>National</b>	<b>2.47</b>	<b>2.40</b>	<b>2.26</b>	<b>1.86</b>

Number of respondents	Entry to practice	Experienced	Senior	Expert
AB	172	185	72	26
SK	12	40	14	4
MB	13	50	17	3
ON	68	125	75	21
QC	55	383	116	38
NB	7	24	22	8
NS	6	24	12	3
NL	2	31	13	4
BC	8	35	31	11
<b>National</b>	<b>350</b>	<b>900</b>	<b>375</b>	<b>119</b>

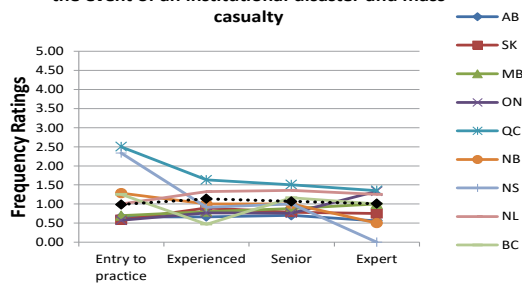


Skills Ratings	Entry to practice	Experienced	Senior	Expert
AB	3.70	4.00	4.16	3.85
SK	3.83	3.41	3.86	4.25
MB	3.58	3.20	3.81	4.00
ON	4.07	3.83	3.76	4.28
QC	2.81	3.30	3.84	3.63
NB	3.71	3.35	4.33	3.71
NS	3.60	3.50	4.00	3.67
NL	#N/A	3.71	4.15	4.00
BC	2.88	3.56	4.00	3.64
<b>National</b>	<b>3.60</b>	<b>3.56</b>	<b>3.95</b>	<b>3.86</b>

Number of respondents	Entry to practice	Experienced	Senior	Expert
AB	155	169	62	20
SK	12	37	14	4
MB	12	44	16	3
ON	54	103	63	18
QC	52	329	99	32
NB	7	17	21	7
NS	5	22	12	3
NL	1	28	13	4
BC	8	32	28	11
<b>National</b>	<b>311</b>	<b>784</b>	<b>330</b>	<b>103</b>

## B7 - Implement Preventative Measures to Ensure Health and Safety

**B7.7 - Exercise the role of a respiratory therapist in the event of an institutional disaster and mass casualty**

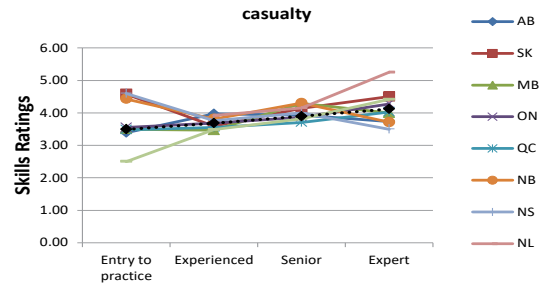


Frequency Ratings	Entry to practice	Experienced	Senior	Expert
<b>AB</b>	0.66	0.66	0.70	0.56
<b>SK</b>	0.58	0.90	0.79	0.75
<b>MB</b>	0.69	0.80	0.88	1.00
<b>ON</b>	0.57	0.77	0.76	1.33
<b>QC</b>	2.50	1.63	1.50	1.35
<b>NB</b>	1.29	1.00	1.00	0.50
<b>NS</b>	2.33	0.92	1.00	0.00
<b>NL</b>	1.00	1.32	1.36	1.25
<b>BC</b>	1.25	0.47	1.16	1.00
<b>National</b>	<b>0.99</b>	<b>1.14</b>	<b>1.07</b>	<b>1.01</b>

Number of respondents	Entry to practice	Experienced	Senior	Expert
<b>AB</b>	172	185	73	25
<b>SK</b>	12	40	14	4
<b>MB</b>	13	50	17	3
<b>ON</b>	68	125	74	21
<b>QC</b>	54	381	115	37
<b>NB</b>	7	24	22	8
<b>NS</b>	6	24	12	3
<b>NL</b>	2	31	14	4
<b>BC</b>	8	34	31	12
<b>National</b>	<b>349</b>	<b>897</b>	<b>375</b>	<b>118</b>

**B7.7 - Exercise the role of a respiratory therapist in the event of an institutional disaster and mass casualty**



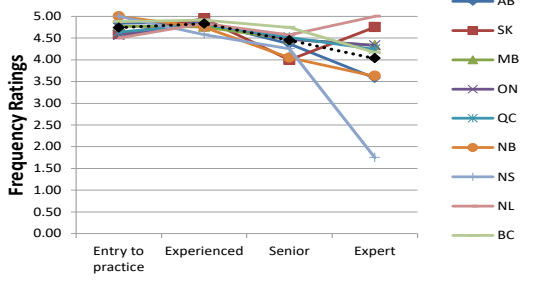
Skills Ratings	Entry to practice	Experienced	Senior	Expert
<b>AB</b>	3.39	3.97	3.94	3.74
<b>SK</b>	4.58	3.59	4.14	4.50
<b>MB</b>	3.50	3.47	4.29	4.00
<b>ON</b>	3.55	3.69	3.87	4.28
<b>QC</b>	3.48	3.56	3.71	4.03
<b>NB</b>	4.43	3.81	4.30	3.71
<b>NS</b>	4.60	3.76	4.00	3.50
<b>NL</b>	#N/A	3.92	4.15	5.25
<b>BC</b>	2.50	3.48	3.82	4.42
<b>National</b>	<b>3.49</b>	<b>3.68</b>	<b>3.90</b>	<b>4.12</b>

Number of respondents	Entry to practice	Experienced	Senior	Expert
<b>AB</b>	147	162	63	19
<b>SK</b>	12	37	14	4
<b>MB</b>	10	43	17	3
<b>ON</b>	51	102	62	18
<b>QC</b>	50	332	103	33
<b>NB</b>	7	16	20	7
<b>NS</b>	5	21	12	2
<b>NL</b>	0	26	13	4
<b>BC</b>	8	33	28	12
<b>National</b>	<b>295</b>	<b>775</b>	<b>334</b>	<b>103</b>

## B7 - Implement Preventative Measures to Ensure Health and Safety

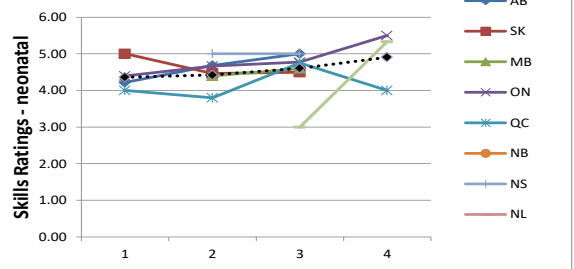
**B7.8 - Use respiratory care equipment and supplies safely**



Frequency Ratings	Entry to practice	Experienced	Senior	Expert
AB	4.84	4.87	4.37	3.58
SK	4.58	4.95	4.00	4.75
MB	4.77	4.76	4.47	4.33
ON	4.56	4.85	4.47	4.33
QC	4.64	4.82	4.51	4.24
NB	5.00	4.75	4.05	3.63
NS	5.00	4.58	4.25	1.75
NL	4.50	4.84	4.57	5.00
BC	4.88	4.91	4.74	4.17
<b>National</b>	<b>4.74</b>	<b>4.83</b>	<b>4.45</b>	<b>4.03</b>

Number of respondents	Entry to practice	Experienced	Senior	Expert
AB	172	186	73	26
SK	12	40	13	4
MB	13	50	17	3
ON	68	125	74	21
QC	55	382	117	38
NB	7	24	22	8
NS	6	24	12	4
NL	2	31	14	4
BC	8	34	31	12
<b>National</b>	<b>350</b>	<b>899</b>	<b>376</b>	<b>121</b>

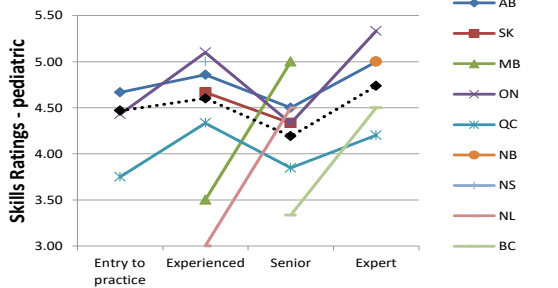
**B7.8 - Use respiratory care equipment and supplies safely**



Skills Ratings - neonatal	Entry to practice	Experienced	Senior	Expert
AB	4.22	4.68	5.00	#N/A
SK	5.00	4.46	4.50	#N/A
MB	#N/A	4.40	4.60	#N/A
ON	4.40	4.67	4.78	5.50
QC	4.00	3.80	4.75	4.00
NB	#N/A	#N/A	#N/A	#N/A
NS	#N/A	5.00	5.00	#N/A
NL	#N/A	#N/A	#N/A	#N/A
BC	#N/A	#N/A	3.00	5.33
<b>National</b>	<b>4.36</b>	<b>4.42</b>	<b>4.61</b>	<b>4.91</b>

Number of respondents	Entry to practice	Experienced	Senior	Expert
AB	23	22	10	1
SK	2	13	2	0
MB	0	5	5	0
ON	5	12	9	4
QC	6	10	4	3
NB	1	0	1	0
NS	0	2	2	0
NL	0	1	1	0
BC	0	1	3	3
<b>National</b>	<b>39</b>	<b>66</b>	<b>38</b>	<b>11</b>

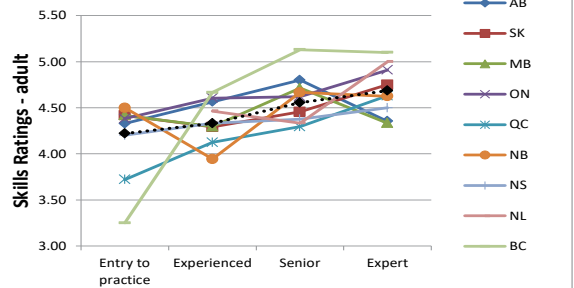
**B7.8 - Use respiratory care equipment and supplies safely**



Skills Ratings - pediatric	Entry to practice	Experienced	Senior	Expert
AB	4.67	4.86	4.50	5.00
SK	#N/A	4.67	4.33	#N/A
MB	#N/A	3.50	5.00	#N/A
ON	4.43	5.10	4.33	5.33
QC	3.75	4.33	3.85	4.20
NB	#N/A	#N/A	#N/A	5.00
NS	#N/A	5.00	#N/A	#N/A
NL	#N/A	3.00	4.50	#N/A
BC	#N/A	#N/A	3.33	4.50
<b>National</b>	<b>4.47</b>	<b>4.60</b>	<b>4.19</b>	<b>4.74</b>

Number of respondents	Entry to practice	Experienced	Senior	Expert
AB	12	21	12	6
SK	0	3	3	0
MB	0	2	2	0
ON	7	10	6	3
QC	8	24	13	5
NB	1	1	0	2
NS	0	2	0	0
NL	0	2	2	1
BC	0	0	3	2
<b>National</b>	<b>30</b>	<b>65</b>	<b>42</b>	<b>19</b>

**B7.8 - Use respiratory care equipment and supplies safely**

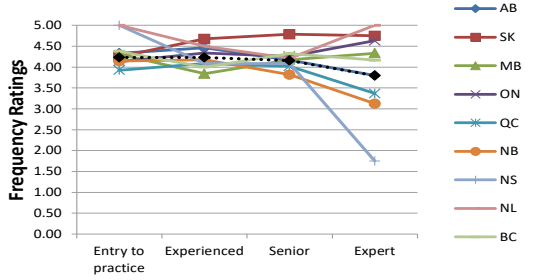


Skills Ratings - adult	Entry to practice	Experienced	Senior	Expert
AB	4.33	4.56	4.80	4.35
SK	4.42	4.29	4.45	4.75
MB	4.42	4.30	4.71	4.33
ON	4.38	4.60	4.62	4.91
QC	3.72	4.13	4.29	4.63
NB	4.50	3.94	4.67	4.63
NS	4.20	4.33	4.38	4.50
NL	#N/A	4.46	4.33	5.00
BC	3.25	4.67	5.13	5.10
<b>National</b>	<b>4.22</b>	<b>4.33</b>	<b>4.55</b>	<b>4.69</b>

Number of respondents	Entry to practice	Experienced	Senior	Expert
AB	140	149	55	17
SK	12	31	11	4
MB	12	44	14	3
ON	47	101	58	11
QC	43	328	95	27
NB	6	18	18	8
NS	5	21	8	2
NL	0	28	12	3
BC	8	33	23	10
<b>National</b>	<b>276</b>	<b>756</b>	<b>296</b>	<b>86</b>

## B7 - Implement Preventative Measures to Ensure Health and Safety

**B7.9 - Apply the principles of the Occupational Safety, Health and Wellness (OSH&W) program**

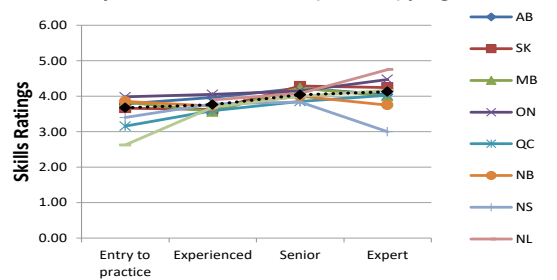


Frequency Ratings	Entry to practice	Experienced	Senior	Expert
AB	4.33	4.46	4.16	3.80
SK	4.25	4.68	4.79	4.75
MB	4.31	3.84	4.18	4.33
ON	4.13	4.34	4.26	4.63
QC	3.93	4.09	4.02	3.37
NB	4.14	4.17	3.82	3.13
NS	5.00	4.08	4.08	1.75
NL	5.00	4.50	4.21	5.00
BC	4.38	4.00	4.32	4.17
<b>National</b>	<b>4.23</b>	<b>4.23</b>	<b>4.16</b>	<b>3.80</b>

Number of respondents	Entry to practice	Experienced	Senior	Expert
AB	171	185	73	25
SK	12	40	14	4
MB	13	50	17	3
ON	67	125	74	19
QC	54	378	116	38
NB	7	23	22	8
NS	6	24	12	4
NL	2	30	14	4
BC	8	34	31	12
<b>National</b>	<b>346</b>	<b>892</b>	<b>376</b>	<b>118</b>

**B7.9 - Apply the principles of the Occupational Safety, Health and Wellness (OSH&W) program**



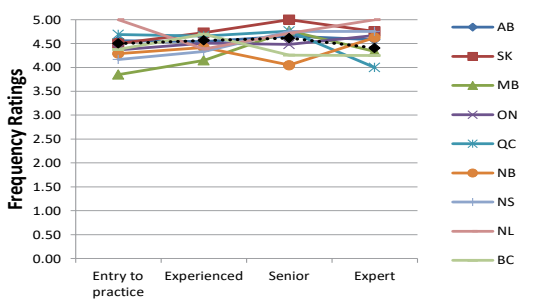
Skills Ratings	Entry to practice	Experienced	Senior	Expert
AB	3.79	3.97	4.23	4.05
SK	3.67	3.63	4.29	4.25
MB	3.83	3.57	4.24	4.00
ON	3.98	4.05	4.15	4.47
QC	3.16	3.60	3.85	4.03
NB	3.86	3.72	4.00	3.75
NS	3.40	3.78	3.83	3.00
NL	#N/A	3.90	4.08	4.75
BC	2.63	3.69	4.00	4.17
<b>National</b>	<b>3.68</b>	<b>3.76</b>	<b>4.04</b>	<b>4.13</b>

Number of respondents	Entry to practice	Experienced	Senior	Expert
AB	156	173	69	21
SK	12	38	14	4
MB	12	46	17	3
ON	57	114	66	19
QC	51	346	107	32
NB	7	18	21	8
NS	5	23	12	3
NL	0	29	13	4
BC	8	32	28	12
<b>National</b>	<b>313</b>	<b>822</b>	<b>349</b>	<b>107</b>

## B7 - Implement Preventative Measures to Ensure Health and Safety

**B7.10 - Manage stress**

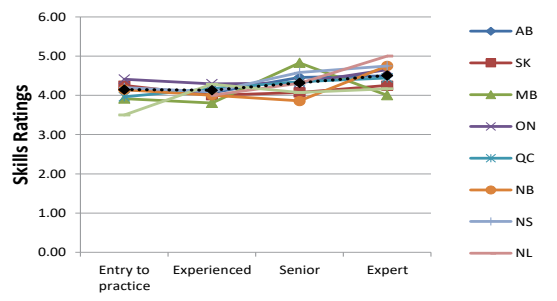


Frequency Ratings	Entry to practice	Experienced	Senior	Expert
AB	4.56	4.54	4.66	4.58
SK	4.50	4.73	5.00	4.75
MB	3.85	4.14	4.76	4.33
ON	4.37	4.50	4.48	4.67
QC	4.69	4.65	4.76	4.00
NB	4.29	4.42	4.05	4.63
NS	4.17	4.33	4.75	4.75
NL	5.00	4.39	4.71	5.00
BC	4.38	4.70	4.26	4.25
<b>National</b>	<b>4.50</b>	<b>4.56</b>	<b>4.61</b>	<b>4.40</b>

Number of respondents	Entry to practice	Experienced	Senior	Expert
AB	171	186	73	26
SK	12	40	14	4
MB	13	49	17	3
ON	68	125	75	21
QC	55	382	117	38
NB	7	24	22	8
NS	6	24	12	4
NL	2	31	14	4
BC	8	33	31	12
<b>National</b>	<b>349</b>	<b>897</b>	<b>378</b>	<b>121</b>

**B7.10 - Manage stress**

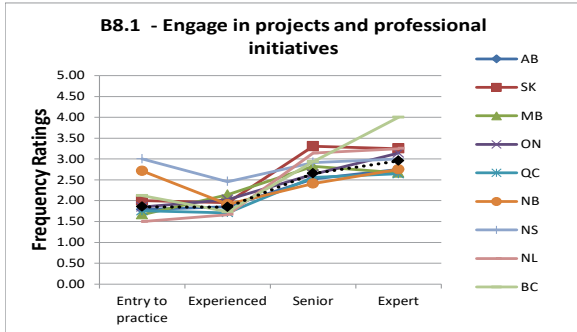


Skills Ratings	Entry to practice	Experienced	Senior	Expert
AB	4.15	4.06	4.46	4.50
SK	4.25	4.00	4.07	4.25
MB	3.92	3.80	4.82	4.00
ON	4.41	4.29	4.31	4.65
QC	3.96	4.18	4.35	4.44
NB	4.14	4.00	3.86	4.75
NS	4.20	4.09	4.58	4.75
NL	#N/A	4.00	4.31	5.00
BC	3.50	4.28	4.07	4.17
<b>National</b>	<b>4.14</b>	<b>4.13</b>	<b>4.32</b>	<b>4.51</b>

Number of respondents	Entry to practice	Experienced	Senior	Expert
AB	157	173	70	22
SK	12	38	14	4
MB	12	46	17	3
ON	58	114	67	20
QC	52	357	115	34
NB	7	18	21	8
NS	5	23	12	4
NL	1	29	13	4
BC	8	32	28	12
<b>National</b>	<b>318</b>	<b>833</b>	<b>359</b>	<b>112</b>

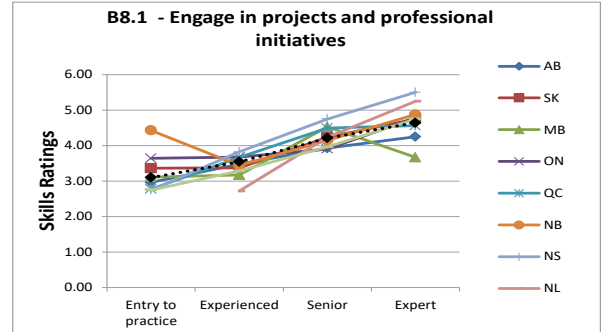
## B8 - Demonstrate Accountability Appropriate to Role in the Health Care Team



Frequency Ratings	Entry to practice	Experienced	Senior	Expert
AB	1.79	1.86	2.52	2.75
SK	2.00	1.95	3.31	3.25
MB	1.67	2.14	2.82	2.67
ON	1.85	2.02	2.63	3.14
QC	1.76	1.71	2.56	2.65
NB	2.71	1.92	2.41	2.75
NS	3.00	2.46	2.92	3.00
NL	1.50	1.67	3.14	3.25
BC	2.13	1.74	2.94	4.00
<b>National</b>	<b>1.85</b>	<b>1.85</b>	<b>2.65</b>	<b>2.96</b>

Number of respondents	Entry to practice	Experienced	Senior	Expert
AB	171	184	73	24
SK	12	40	13	4
MB	12	49	17	3
ON	66	122	73	21
QC	54	381	118	34
NB	7	24	22	8
NS	5	24	12	4
NL	2	27	14	4
BC	8	34	31	12
<b>National</b>	<b>344</b>	<b>888</b>	<b>376</b>	<b>115</b>

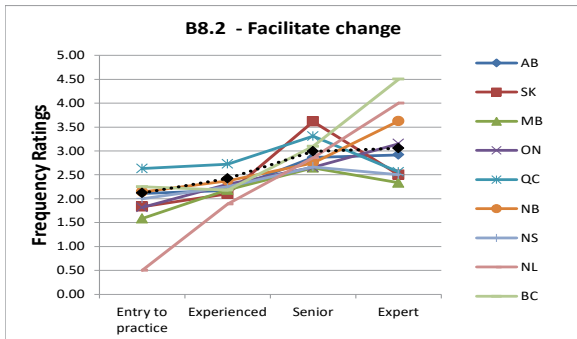


Skills Ratings	Entry to practice	Experienced	Senior	Expert
AB	2.96	3.48	3.93	4.25
SK	3.36	3.37	4.23	4.75
MB	3.11	3.17	4.53	3.67
ON	3.64	3.68	3.91	4.79
QC	2.78	3.67	4.49	4.56
NB	4.43	3.44	4.15	4.88
NS	2.75	3.83	4.75	5.50
NL	#N/A	2.72	4.23	5.25
BC	2.75	3.28	3.96	4.75
<b>National</b>	<b>3.10</b>	<b>3.54</b>	<b>4.21</b>	<b>4.64</b>

Number of respondents	Entry to practice	Experienced	Senior	Expert
AB	157	168	69	20
SK	11	38	13	4
MB	9	46	17	3
ON	53	106	64	19
QC	49	336	112	32
NB	7	18	20	8
NS	4	23	12	4
NL	0	25	13	4
BC	8	32	28	12
<b>National</b>	<b>304</b>	<b>795</b>	<b>350</b>	<b>107</b>

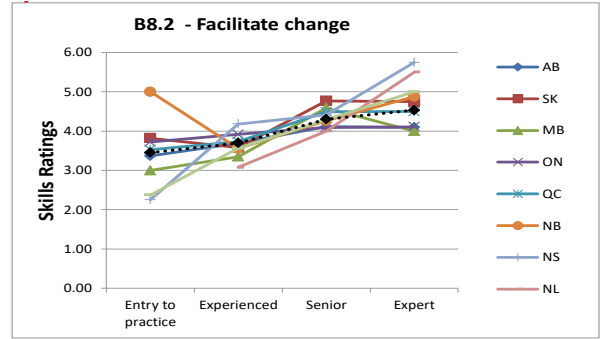
## B8 - Demonstrate Accountability Appropriate to Role in the Health Care Team



Frequency Ratings	Entry to practice	Experienced	Senior	Expert
AB	2.11	2.17	2.86	2.92
SK	1.83	2.10	3.62	2.50
MB	1.58	2.18	2.65	2.33
ON	1.82	2.30	2.66	3.15
QC	2.63	2.72	3.31	2.56
NB	2.14	2.38	2.75	3.63
NS	2.00	2.25	2.67	2.50
NL	0.50	1.89	2.86	4.00
BC	2.25	2.18	3.10	4.50
<b>National</b>	<b>2.12</b>	<b>2.42</b>	<b>2.99</b>	<b>3.05</b>

Number of respondents	Entry to practice	Experienced	Senior	Expert
AB	171	184	73	24
SK	12	40	13	4
MB	12	49	17	3
ON	66	122	73	20
QC	54	381	117	34
NB	7	24	20	8
NS	5	24	12	4
NL	2	27	14	4
BC	8	34	31	12
<b>National</b>	<b>344</b>	<b>888</b>	<b>373</b>	<b>114</b>

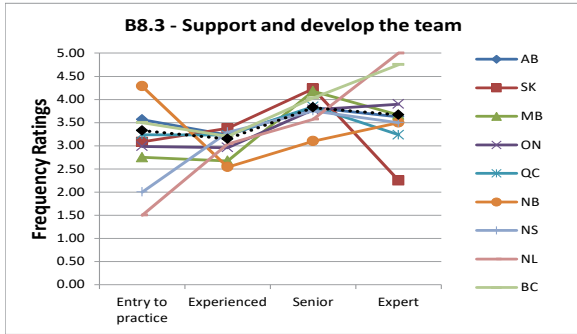


Skills Ratings	Entry to practice	Experienced	Senior	Expert
AB	3.37	3.69	4.12	4.10
SK	3.82	3.58	4.77	4.75
MB	3.00	3.35	4.59	4.00
ON	3.72	3.92	4.10	4.11
QC	3.53	3.73	4.49	4.50
NB	5.00	3.56	4.26	4.88
NS	2.25	4.18	4.42	5.75
NL	#N/A	3.08	4.00	5.50
BC	2.38	3.56	4.29	5.00
<b>National</b>	<b>3.45</b>	<b>3.70</b>	<b>4.30</b>	<b>4.53</b>

Number of respondents	Entry to practice	Experienced	Senior	Expert
AB	158	166	69	21
SK	11	38	13	4
MB	9	46	17	3
ON	54	107	63	18
QC	51	342	112	32
NB	7	18	19	8
NS	4	22	12	4
NL	0	26	13	4
BC	8	32	28	12
<b>National</b>	<b>308</b>	<b>800</b>	<b>348</b>	<b>107</b>

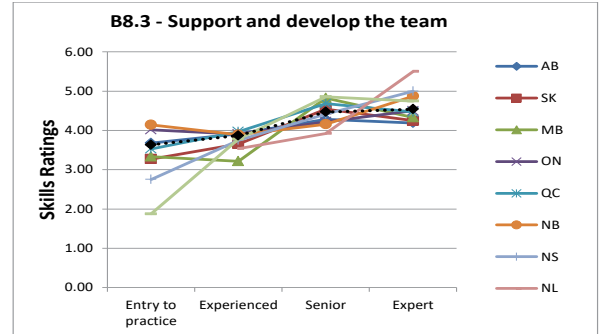
## B8 - Demonstrate Accountability Appropriate to Role in the Health Care Team



Frequency Ratings	Entry to practice	Experienced	Senior	Expert
AB	3.57	3.23	3.82	3.63
SK	3.08	3.38	4.23	2.25
MB	2.75	2.67	4.18	3.67
ON	2.98	2.96	3.78	3.90
QC	3.24	3.23	3.85	3.24
NB	4.29	2.54	3.10	3.50
NS	2.00	3.29	3.75	3.50
NL	1.50	3.04	3.57	5.00
BC	3.50	3.21	4.03	4.75
<b>National</b>	<b>3.33</b>	<b>3.15</b>	<b>3.82</b>	<b>3.67</b>

Number of respondents	Entry to practice	Experienced	Senior	Expert
AB	171	184	73	24
SK	12	40	13	4
MB	12	49	17	3
ON	66	122	73	20
QC	54	381	118	34
NB	7	24	20	8
NS	5	24	12	4
NL	2	27	14	4
BC	8	34	31	12
<b>National</b>	<b>344</b>	<b>888</b>	<b>374</b>	<b>114</b>



Skills Ratings	Entry to practice	Experienced	Senior	Expert
AB	3.68	3.92	4.28	4.19
SK	3.27	3.66	4.54	4.25
MB	3.33	3.22	4.82	4.33
ON	4.02	3.91	4.22	4.50
QC	3.53	3.97	4.68	4.47
NB	4.14	3.89	4.16	4.88
NS	2.75	3.75	4.42	5.00
NL	#N/A	3.54	3.92	5.50
BC	1.88	3.78	4.86	4.75
<b>National</b>	<b>3.63</b>	<b>3.87</b>	<b>4.47</b>	<b>4.54</b>

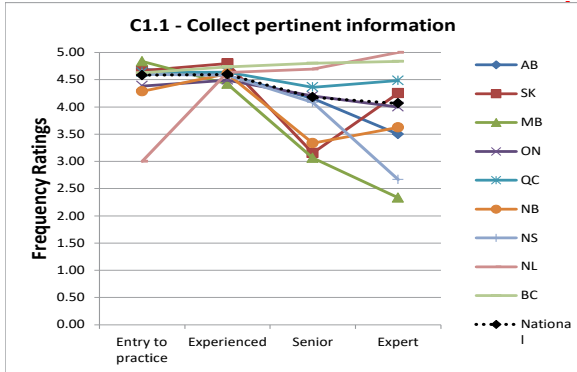
Number of respondents	Entry to practice	Experienced	Senior	Expert
AB	157	170	71	21
SK	11	38	13	4
MB	9	46	17	3
ON	55	107	64	18
QC	51	344	114	32
NB	7	18	19	8
NS	4	24	12	4
NL	0	26	13	4
BC	8	32	28	12
<b>National</b>	<b>308</b>	<b>808</b>	<b>353</b>	<b>107</b>

# NATIONAL VS. PROVINCIAL COMAPRISONS

## PART 2: Clinical Competencies

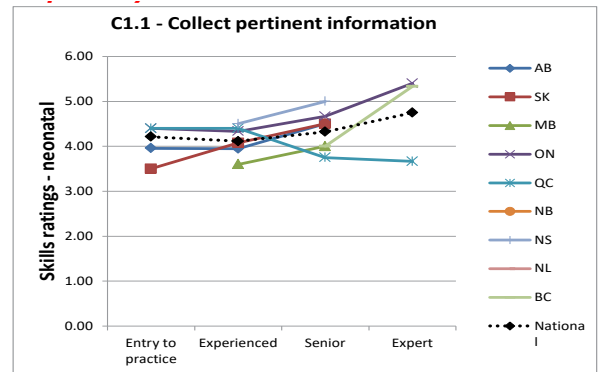


# C1 - Assess Patient's Cardio Respiratory Status



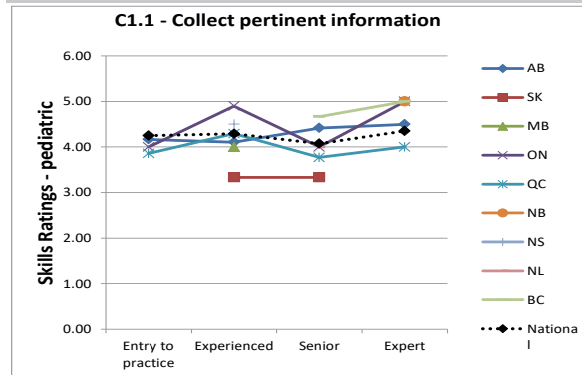
Frequency Ratings	Entry to practice	Experienced	Senior	Expert
AB	4.69	4.57	4.15	3.50
SK	4.67	4.79	3.15	4.25
MB	4.83	4.42	3.06	2.33
ON	4.38	4.49	4.20	4.00
QC	4.63	4.64	4.36	4.49
NB	4.29	4.61	3.33	3.63
NS	4.60	4.58	4.08	2.67
NL	3.00	4.63	4.69	5.00
BC	4.63	4.74	4.80	4.83
<b>National</b>	<b>4.58</b>	<b>4.60</b>	<b>4.18</b>	<b>4.06</b>

Number of respondents	Entry to practice	Experienced	Senior	Expert
AB	172	181	71	24
SK	12	39	13	4
MB	12	50	16	3
ON	65	120	70	20
QC	52	381	116	35
NB	7	23	21	8
NS	5	24	12	3
NL	2	27	13	4
BC	8	34	30	12
<b>National</b>	<b>342</b>	<b>881</b>	<b>365</b>	<b>114</b>



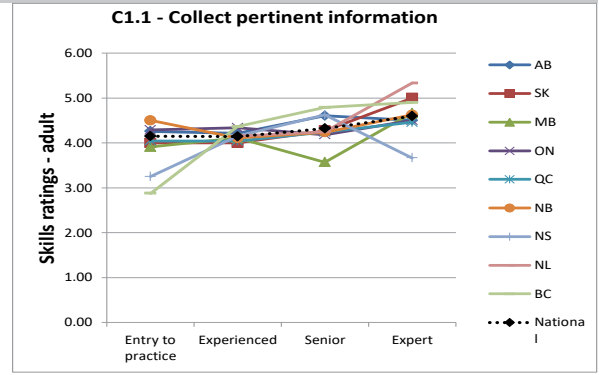
Skills Ratings - neonatal	Entry to practice	Experienced	Senior	Expert
AB	3.96	3.95	4.50	#N/A
SK	3.50	4.08	4.50	#N/A
MB	#N/A	3.60	4.00	#N/A
ON	4.40	4.33	4.67	5.40
QC	4.40	4.40	3.75	3.67
NB	#N/A	#N/A	#N/A	#N/A
NS	#N/A	4.50	5.00	#N/A
NL	#N/A	#N/A	#N/A	#N/A
BC	#N/A	#N/A	4.00	5.33
<b>National</b>	<b>4.21</b>	<b>4.11</b>	<b>4.32</b>	<b>4.75</b>

Number of respondents	Entry to practice	Experienced	Senior	Expert
AB	23	19	10	1
SK	2	13	2	0
MB	0	5	4	0
ON	5	12	9	5
QC	5	10	4	3
NB	1	0	1	0
NS	0	2	2	0
NL	0	0	1	0
BC	0	1	3	3
<b>National</b>	<b>38</b>	<b>62</b>	<b>37</b>	<b>12</b>



Skills Ratings - pediatric	Entry to practice	Experienced	Senior	Expert
AB	4.17	4.11	4.42	4.50
SK	#N/A	3.33	3.33	#N/A
MB	#N/A	4.00	#N/A	#N/A
ON	4.00	4.90	4.00	5.00
QC	3.86	4.29	3.77	4.00
NB	#N/A	#N/A	#N/A	5.00
NS	#N/A	4.50	#N/A	#N/A
NL	#N/A	#N/A	4.00	#N/A
BC	#N/A	#N/A	4.67	5.00
<b>National</b>	<b>4.25</b>	<b>4.29</b>	<b>4.07</b>	<b>4.35</b>

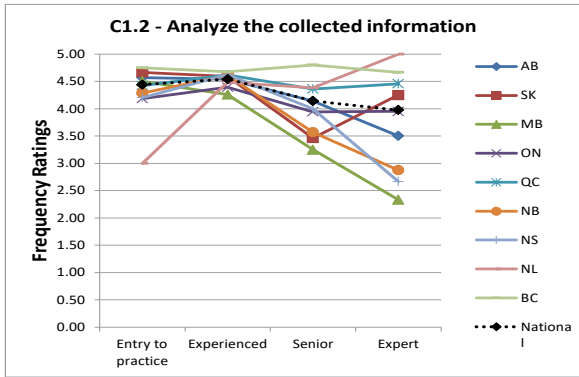
Number of respondents	Entry to practice	Experienced	Senior	Expert
AB	12	19	12	6
SK	0	3	3	0
MB	0	2	1	0
ON	6	10	6	3
QC	7	24	13	6
NB	1	1	0	2
NS	0	2	0	0
NL	0	1	2	1
BC	0	0	3	2
<b>National</b>	<b>28</b>	<b>62</b>	<b>41</b>	<b>20</b>



Skills Ratings - adult	Entry to practice	Experienced	Senior	Expert
AB	4.26	4.22	4.60	4.50
SK	4.00	4.00	4.27	5.00
MB	3.91	4.11	3.57	4.67
ON	4.29	4.34	4.18	4.50
QC	4.05	4.04	4.24	4.46
NB	4.50	4.11	4.24	4.63
NS	3.25	4.15	4.63	3.67
NL	#N/A	4.15	4.25	5.33
BC	2.88	4.36	4.79	4.90
<b>National</b>	<b>4.15</b>	<b>4.14</b>	<b>4.32</b>	<b>4.60</b>

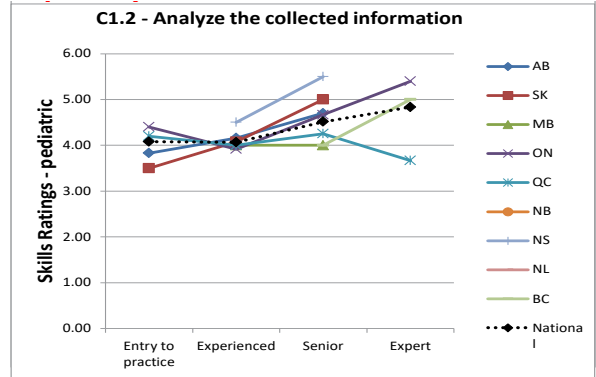
Number of respondents	Entry to practice	Experienced	Senior	Expert
AB	143	147	53	16
SK	11	30	11	4
MB	11	45	14	3
ON	45	98	55	10
QC	44	326	96	26
NB	6	18	17	8
NS	4	20	8	3
NL	1	26	12	3
BC	8	33	24	10
<b>National</b>	<b>276</b>	<b>744</b>	<b>292</b>	<b>84</b>

# C1 - Assess Patient's Cardio Respiratory Status



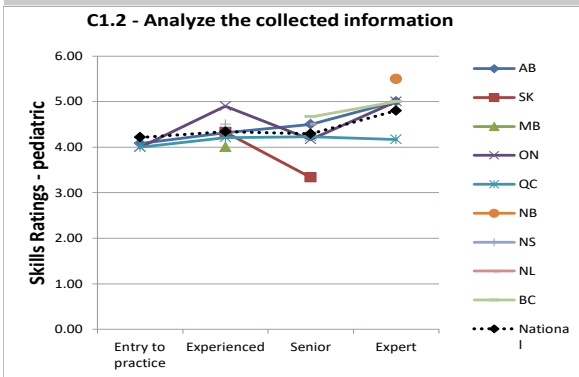
Frequency Ratings	Entry to practice	Experienced	Senior	Expert
AB	4.57	4.54	4.14	3.50
SK	4.67	4.59	3.46	4.25
MB	4.50	4.26	3.25	2.33
ON	4.18	4.39	3.94	3.95
QC	4.42	4.62	4.36	4.46
NB	4.29	4.61	3.57	2.88
NS	4.20	4.63	4.00	2.67
NL	3.00	4.48	4.38	5.00
BC	4.75	4.68	4.80	4.67
<b>National</b>	<b>4.44</b>	<b>4.54</b>	<b>4.14</b>	<b>3.97</b>

Number of respondents	Entry to practice	Experienced	Senior	Expert
AB	172	181	71	24
SK	12	39	13	4
MB	12	50	16	3
ON	65	120	70	20
QC	52	381	116	35
NB	7	23	21	8
NS	5	24	12	3
NL	2	27	13	4
BC	8	34	30	12
<b>National</b>	<b>342</b>	<b>881</b>	<b>365</b>	<b>114</b>



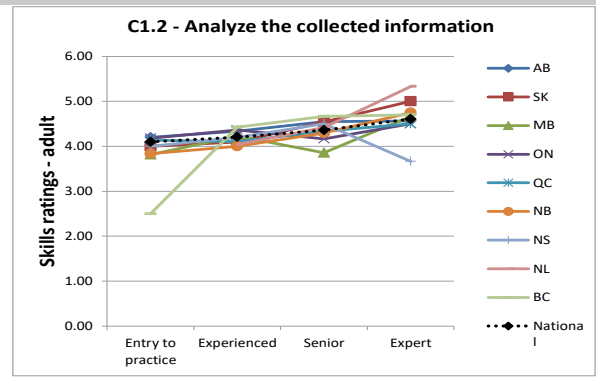
Skills Ratings - neonatal	Entry to practice	Experienced	Senior	Expert
AB	3.83	4.16	4.70	#N/A
SK	3.50	4.08	5.00	#N/A
MB	#N/A	4.00	4.00	#N/A
ON	4.40	3.92	4.67	5.40
QC	4.20	4.00	4.25	3.67
NB	#N/A	#N/A	#N/A	#N/A
NS	#N/A	4.50	5.50	#N/A
NL	#N/A	#N/A	#N/A	#N/A
BC	#N/A	#N/A	4.00	5.00
<b>National</b>	<b>4.08</b>	<b>4.06</b>	<b>4.51</b>	<b>4.83</b>

Number of respondents	Entry to practice	Experienced	Senior	Expert
AB	23	19	10	1
SK	2	13	2	0
MB	0	5	4	0
ON	5	12	9	5
QC	5	10	4	3
NB	1	0	1	0
NS	0	2	2	0
NL	0	0	1	0
BC	0	1	3	3
<b>National</b>	<b>38</b>	<b>62</b>	<b>37</b>	<b>12</b>



Skills Ratings - pediatric	Entry to practice	Experienced	Senior	Expert
AB	4.08	4.32	4.50	5.00
SK	#N/A	4.33	3.33	#N/A
MB	#N/A	4.00	#N/A	#N/A
ON	4.00	4.90	4.17	5.00
QC	4.00	4.21	4.23	4.17
NB	#N/A	#N/A	#N/A	5.50
NS	#N/A	4.50	#N/A	#N/A
NL	#N/A	#N/A	4.50	#N/A
BC	#N/A	#N/A	4.67	5.00
<b>National</b>	<b>4.21</b>	<b>4.34</b>	<b>4.29</b>	<b>4.80</b>

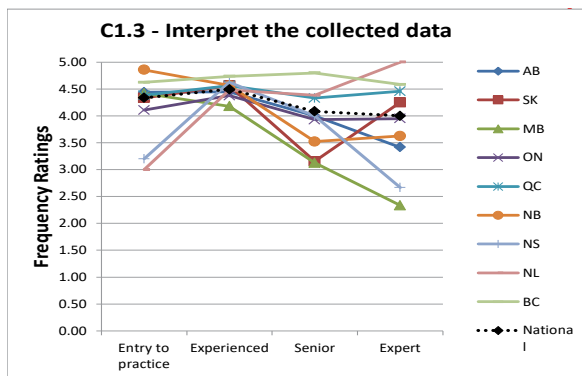
Number of respondents	Entry to practice	Experienced	Senior	Expert
AB	12	19	12	6
SK	0	3	3	0
MB	0	2	1	0
ON	6	10	6	3
QC	7	24	13	6
NB	1	1	0	2
NS	0	2	0	0
NL	0	1	2	1
BC	0	0	3	2
<b>National</b>	<b>28</b>	<b>62</b>	<b>41</b>	<b>20</b>



Skills Ratings - adult	Entry to practice	Experienced	Senior	Expert
AB	4.20	4.34	4.55	4.56
SK	4.00	4.10	4.55	5.00
MB	3.82	4.23	3.86	4.67
ON	4.18	4.37	4.16	4.50
QC	4.14	4.10	4.34	4.50
NB	3.83	4.00	4.29	4.75
NS	4.00	4.20	4.50	3.67
NL	#N/A	4.04	4.42	5.33
BC	2.50	4.42	4.67	4.70
<b>National</b>	<b>4.10</b>	<b>4.21</b>	<b>4.36</b>	<b>4.61</b>

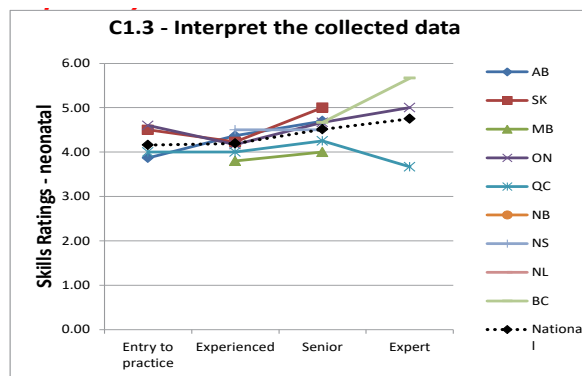
Number of respondents	Entry to practice	Experienced	Senior	Expert
AB	141	147	53	16
SK	12	30	11	4
MB	11	44	14	3
ON	45	98	55	10
QC	44	325	97	26
NB	6	18	17	8
NS	4	20	8	3
NL	1	25	12	3
BC	8	33	24	10
<b>National</b>	<b>275</b>	<b>741</b>	<b>293</b>	<b>84</b>

## C1 - Assess Patient's Cardio Respiratory Status



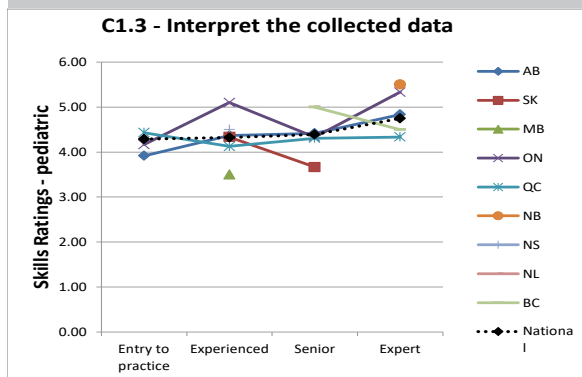
Frequency Ratings	Entry to practice	Experienced	Senior	Expert
AB	4.44	4.45	4.00	3.42
SK	4.33	4.56	3.15	4.25
MB	4.42	4.18	3.13	2.33
ON	4.11	4.38	3.93	3.95
QC	4.38	4.56	4.33	4.46
NB	4.86	4.57	3.52	3.63
NS	3.20	4.63	4.00	2.67
NL	3.00	4.48	4.38	5.00
BC	4.63	4.74	4.80	4.58
<b>National</b>	<b>4.33</b>	<b>4.49</b>	<b>4.08</b>	<b>4.00</b>

Number of respondents	Entry to practice	Experienced	Senior	Expert
AB	172	181	71	24
SK	12	39	13	4
MB	12	50	16	3
ON	65	119	70	20
QC	52	380	115	35
NB	7	23	21	8
NS	5	24	12	3
NL	2	27	13	4
BC	8	34	30	12
<b>National</b>	<b>342</b>	<b>879</b>	<b>364</b>	<b>114</b>



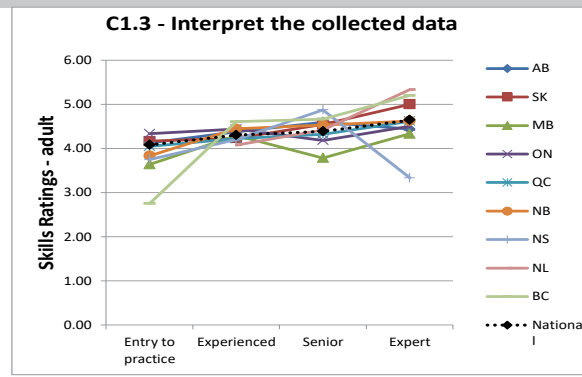
Skills Ratings - neonatal	Entry to practice	Experienced	Senior	Expert
AB	3.87	4.37	4.70	#N/A
SK	4.50	4.23	5.00	#N/A
MB	#N/A	3.80	4.00	#N/A
ON	4.60	4.17	4.67	5.00
QC	4.00	4.00	4.25	3.67
NB	#N/A	#N/A	#N/A	#N/A
NS	#N/A	4.50	4.50	#N/A
NL	#N/A	#N/A	#N/A	#N/A
BC	#N/A	#N/A	4.67	5.67
<b>National</b>	<b>4.16</b>	<b>4.19</b>	<b>4.51</b>	<b>4.75</b>

Number of respondents	Entry to practice	Experienced	Senior	Expert
AB	23	19	10	1
SK	2	13	2	0
MB	0	5	4	0
ON	5	12	9	5
QC	5	10	4	3
NB	1	0	1	0
NS	0	2	2	0
NL	0	0	1	0
BC	0	1	3	3
<b>National</b>	<b>38</b>	<b>62</b>	<b>37</b>	<b>12</b>



Skills Ratings - pediatric	Entry to practice	Experienced	Senior	Expert
AB	3.92	4.37	4.42	4.83
SK	#N/A	4.33	3.67	#N/A
MB	#N/A	3.50	#N/A	#N/A
ON	4.17	5.10	4.33	5.33
QC	4.43	4.13	4.31	4.33
NB	#N/A	#N/A	#N/A	5.50
NS	#N/A	4.50	#N/A	#N/A
NL	#N/A	#N/A	5.00	#N/A
BC	#N/A	#N/A	5.00	4.50
<b>National</b>	<b>4.29</b>	<b>4.32</b>	<b>4.39</b>	<b>4.75</b>

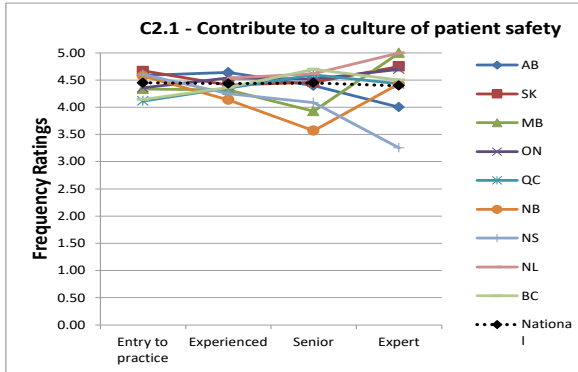
Number of respondents	Entry to practice	Experienced	Senior	Expert
AB	12	19	12	6
SK	0	3	3	0
MB	0	2	1	0
ON	6	10	6	3
QC	7	24	13	6
NB	1	1	0	2
NS	0	2	0	0
NL	0	1	2	1
BC	0	0	3	2
<b>National</b>	<b>28</b>	<b>62</b>	<b>41</b>	<b>20</b>



Skills Ratings - adult	Entry to practice	Experienced	Senior	Expert
AB	4.13	4.38	4.60	4.44
SK	4.17	4.23	4.55	5.00
MB	3.64	4.30	3.79	4.33
ON	4.33	4.44	4.18	4.50
QC	4.05	4.22	4.32	4.62
NB	3.83	4.44	4.53	4.63
NS	3.75	4.20	4.88	3.33
NL	#N/A	4.08	4.42	5.33
BC	2.75	4.61	4.67	5.20
<b>National</b>	<b>4.08</b>	<b>4.30</b>	<b>4.38</b>	<b>4.64</b>

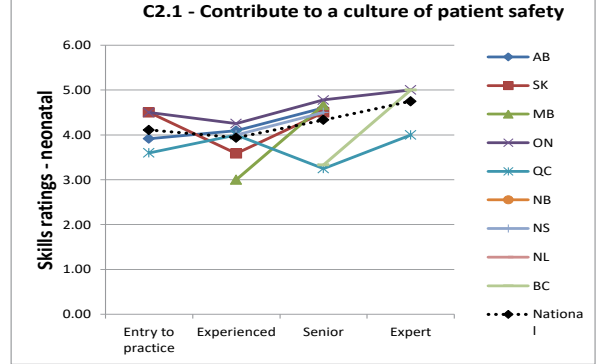
Number of respondents	Entry to practice	Experienced	Senior	Expert
AB	140	146	52	16
SK	12	30	11	4
MB	11	44	14	3
ON	45	98	55	10
QC	44	324	96	26
NB	6	18	17	8
NS	4	20	8	3
NL	1	25	12	3
BC	8	33	24	10
<b>National</b>	<b>274</b>	<b>739</b>	<b>291</b>	<b>84</b>

## C2 - Optimize Patient Safety



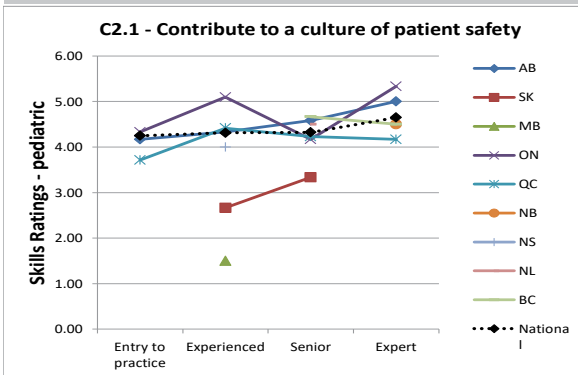
Frequency Ratings	Entry to practice	Experienced	Senior	Expert
AB	4.58	4.64	4.39	4.00
SK	4.67	4.41	4.46	4.75
MB	4.33	4.32	3.93	5.00
ON	4.36	4.54	4.51	4.70
QC	4.12	4.35	4.60	4.43
NB	4.57	4.14	3.57	4.43
NS	4.60	4.25	4.08	3.25
NL	#N/A	4.54	4.62	5.00
BC	4.14	4.36	4.70	4.50
<b>National</b>	<b>4.45</b>	<b>4.43</b>	<b>4.45</b>	<b>4.39</b>

Number of respondents	Entry to practice	Experienced	Senior	Expert
AB	173	181	71	24
SK	12	39	13	4
MB	12	50	14	3
ON	64	117	70	20
QC	52	378	114	35
NB	7	22	21	7
NS	5	24	12	4
NL	1	28	13	4
BC	7	33	30	12
<b>National</b>	<b>340</b>	<b>874</b>	<b>361</b>	<b>114</b>



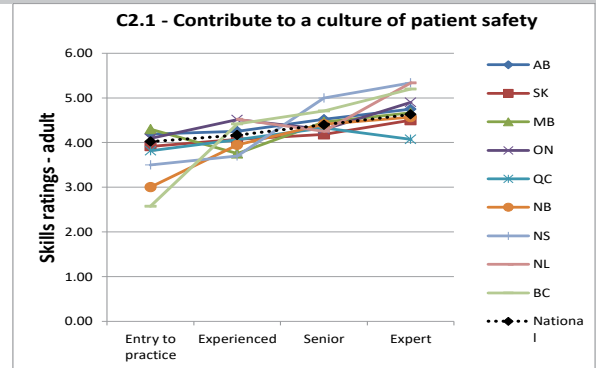
Skills Ratings - neonatal	Entry to practice	Experienced	Senior	Expert
AB	3.91	4.09	4.60	#N/A
SK	4.50	3.58	4.50	#N/A
MB	#N/A	3.00	4.67	#N/A
ON	4.50	4.25	4.78	5.00
QC	3.60	4.00	3.25	4.00
NB	#N/A	#N/A	#N/A	#N/A
NS	#N/A	4.00	4.50	#N/A
NL	#N/A	#N/A	#N/A	#N/A
BC	#N/A	#N/A	3.33	5.00
<b>National</b>	<b>4.11</b>	<b>3.94</b>	<b>4.33</b>	<b>4.75</b>

Number of respondents	Entry to practice	Experienced	Senior	Expert
AB	23	22	10	1
SK	2	12	2	0
MB	0	5	3	0
ON	4	12	9	5
QC	5	10	4	3
NB	1	0	1	0
NS	0	2	2	0
NL	0	0	1	0
BC	0	1	3	3
<b>National</b>	<b>37</b>	<b>64</b>	<b>36</b>	<b>12</b>



Skills Ratings - pediatric	Entry to practice	Experienced	Senior	Expert
AB	4.17	4.33	4.58	5.00
SK	#N/A	2.67	3.33	#N/A
MB	#N/A	1.50	#N/A	#N/A
ON	4.33	5.10	4.17	5.33
QC	3.71	4.42	4.23	4.17
NB	#N/A	#N/A	#N/A	4.50
NS	#N/A	4.00	#N/A	#N/A
NL	#N/A	#N/A	4.50	#N/A
BC	#N/A	#N/A	4.67	4.50
<b>National</b>	<b>4.25</b>	<b>4.31</b>	<b>4.33</b>	<b>4.65</b>

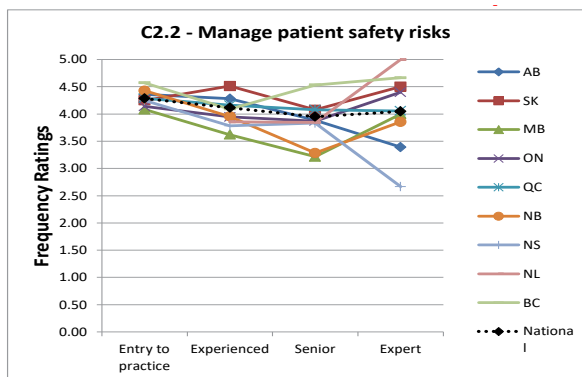
Number of respondents	Entry to practice	Experienced	Senior	Expert
AB	12	21	12	6
SK	0	3	3	0
MB	0	2	0	0
ON	6	10	6	3
QC	7	24	13	6
NB	1	1	0	2
NS	0	2	0	0
NL	0	1	2	1
BC	0	0	3	2
<b>National</b>	<b>28</b>	<b>64</b>	<b>40</b>	<b>20</b>



Skills Ratings - adult	Entry to practice	Experienced	Senior	Expert
AB	4.19	4.26	4.52	4.75
SK	3.92	4.07	4.18	4.50
MB	4.30	3.76	4.46	4.67
ON	4.09	4.52	4.29	4.90
QC	3.81	4.07	4.33	4.07
NB	3.00	3.94	4.41	4.57
NS	3.50	3.70	5.00	5.33
NL	#N/A	4.52	4.25	5.33
BC	2.57	4.42	4.71	5.20
<b>National</b>	<b>4.02</b>	<b>4.17</b>	<b>4.40</b>	<b>4.63</b>

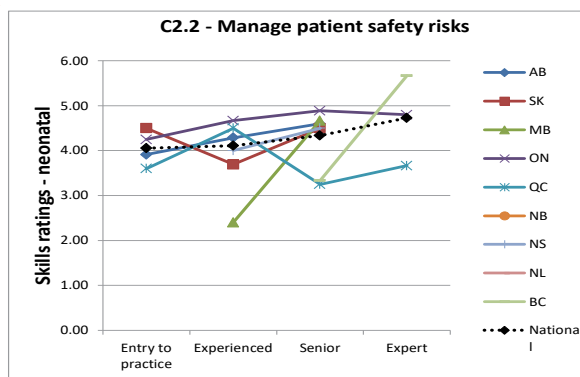
Number of respondents	Entry to practice	Experienced	Senior	Expert
AB	141	145	54	16
SK	12	29	11	4
MB	10	45	13	3
ON	44	95	55	10
QC	43	323	95	27
NB	6	18	17	7
NS	4	20	8	3
NL	0	27	12	3
BC	7	31	24	10
<b>National</b>	<b>270</b>	<b>735</b>	<b>291</b>	<b>84</b>

## C2 - Optimize Patient Safety



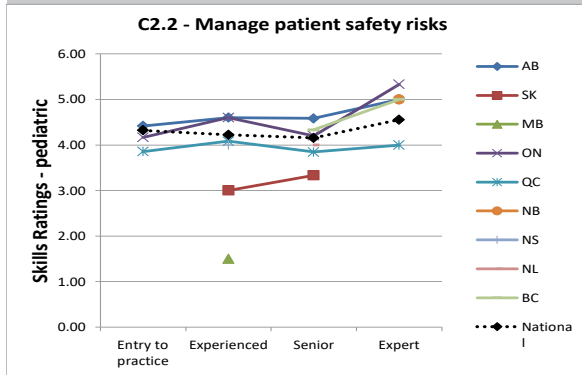
Frequency Ratings	Entry to practice	Experienced	Senior	Expert
AB	4.36	4.28	3.89	3.39
SK	4.25	4.51	4.08	4.50
MB	4.08	3.62	3.21	4.00
ON	4.14	3.95	3.87	4.40
QC	4.29	4.16	4.08	4.06
NB	4.43	3.95	3.29	3.86
NS	4.25	3.78	3.83	2.67
NL	#N/A	3.86	3.85	5.00
BC	4.57	4.09	4.53	4.67
<b>National</b>	<b>4.28</b>	<b>4.12</b>	<b>3.95</b>	<b>4.04</b>

Number of respondents	Entry to practice	Experienced	Senior	Expert
AB	173	181	71	23
SK	12	39	13	4
MB	12	50	14	3
ON	65	115	69	20
QC	52	377	114	35
NB	7	22	21	7
NS	4	23	12	3
NL	1	28	13	4
BC	7	33	30	12
<b>National</b>	<b>340</b>	<b>870</b>	<b>360</b>	<b>112</b>



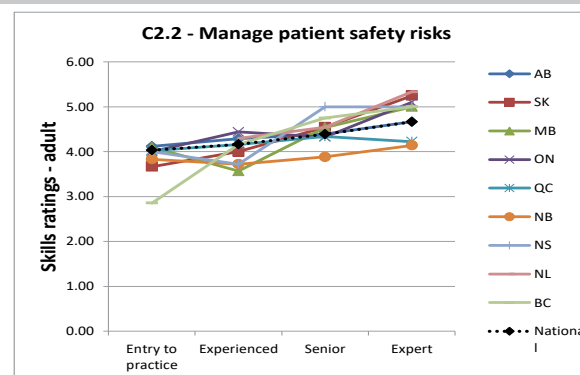
Skills Ratings - neonatal	Entry to practice	Experienced	Senior	Expert
AB	3.91	4.29	4.60	#N/A
SK	4.50	3.69	4.50	#N/A
MB	#N/A	2.40	4.67	#N/A
ON	4.25	4.67	4.89	4.80
QC	3.60	4.50	3.25	3.67
NB	#N/A	#N/A	#N/A	#N/A
NS	#N/A	4.00	4.50	#N/A
NL	#N/A	#N/A	#N/A	#N/A
BC	#N/A	#N/A	3.33	5.67
<b>National</b>	<b>4.05</b>	<b>4.11</b>	<b>4.33</b>	<b>4.73</b>

Number of respondents	Entry to practice	Experienced	Senior	Expert
AB	23	21	10	0
SK	2	13	2	0
MB	0	5	3	0
ON	4	12	9	5
QC	5	10	4	3
NB	1	0	1	0
NS	0	2	2	0
NL	0	0	1	0
BC	0	1	3	3
<b>National</b>	<b>37</b>	<b>64</b>	<b>36</b>	<b>11</b>



Skills Ratings - pediatric	Entry to practice	Experienced	Senior	Expert
AB	4.42	4.60	4.58	5.00
SK	#N/A	3.00	3.33	#N/A
MB	#N/A	1.50	#N/A	#N/A
ON	4.17	4.60	4.20	5.33
QC	3.86	4.08	3.85	4.00
NB	#N/A	#N/A	#N/A	5.00
NS	#N/A	4.00	#N/A	#N/A
NL	#N/A	#N/A	4.00	#N/A
BC	#N/A	#N/A	4.33	5.00
<b>National</b>	<b>4.32</b>	<b>4.22</b>	<b>4.15</b>	<b>4.56</b>

Number of respondents	Entry to practice	Experienced	Senior	Expert
AB	12	20	12	5
SK	0	3	3	0
MB	0	2	0	0
ON	6	10	5	3
QC	7	24	13	5
NB	1	1	0	2
NS	0	2	0	0
NL	0	1	2	1
BC	0	0	3	2
<b>National</b>	<b>28</b>	<b>63</b>	<b>39</b>	<b>18</b>

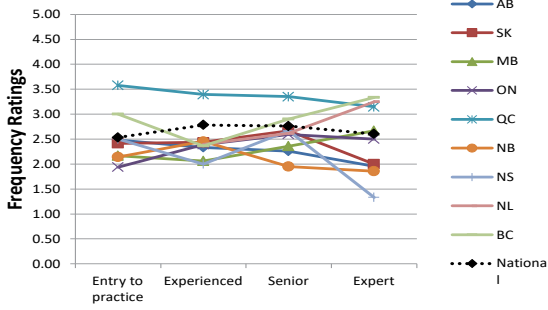


Skills Ratings - adult	Entry to practice	Experienced	Senior	Expert
AB	4.12	4.29	4.40	4.67
SK	3.67	4.00	4.55	5.25
MB	4.10	3.57	4.54	5.00
ON	4.00	4.44	4.33	5.10
QC	4.02	4.16	4.34	4.22
NB	3.83	3.72	3.88	4.14
NS	4.00	3.72	5.00	5.00
NL	#N/A	4.30	4.55	5.33
BC	2.86	4.16	4.75	5.00
<b>National</b>	<b>4.03</b>	<b>4.17</b>	<b>4.39</b>	<b>4.66</b>

Number of respondents	Entry to practice	Experienced	Senior	Expert
AB	140	144	53	15
SK	12	30	11	4
MB	10	44	13	3
ON	43	93	55	10
QC	43	321	92	27
NB	6	18	17	7
NS	3	18	8	3
NL	0	27	11	3
BC	7	31	24	10
<b>National</b>	<b>267</b>	<b>728</b>	<b>286</b>	<b>83</b>

## C2 - Optimize Patient Safety

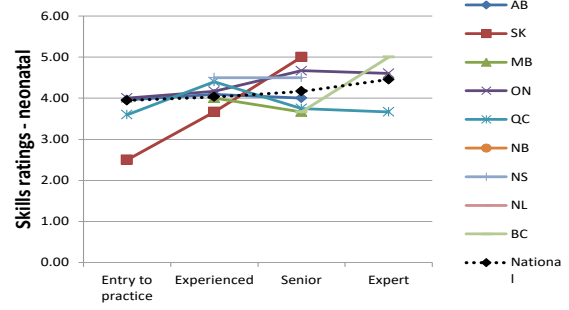
C2.3 - Respond to and report patient safety incidents



Frequency Ratings	Entry to practice	Experienced	Senior	Expert
AB	2.48	2.33	2.26	1.96
SK	2.42	2.44	2.67	2.00
MB	2.17	2.06	2.36	2.67
ON	1.94	2.39	2.59	2.50
QC	3.58	3.39	3.35	3.15
NB	2.14	2.45	1.95	1.86
NS	2.50	2.00	2.67	1.33
NL	#N/A	2.39	2.62	3.25
BC	3.00	2.36	2.90	3.33
<b>National</b>	<b>2.53</b>	<b>2.78</b>	<b>2.76</b>	<b>2.60</b>

Number of respondents	Entry to practice	Experienced	Senior	Expert
AB	173	180	70	23
SK	12	39	12	4
MB	12	50	14	3
ON	65	116	69	20
QC	52	378	114	34
NB	7	22	21	7
NS	4	24	12	3
NL	1	28	13	4
BC	7	33	30	12
<b>National</b>	<b>340</b>	<b>872</b>	<b>358</b>	<b>111</b>

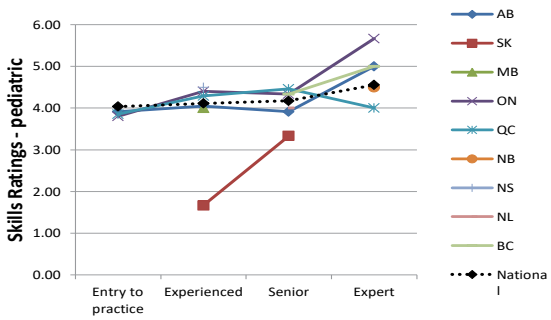
C2.3 - Respond to and report patient safety incidents



Skills Ratings - neonatal	Entry to practice	Experienced	Senior	Expert
AB	3.96	4.09	4.00	#N/A
SK	2.50	3.67	5.00	#N/A
MB	#N/A	4.00	3.67	#N/A
ON	4.00	4.17	4.67	4.60
QC	3.60	4.40	3.75	3.67
NB	#N/A	#N/A	#N/A	#N/A
NS	#N/A	4.50	4.50	#N/A
NL	#N/A	#N/A	#N/A	#N/A
BC	#N/A	#N/A	3.67	5.00
<b>National</b>	<b>3.95</b>	<b>4.03</b>	<b>4.17</b>	<b>4.45</b>

Number of respondents	Entry to practice	Experienced	Senior	Expert
AB	23	22	10	0
SK	2	12	2	0
MB	0	5	3	0
ON	4	12	9	5
QC	5	10	4	3
NB	1	0	1	0
NS	0	2	2	0
NL	0	0	1	0
BC	0	1	3	3
<b>National</b>	<b>37</b>	<b>64</b>	<b>36</b>	<b>11</b>

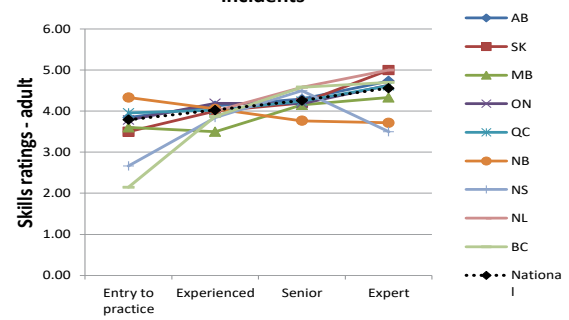
C2.3 - Respond to and report patient safety incidents



Skills Ratings - pediatric	Entry to practice	Experienced	Senior	Expert
AB	3.92	4.05	3.92	5.00
SK	#N/A	1.67	3.33	#N/A
MB	#N/A	4.00	#N/A	#N/A
ON	3.80	4.40	4.33	5.67
QC	3.86	4.29	4.46	4.00
NB	#N/A	#N/A	#N/A	4.50
NS	#N/A	4.50	#N/A	#N/A
NL	#N/A	#N/A	4.00	#N/A
BC	#N/A	#N/A	4.33	5.00
<b>National</b>	<b>4.04</b>	<b>4.11</b>	<b>4.18</b>	<b>4.56</b>

Number of respondents	Entry to practice	Experienced	Senior	Expert
AB	12	20	12	5
SK	0	3	3	0
MB	0	2	0	0
ON	5	10	6	3
QC	7	24	13	5
NB	1	1	0	2
NS	0	2	0	0
NL	0	1	2	1
BC	0	0	3	2
<b>National</b>	<b>27</b>	<b>63</b>	<b>40</b>	<b>18</b>

C2.3 - Respond to and report patient safety incidents

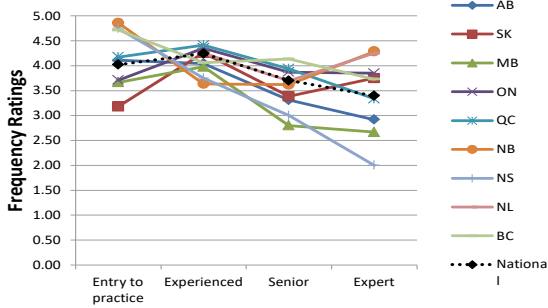


Skills Ratings - adult	Entry to practice	Experienced	Senior	Expert
AB	3.84	4.13	4.30	4.73
SK	3.50	4.00	4.20	5.00
MB	3.60	3.50	4.15	4.33
ON	3.79	4.19	4.19	4.64
QC	3.95	4.03	4.24	4.62
NB	4.33	4.06	3.76	3.71
NS	2.67	3.84	4.50	3.50
NL	#N/A	4.00	4.58	5.00
BC	2.14	3.87	4.58	4.70
<b>National</b>	<b>3.79</b>	<b>4.02</b>	<b>4.26</b>	<b>4.56</b>

Number of respondents	Entry to practice	Experienced	Senior	Expert
AB	140	143	54	15
SK	12	29	10	4
MB	10	44	13	3
ON	42	94	54	11
QC	43	325	95	26
NB	6	18	17	7
NS	3	19	8	4
NL	0	26	12	3
BC	7	31	24	10
<b>National</b>	<b>265</b>	<b>731</b>	<b>289</b>	<b>84</b>

## C3 - Administer Medication and Substances

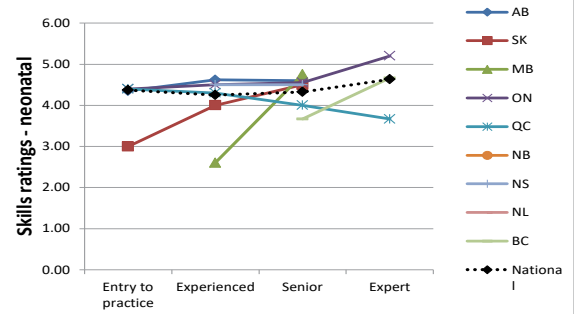
**C3.1 - Determine appropriateness and safety of medication and substances**



Frequency Ratings	Entry to practice	Experienced	Senior	Expert
AB	4.11	4.04	3.31	2.92
SK	3.18	4.26	3.38	3.75
MB	3.67	3.98	2.80	2.67
ON	3.71	4.35	3.87	3.85
QC	4.17	4.41	3.94	3.33
NB	4.86	3.64	3.62	4.29
NS	4.75	3.75	3.00	2.00
NL	#N/A	4.25	3.69	4.25
BC	4.71	4.06	4.13	3.73
<b>National</b>	<b>4.02</b>	<b>4.24</b>	<b>3.70</b>	<b>3.39</b>

Number of respondents	Entry to practice	Experienced	Senior	Expert
AB	172	179	71	24
SK	11	39	13	4
MB	12	50	15	3
ON	62	116	69	20
QC	52	375	115	36
NB	7	22	21	7
NS	4	24	12	4
NL	1	28	13	4
BC	7	33	30	11
<b>National</b>	<b>335</b>	<b>868</b>	<b>362</b>	<b>114</b>

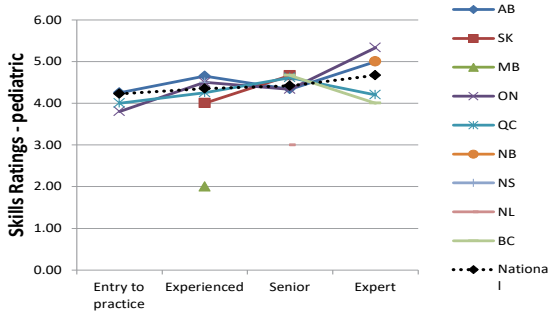
**C3.1 - Determine appropriateness and safety of medication and substances**



Skills Ratings - neonatal	Entry to practice	Experienced	Senior	Expert
AB	4.35	4.62	4.60	#N/A
SK	3.00	4.00	4.50	#N/A
MB	#N/A	2.60	4.75	#N/A
ON	4.40	4.50	4.56	5.20
QC	4.40	4.30	4.00	3.67
NB	#N/A	#N/A	#N/A	#N/A
NS	#N/A	4.50	4.50	#N/A
NL	#N/A	#N/A	#N/A	#N/A
BC	#N/A	#N/A	3.67	4.67
<b>National</b>	<b>4.37</b>	<b>4.25</b>	<b>4.32</b>	<b>4.64</b>

Number of respondents	Entry to practice	Experienced	Senior	Expert
AB	23	21	10	0
SK	2	13	2	0
MB	0	5	4	0
ON	5	12	9	5
QC	5	10	4	3
NB	1	0	1	0
NS	0	2	2	0
NL	0	0	1	0
BC	0	1	3	3
<b>National</b>	<b>38</b>	<b>64</b>	<b>37</b>	<b>11</b>

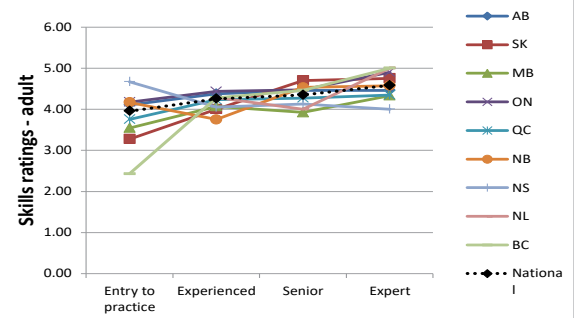
**C3.1 - Determine appropriateness and safety of medication and substances**



Skills Ratings - pediatric	Entry to practice	Experienced	Senior	Expert
AB	4.25	4.65	4.33	5.00
SK	#N/A	4.00	4.67	#N/A
MB	#N/A	2.00	#N/A	#N/A
ON	3.80	4.50	4.33	5.33
QC	4.00	4.25	4.62	4.20
NB	#N/A	#N/A	#N/A	5.00
NS	#N/A	4.50	#N/A	#N/A
NL	#N/A	#N/A	3.00	#N/A
BC	#N/A	#N/A	4.67	4.00
<b>National</b>	<b>4.22</b>	<b>4.35</b>	<b>4.41</b>	<b>4.67</b>

Number of respondents	Entry to practice	Experienced	Senior	Expert
AB	12	20	12	5
SK	0	3	3	0
MB	0	2	1	0
ON	5	10	6	3
QC	7	24	13	5
NB	1	1	0	2
NS	0	2	0	0
NL	0	1	2	1
BC	0	0	3	2
<b>National</b>	<b>27</b>	<b>63</b>	<b>41</b>	<b>18</b>

**C3.1 - Determine appropriateness and safety of medication and substances**

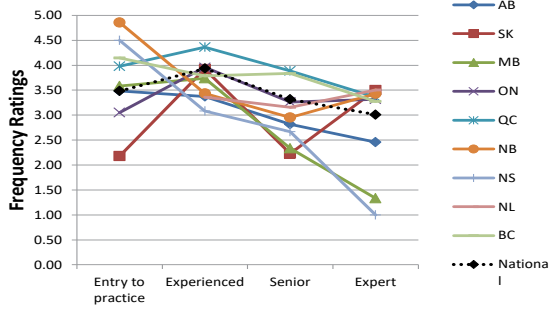


Skills Ratings - adult	Entry to practice	Experienced	Senior	Expert
AB	4.11	4.38	4.46	4.46
SK	3.27	4.00	4.70	4.75
MB	3.55	4.07	3.92	4.33
ON	4.18	4.43	4.47	4.90
QC	3.76	4.23	4.27	4.35
NB	4.17	3.75	4.53	4.57
NS	4.67	4.05	4.13	4.00
NL	#N/A	4.29	4.00	5.00
BC	2.43	4.28	4.46	5.00
<b>National</b>	<b>3.95</b>	<b>4.26</b>	<b>4.35</b>	<b>4.58</b>

Number of respondents	Entry to practice	Experienced	Senior	Expert
AB	142	144	52	13
SK	11	30	10	4
MB	11	44	13	3
ON	40	97	55	10
QC	41	320	88	26
NB	6	16	17	7
NS	3	20	8	3
NL	0	28	12	3
BC	7	32	24	9
<b>National</b>	<b>264</b>	<b>733</b>	<b>281</b>	<b>79</b>

### C3 - Administer Medication and Substances

C3.2 - Prepare medication and substances for administration

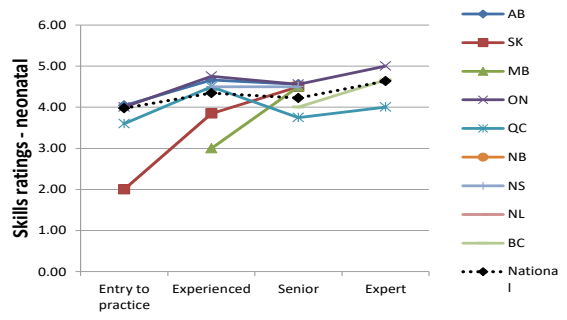


Frequency Ratings	Entry to practice	Experienced	Senior	Expert
AB	3.48	3.37	2.82	2.46
SK	2.18	3.92	2.23	3.50
MB	3.58	3.73	2.33	1.33
ON	3.05	3.96	3.26	3.32
QC	3.98	4.36	3.89	3.36
NB	4.86	3.43	2.95	3.43
NS	4.50	3.08	2.67	1.00
NL	#N/A	3.36	3.15	3.50
BC	4.14	3.79	3.83	3.27
<b>National</b>	<b>3.48</b>	<b>3.93</b>	<b>3.32</b>	<b>3.01</b>

Number of respondents	Entry to practice	Experienced	Senior	Expert
AB	172	181	71	24
SK	11	39	13	4
MB	12	49	15	3
ON	62	116	69	19
QC	52	376	114	36
NB	7	23	21	7
NS	4	24	12	4
NL	1	28	13	4
BC	7	33	30	11
<b>National</b>	<b>335</b>	<b>871</b>	<b>361</b>	<b>113</b>

C3.2 - Prepare medication and substances for administration

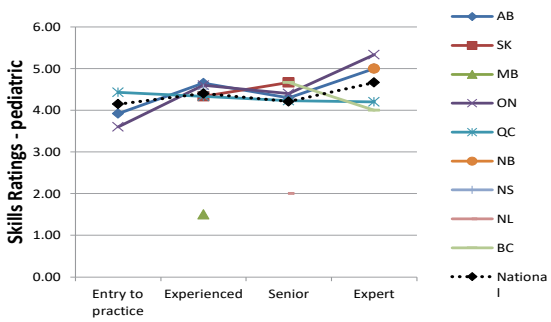


Skills Ratings - neonatal	Entry to practice	Experienced	Senior	Expert
AB	4.04	4.67	4.56	#N/A
SK	2.00	3.85	4.50	#N/A
MB	#N/A	3.00	4.50	#N/A
ON	4.00	4.75	4.56	5.00
QC	3.60	4.50	3.75	4.00
NB	#N/A	#N/A	#N/A	#N/A
NS	#N/A	4.50	4.50	#N/A
NL	#N/A	#N/A	#N/A	#N/A
BC	#N/A	#N/A	4.00	4.67
<b>National</b>	<b>3.97</b>	<b>4.34</b>	<b>4.22</b>	<b>4.64</b>

Number of respondents	Entry to practice	Experienced	Senior	Expert
AB	23	21	9	0
SK	2	13	2	0
MB	0	5	4	0
ON	4	12	9	5
QC	5	10	4	3
NB	1	0	1	0
NS	0	2	2	0
NL	0	0	1	0
BC	0	1	3	3
<b>National</b>	<b>37</b>	<b>64</b>	<b>36</b>	<b>11</b>

C3.2 - Prepare medication and substances for administration

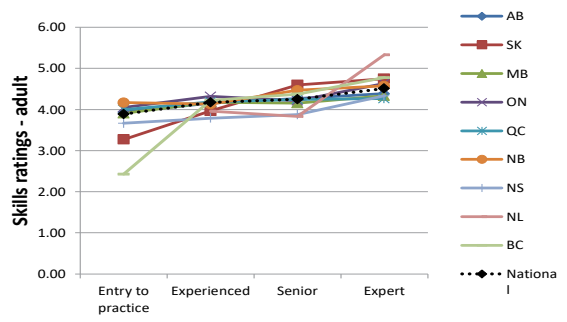


Skills Ratings - pediatric	Entry to practice	Experienced	Senior	Expert
AB	3.92	4.65	4.30	5.00
SK	#N/A	4.33	4.67	#N/A
MB	#N/A	1.50	#N/A	#N/A
ON	3.60	4.60	4.40	5.33
QC	4.43	4.33	4.23	4.20
NB	#N/A	#N/A	#N/A	5.00
NS	#N/A	4.50	#N/A	#N/A
NL	#N/A	#N/A	2.00	#N/A
BC	#N/A	#N/A	4.67	4.00
<b>National</b>	<b>4.15</b>	<b>4.40</b>	<b>4.21</b>	<b>4.67</b>

Number of respondents	Entry to practice	Experienced	Senior	Expert
AB	12	20	10	5
SK	0	3	3	0
MB	0	2	1	0
ON	5	10	5	3
QC	7	24	13	5
NB	1	1	0	2
NS	0	2	0	0
NL	0	0	2	1
BC	0	0	3	2
<b>National</b>	<b>27</b>	<b>62</b>	<b>38</b>	<b>18</b>

C3.2 - Prepare medication and substances for administration



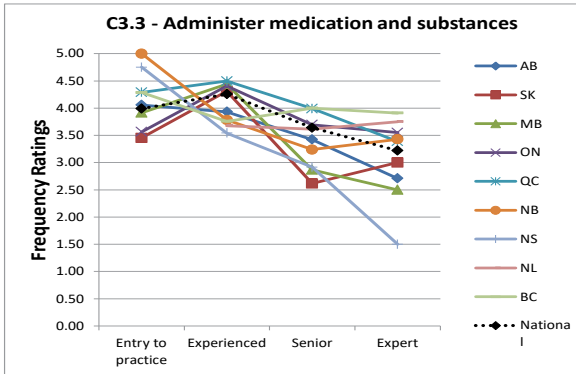
Skills Ratings - adult	Entry to practice	Experienced	Senior	Expert
AB	3.94	4.16	4.27	4.38
SK	3.27	3.97	4.60	4.75
MB	3.91	4.18	4.15	4.33
ON	4.05	4.32	4.22	4.64
QC	4.00	4.19	4.25	4.27
NB	4.17	4.13	4.47	4.57
NS	3.67	3.79	3.88	4.33
NL	#N/A	3.96	3.83	5.33
BC	2.43	4.22	4.38	4.78
<b>National</b>	<b>3.89</b>	<b>4.17</b>	<b>4.25</b>	<b>4.51</b>

Number of respondents	Entry to practice	Experienced	Senior	Expert
AB	140	139	49	13
SK	11	30	10	4
MB	11	45	13	3
ON	39	97	51	11
QC	41	323	89	26
NB	6	15	17	7
NS	3	19	8	3
NL	0	25	12	3
BC	7	32	24	9
<b>National</b>	<b>261</b>	<b>727</b>	<b>275</b>	<b>80</b>

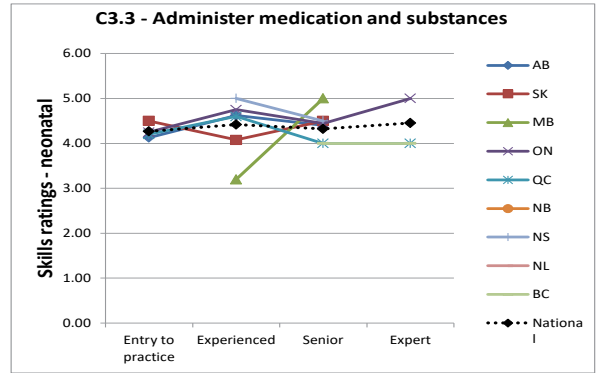


## C3 - Administer Medication and Substances



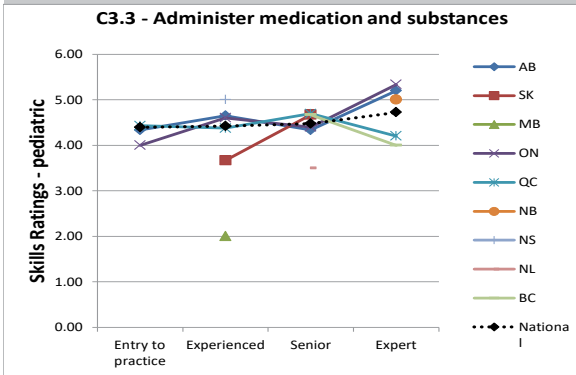
Frequency Ratings	Entry to practice	Experienced	Senior	Expert
AB	4.06	3.93	3.42	2.71
SK	3.45	4.31	2.62	3.00
MB	3.92	4.44	2.87	2.50
ON	3.56	4.41	3.70	3.55
QC	4.29	4.49	3.99	3.39
NB	5.00	3.78	3.24	3.43
NS	4.75	3.54	2.92	1.50
NL	#N/A	3.68	3.62	3.75
BC	4.29	3.76	4.00	3.91
<b>National</b>	<b>3.99</b>	<b>4.26</b>	<b>3.64</b>	<b>3.22</b>

Number of respondents	Entry to practice	Experienced	Senior	Expert
AB	172	181	71	24
SK	11	39	13	4
MB	12	50	15	2
ON	62	116	69	20
QC	52	374	113	36
NB	7	23	21	7
NS	4	24	12	4
NL	1	28	13	4
BC	7	33	30	11
<b>National</b>	<b>335</b>	<b>870</b>	<b>360</b>	<b>113</b>



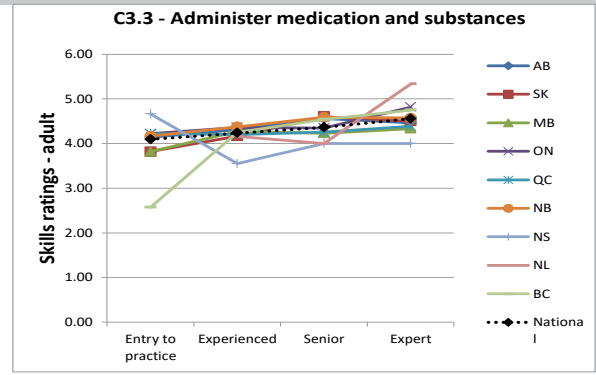
Skills Ratings - neonatal	Entry to practice	Experienced	Senior	Expert
AB	4.13	4.62	4.40	#N/A
SK	4.50	4.08	4.50	#N/A
MB	#N/A	3.20	5.00	#N/A
ON	4.25	4.75	4.44	5.00
QC	4.20	4.60	4.00	4.00
NB	#N/A	#N/A	#N/A	#N/A
NS	#N/A	5.00	4.50	#N/A
NL	#N/A	#N/A	#N/A	#N/A
BC	#N/A	#N/A	4.00	4.00
<b>National</b>	<b>4.27</b>	<b>4.42</b>	<b>4.32</b>	<b>4.45</b>

Number of respondents	Entry to practice	Experienced	Senior	Expert
AB	23	21	10	0
SK	2	13	2	0
MB	0	5	4	0
ON	4	12	9	5
QC	5	10	4	3
NB	1	0	1	0
NS	0	2	2	0
NL	0	0	1	0
BC	0	1	3	3
<b>National</b>	<b>37</b>	<b>64</b>	<b>37</b>	<b>11</b>



Skills Ratings - pediatric	Entry to practice	Experienced	Senior	Expert
AB	4.33	4.65	4.33	5.20
SK	#N/A	3.67	4.67	#N/A
MB	#N/A	2.00	#N/A	#N/A
ON	4.00	4.60	4.40	5.33
QC	4.43	4.38	4.69	4.20
NB	#N/A	#N/A	#N/A	5.00
NS	#N/A	5.00	#N/A	#N/A
NL	#N/A	#N/A	3.50	#N/A
BC	#N/A	#N/A	4.67	4.00
<b>National</b>	<b>4.39</b>	<b>4.42</b>	<b>4.48</b>	<b>4.72</b>

Number of respondents	Entry to practice	Experienced	Senior	Expert
AB	12	20	12	5
SK	0	3	3	0
MB	0	2	1	0
ON	6	10	5	3
QC	7	24	13	5
NB	1	1	0	2
NS	0	2	0	0
NL	0	0	2	1
BC	0	0	3	2
<b>National</b>	<b>28</b>	<b>62</b>	<b>40</b>	<b>18</b>

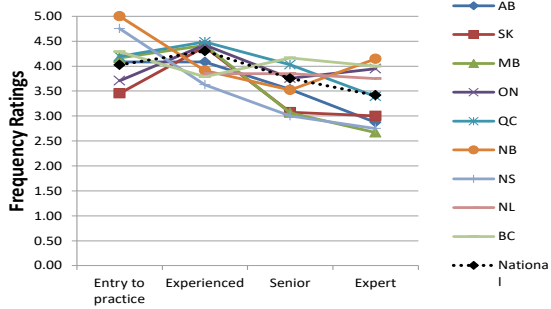


Skills Ratings - adult	Entry to practice	Experienced	Senior	Expert
AB	4.14	4.31	4.56	4.46
SK	3.82	4.17	4.60	4.50
MB	3.82	4.27	4.23	4.33
ON	4.22	4.36	4.35	4.82
QC	4.22	4.20	4.25	4.38
NB	4.17	4.38	4.59	4.57
NS	4.67	3.55	4.00	4.00
NL	#N/A	4.16	4.00	5.33
BC	2.57	4.25	4.54	4.75
<b>National</b>	<b>4.09</b>	<b>4.23</b>	<b>4.36</b>	<b>4.56</b>

Number of respondents	Entry to practice	Experienced	Senior	Expert
AB	141	142	52	13
SK	11	30	10	4
MB	11	45	13	3
ON	41	97	52	11
QC	41	321	87	26
NB	6	16	17	7
NS	3	20	8	3
NL	0	25	12	3
BC	7	32	24	8
<b>National</b>	<b>264</b>	<b>730</b>	<b>277</b>	<b>79</b>

### C3 - Administer Medication and Substances

C3.4 - Evaluate response to medication or substance administration

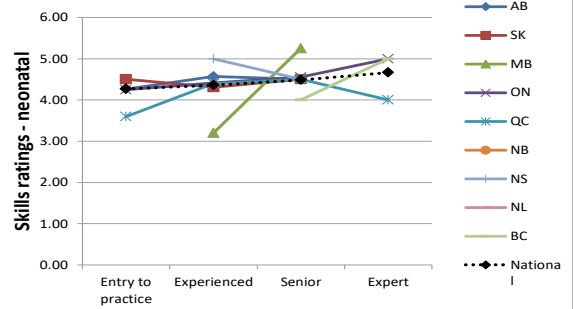


Frequency Ratings	Entry to practice	Experienced	Senior	Expert
AB	4.08	4.08	3.54	2.88
SK	3.45	4.38	3.08	3.00
MB	4.17	4.42	3.07	2.67
ON	3.71	4.42	3.75	3.95
QC	4.19	4.49	4.03	3.39
NB	5.00	3.91	3.52	4.14
NS	4.75	3.63	3.00	2.75
NL	#N/A	3.85	3.85	3.75
BC	4.29	3.79	4.17	4.00
<b>National</b>	<b>4.02</b>	<b>4.30</b>	<b>3.75</b>	<b>3.42</b>

Number of respondents	Entry to practice	Experienced	Senior	Expert
AB	172	181	71	24
SK	11	39	13	4
MB	12	50	15	3
ON	62	116	69	20
QC	52	376	115	36
NB	7	23	21	7
NS	4	24	12	4
NL	1	27	13	4
BC	7	33	30	10
<b>National</b>	<b>335</b>	<b>871</b>	<b>362</b>	<b>113</b>

C3.4 - Evaluate response to medication or substance administration

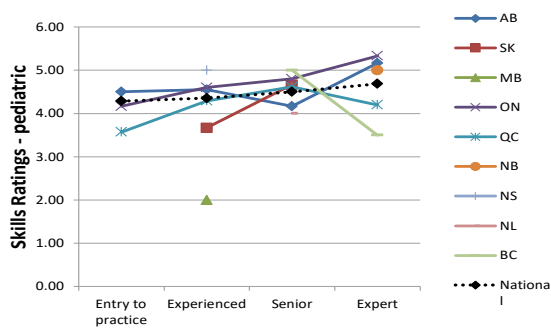


Skills Ratings - neonatal	Entry to practice	Experienced	Senior	Expert
AB	4.26	4.57	4.50	#N/A
SK	4.50	4.31	4.50	#N/A
MB	#N/A	3.20	5.25	#N/A
ON	4.25	4.42	4.56	5.00
QC	3.60	4.40	4.50	4.00
NB	#N/A	#N/A	#N/A	#N/A
NS	#N/A	5.00	4.50	#N/A
NL	#N/A	#N/A	#N/A	#N/A
BC	#N/A	#N/A	4.00	5.00
<b>National</b>	<b>4.27</b>	<b>4.36</b>	<b>4.49</b>	<b>4.67</b>

Number of respondents	Entry to practice	Experienced	Senior	Expert
AB	23	21	10	1
SK	2	13	2	0
MB	0	5	4	0
ON	4	12	9	5
QC	5	10	4	3
NB	1	0	1	0
NS	0	2	2	0
NL	0	0	1	0
BC	0	1	3	3
<b>National</b>	<b>37</b>	<b>64</b>	<b>37</b>	<b>12</b>

C3.4 - Evaluate response to medication or substance administration

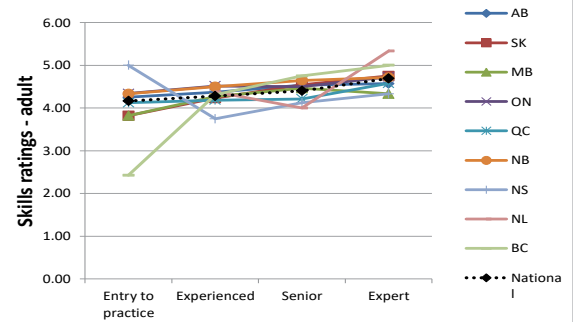


Skills Ratings - pediatric	Entry to practice	Experienced	Senior	Expert
AB	4.50	4.55	4.17	5.17
SK	#N/A	3.67	4.67	#N/A
MB	#N/A	2.00	#N/A	#N/A
ON	4.17	4.60	4.80	5.33
QC	3.57	4.29	4.62	4.20
NB	#N/A	#N/A	#N/A	5.00
NS	#N/A	5.00	#N/A	#N/A
NL	#N/A	#N/A	4.00	#N/A
BC	#N/A	#N/A	5.00	3.50
<b>National</b>	<b>4.29</b>	<b>4.35</b>	<b>4.50</b>	<b>4.68</b>

Number of respondents	Entry to practice	Experienced	Senior	Expert
AB	12	20	12	6
SK	0	3	3	0
MB	0	2	1	0
ON	6	10	5	3
QC	7	24	13	5
NB	1	1	0	2
NS	0	2	0	0
NL	0	0	2	1
BC	0	0	3	2
<b>National</b>	<b>28</b>	<b>62</b>	<b>40</b>	<b>19</b>

C3.4 - Evaluate response to medication or substance administration

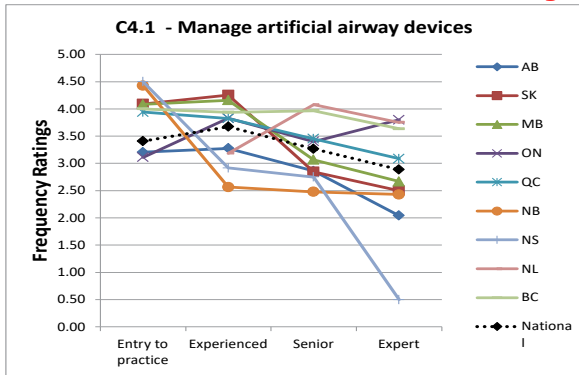


Skills Ratings - adult	Entry to practice	Experienced	Senior	Expert
AB	4.26	4.37	4.54	4.57
SK	3.82	4.23	4.55	4.75
MB	3.82	4.27	4.46	4.33
ON	4.34	4.52	4.50	4.73
QC	4.12	4.19	4.21	4.58
NB	4.33	4.50	4.65	4.71
NS	5.00	3.75	4.13	4.33
NL	#N/A	4.38	4.00	5.33
BC	2.43	4.31	4.75	5.00
<b>National</b>	<b>4.16</b>	<b>4.28</b>	<b>4.40</b>	<b>4.69</b>

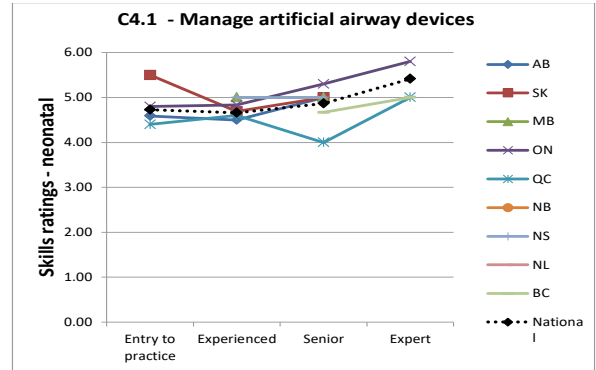
Number of respondents	Entry to practice	Experienced	Senior	Expert
AB	141	144	52	14
SK	11	30	11	4
MB	11	45	13	3
ON	41	97	52	11
QC	41	324	89	26
NB	6	16	17	7
NS	3	20	8	3
NL	0	24	12	3
BC	7	32	24	9
<b>National</b>	<b>264</b>	<b>734</b>	<b>280</b>	<b>81</b>

## C4 - Manage Airway



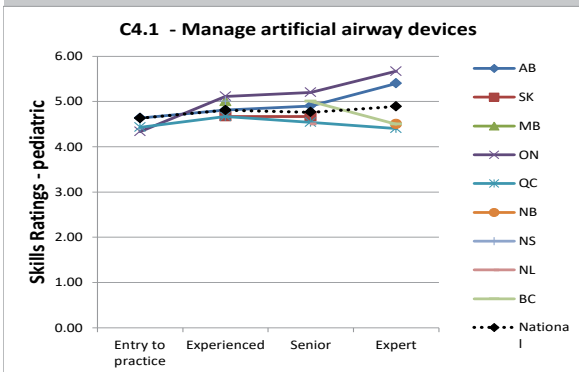
Frequency Ratings	Entry to practice	Experienced	Senior	Expert
AB	3.20	3.27	2.86	2.04
SK	4.09	4.26	2.85	2.50
MB	4.08	4.16	3.07	2.67
ON	3.11	3.83	3.40	3.80
QC	3.94	3.83	3.45	3.09
NB	4.43	2.57	2.48	2.43
NS	4.50	2.92	2.75	0.50
NL	#N/A	3.19	4.08	3.75
BC	4.00	3.94	3.97	3.64
<b>National</b>	<b>3.41</b>	<b>3.67</b>	<b>3.27</b>	<b>2.88</b>

Number of respondents	Entry to practice	Experienced	Senior	Expert
AB	171	182	71	24
SK	11	39	13	4
MB	12	50	15	3
ON	62	117	70	20
QC	52	374	115	35
NB	7	23	21	7
NS	4	24	12	4
NL	1	27	13	4
BC	7	33	29	11
<b>National</b>	<b>334</b>	<b>871</b>	<b>362</b>	<b>113</b>



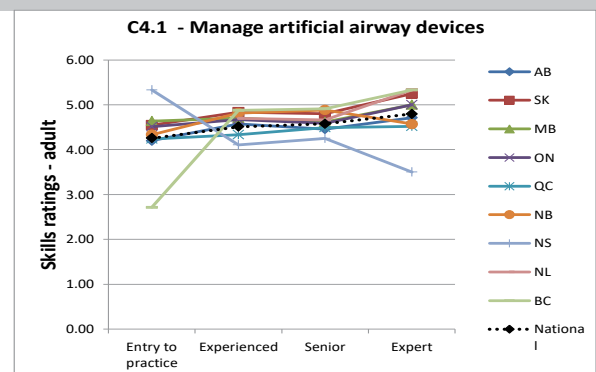
Skills Ratings - neonatal	Entry to practice	Experienced	Senior	Expert
AB	4.59	4.50	5.00	#N/A
SK	5.50	4.69	5.00	#N/A
MB	#N/A	5.00	5.00	#N/A
ON	4.80	4.83	5.30	5.80
QC	4.40	4.60	4.00	5.00
NB	#N/A	#N/A	#N/A	#N/A
NS	#N/A	5.00	5.00	#N/A
NL	#N/A	#N/A	#N/A	#N/A
BC	#N/A	#N/A	4.67	5.00
<b>National</b>	<b>4.73</b>	<b>4.66</b>	<b>4.87</b>	<b>5.42</b>

Number of respondents	Entry to practice	Experienced	Senior	Expert
AB	22	22	10	1
SK	2	13	2	0
MB	0	5	4	0
ON	5	12	10	5
QC	5	10	4	3
NB	1	0	1	0
NS	0	2	2	0
NL	0	0	1	0
BC	0	1	3	3
<b>National</b>	<b>37</b>	<b>65</b>	<b>38</b>	<b>12</b>



Skills Ratings - pediatric	Entry to practice	Experienced	Senior	Expert
AB	4.64	4.81	4.90	5.40
SK	#N/A	4.67	4.67	#N/A
MB	#N/A	5.00	#N/A	#N/A
ON	4.33	5.11	5.20	5.67
QC	4.43	4.67	4.54	4.40
NB	#N/A	#N/A	#N/A	4.50
NS	#N/A	5.00	#N/A	#N/A
NL	#N/A	#N/A	4.50	#N/A
BC	#N/A	#N/A	5.00	4.50
<b>National</b>	<b>4.63</b>	<b>4.81</b>	<b>4.76</b>	<b>4.89</b>

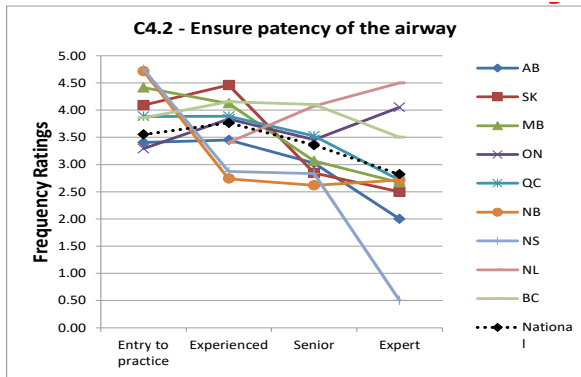
Number of respondents	Entry to practice	Experienced	Senior	Expert
AB	11	21	10	5
SK	0	3	3	0
MB	0	2	1	0
ON	6	9	5	3
QC	7	24	13	5
NB	1	1	0	2
NS	0	2	0	0
NL	0	0	2	1
BC	0	0	3	2
<b>National</b>	<b>27</b>	<b>62</b>	<b>38</b>	<b>18</b>



Skills Ratings - adult	Entry to practice	Experienced	Senior	Expert
AB	4.20	4.57	4.46	4.71
SK	4.55	4.83	4.80	5.25
MB	4.64	4.70	4.62	5.00
ON	4.51	4.67	4.58	5.00
QC	4.24	4.34	4.49	4.52
NB	4.33	4.81	4.88	4.57
NS	5.33	4.11	4.25	3.50
NL	#N/A	4.70	4.67	5.33
BC	2.71	4.88	4.91	5.33
<b>National</b>	<b>4.26</b>	<b>4.51</b>	<b>4.58</b>	<b>4.80</b>

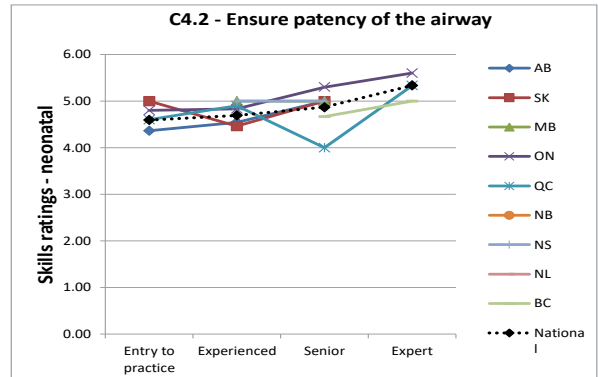
Number of respondents	Entry to practice	Experienced	Senior	Expert
AB	135	140	50	14
SK	11	30	10	4
MB	11	44	13	3
ON	43	94	53	11
QC	42	315	91	25
NB	6	16	17	7
NS	3	19	8	2
NL	0	23	12	3
BC	7	32	23	9
<b>National</b>	<b>261</b>	<b>715</b>	<b>279</b>	<b>79</b>

## C4 - Manage Airway



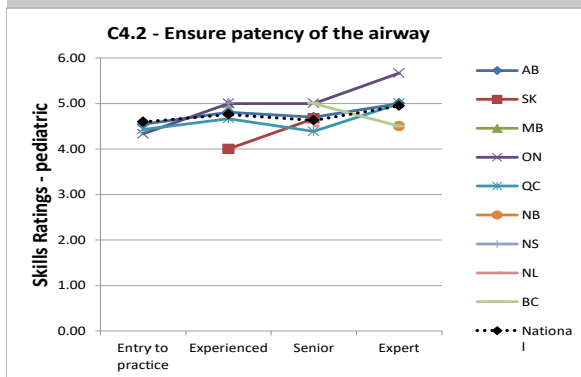
Frequency Ratings	Entry to practice	Experienced	Senior	Expert
AB	3.40	3.45	3.03	2.00
SK	4.09	4.46	2.85	2.50
MB	4.42	4.12	3.07	2.67
ON	3.29	3.84	3.46	4.05
QC	3.88	3.89	3.53	2.71
NB	4.71	2.74	2.62	2.71
NS	4.75	2.88	2.83	0.50
NL	#N/A	3.41	4.08	4.50
BC	3.86	4.15	4.10	3.50
<b>National</b>	<b>3.55</b>	<b>3.76</b>	<b>3.35</b>	<b>2.82</b>

Number of respondents	Entry to practice	Experienced	Senior	Expert
AB	171	182	71	24
SK	11	39	13	4
MB	12	49	15	3
ON	62	116	70	19
QC	52	374	114	35
NB	7	23	21	7
NS	4	24	12	4
NL	1	27	13	4
BC	7	33	29	10
<b>National</b>	<b>334</b>	<b>869</b>	<b>361</b>	<b>111</b>



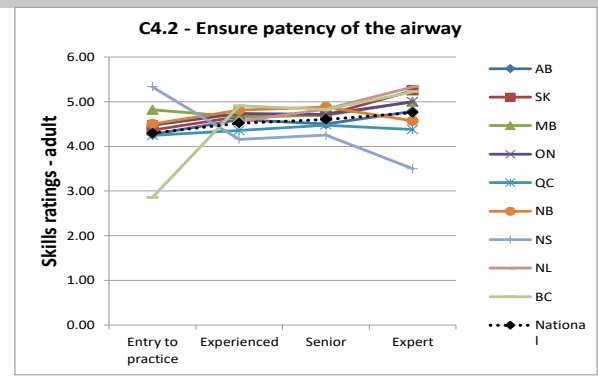
Skills Ratings - neonatal	Entry to practice	Experienced	Senior	Expert
AB	4.36	4.55	5.00	#N/A
SK	5.00	4.46	5.00	#N/A
MB	#N/A	5.00	5.00	#N/A
ON	4.80	4.83	5.30	5.60
QC	4.60	4.90	4.00	5.33
NB	#N/A	#N/A	#N/A	#N/A
NS	#N/A	5.00	5.00	#N/A
NL	#N/A	#N/A	#N/A	#N/A
BC	#N/A	#N/A	4.67	5.00
<b>National</b>	<b>4.59</b>	<b>4.69</b>	<b>4.87</b>	<b>5.33</b>

Number of respondents	Entry to practice	Experienced	Senior	Expert
AB	22	22	10	1
SK	2	13	2	0
MB	0	5	4	0
ON	5	12	10	5
QC	5	10	4	3
NB	1	0	1	0
NS	0	2	2	0
NL	0	0	1	0
BC	0	1	3	3
<b>National</b>	<b>37</b>	<b>65</b>	<b>38</b>	<b>12</b>



Skills Ratings - pediatric	Entry to practice	Experienced	Senior	Expert
AB	4.55	4.81	4.70	5.00
SK	#N/A	4.00	4.67	#N/A
MB	#N/A	5.00	#N/A	#N/A
ON	4.33	5.00	5.00	5.67
QC	4.43	4.67	4.38	5.00
NB	#N/A	#N/A	#N/A	4.50
NS	#N/A	5.00	#N/A	#N/A
NL	#N/A	#N/A	4.50	#N/A
BC	#N/A	#N/A	5.00	4.50
<b>National</b>	<b>4.59</b>	<b>4.76</b>	<b>4.63</b>	<b>4.94</b>

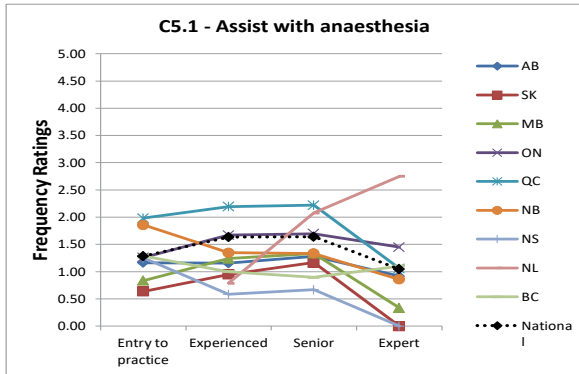
Number of respondents	Entry to practice	Experienced	Senior	Expert
AB	11	21	10	5
SK	0	3	3	0
MB	0	2	1	0
ON	6	9	5	3
QC	7	24	13	5
NB	1	1	0	2
NS	0	2	0	0
NL	0	0	2	1
BC	0	0	3	2
<b>National</b>	<b>27</b>	<b>62</b>	<b>38</b>	<b>18</b>



Skills Ratings - adult	Entry to practice	Experienced	Senior	Expert
AB	4.27	4.60	4.50	4.79
SK	4.36	4.67	4.70	5.25
MB	4.82	4.66	4.69	5.00
ON	4.48	4.73	4.72	5.00
QC	4.24	4.35	4.48	4.38
NB	4.50	4.81	4.88	4.57
NS	5.33	4.16	4.25	3.50
NL	#N/A	4.57	4.83	5.33
BC	2.86	4.91	4.83	5.22
<b>National</b>	<b>4.30</b>	<b>4.52</b>	<b>4.60</b>	<b>4.76</b>

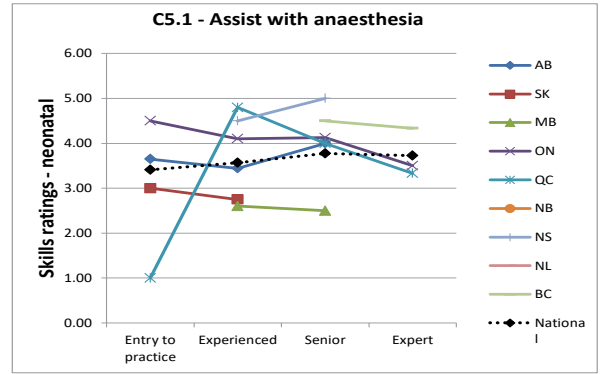
Number of respondents	Entry to practice	Experienced	Senior	Expert
AB	135	141	50	14
SK	11	30	10	4
MB	11	44	13	3
ON	44	94	53	11
QC	41	316	90	24
NB	6	16	17	7
NS	3	19	8	2
NL	0	23	12	3
BC	7	32	23	9
<b>National</b>	<b>261</b>	<b>717</b>	<b>278</b>	<b>78</b>

## C5 - Perform Anaesthesia Assistance



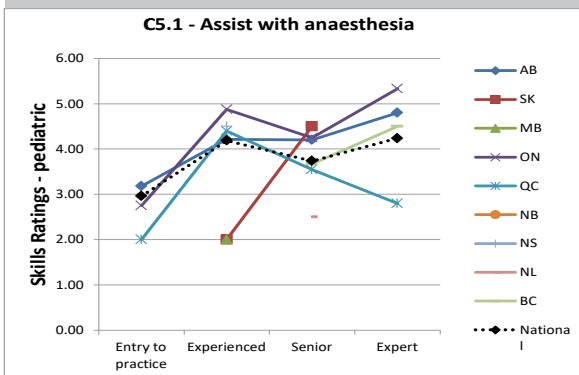
Frequency Ratings	Entry to practice	Experienced	Senior	Expert
AB	1.16	1.15	1.28	0.92
SK	0.64	0.95	1.17	0.00
MB	0.83	1.24	1.33	0.33
ON	1.26	1.67	1.70	1.45
QC	1.98	2.20	2.22	1.06
NB	1.86	1.35	1.33	0.86
NS	1.25	0.58	0.67	0.00
NL	#N/A	0.79	2.08	2.75
BC	1.29	1.00	0.89	1.10
<b>National</b>	<b>1.28</b>	<b>1.64</b>	<b>1.64</b>	<b>1.04</b>

Number of respondents	Entry to practice	Experienced	Senior	Expert
AB	172	182	71	24
SK	11	39	12	4
MB	12	50	15	3
ON	62	115	69	20
QC	52	374	114	35
NB	7	23	21	7
NS	4	24	12	4
NL	1	28	13	4
BC	7	33	28	10
<b>National</b>	<b>335</b>	<b>870</b>	<b>358</b>	<b>112</b>



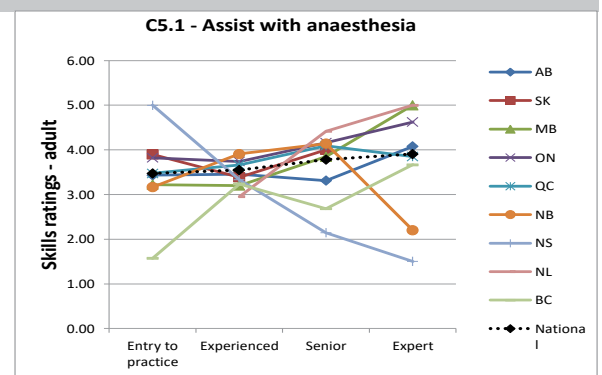
Skills Ratings - neonatal	Entry to practice	Experienced	Senior	Expert
AB	3.65	3.44	4.00	#N/A
SK	3.00	2.75	#N/A	#N/A
MB	#N/A	2.60	2.50	#N/A
ON	4.50	4.10	4.13	3.50
QC	1.00	4.80	4.00	3.33
NB	#N/A	#N/A	#N/A	#N/A
NS	#N/A	4.50	5.00	#N/A
NL	#N/A	#N/A	#N/A	#N/A
BC	#N/A	#N/A	4.50	4.33
<b>National</b>	<b>3.41</b>	<b>3.57</b>	<b>3.77</b>	<b>3.73</b>

Number of respondents	Entry to practice	Experienced	Senior	Expert
AB	20	18	9	1
SK	2	12	1	0
MB	0	5	4	0
ON	4	10	8	4
QC	5	10	2	3
NB	1	0	1	0
NS	0	2	2	0
NL	0	0	1	0
BC	0	1	2	3
<b>National</b>	<b>34</b>	<b>58</b>	<b>31</b>	<b>11</b>



Skills Ratings - pediatric	Entry to practice	Experienced	Senior	Expert
AB	3.18	4.21	4.20	4.80
SK	#N/A	2.00	4.50	#N/A
MB	#N/A	2.00	#N/A	#N/A
ON	2.75	4.88	4.25	5.33
QC	2.00	4.40	3.55	2.80
NB	#N/A	#N/A	#N/A	#N/A
NS	#N/A	4.50	#N/A	#N/A
NL	#N/A	#N/A	2.50	#N/A
BC	#N/A	#N/A	3.67	4.50
<b>National</b>	<b>2.96</b>	<b>4.19</b>	<b>3.74</b>	<b>4.24</b>

Number of respondents	Entry to practice	Experienced	Senior	Expert
AB	11	19	10	5
SK	0	3	2	0
MB	0	2	1	0
ON	4	8	4	3
QC	7	20	11	5
NB	1	0	0	1
NS	0	2	0	0
NL	0	0	2	1
BC	0	0	3	2
<b>National</b>	<b>25</b>	<b>54</b>	<b>34</b>	<b>17</b>

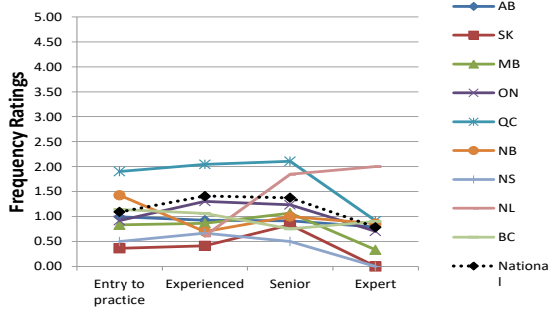


Skills Ratings - adult	Entry to practice	Experienced	Senior	Expert
AB	3.43	3.46	3.31	4.08
SK	3.90	3.38	4.00	#N/A
MB	3.22	3.20	3.85	5.00
ON	3.82	3.74	4.16	4.63
QC	3.47	3.67	4.09	3.85
NB	3.17	3.91	4.14	2.20
NS	5.00	3.33	2.14	1.50
NL	#N/A	2.95	4.42	5.00
BC	1.57	3.23	2.68	3.67
<b>National</b>	<b>3.47</b>	<b>3.55</b>	<b>3.78</b>	<b>3.91</b>

Number of respondents	Entry to practice	Experienced	Senior	Expert
AB	132	129	45	13
SK	10	26	9	1
MB	9	40	13	3
ON	39	85	44	8
QC	38	287	78	20
NB	6	11	14	5
NS	3	12	7	2
NL	0	20	12	2
BC	7	30	19	9
<b>National</b>	<b>246</b>	<b>641</b>	<b>243</b>	<b>64</b>

## C5 - Perform Anaesthesia Assistance

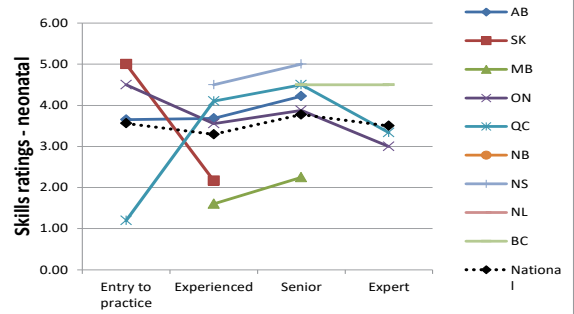
C5.2 - Manage homeo-stasis of a patient during anaesthesia



Frequency Ratings	Entry to practice	Experienced	Senior	Expert
AB	0.99	0.92	0.92	0.79
SK	0.36	0.41	0.83	0.00
MB	0.83	0.86	1.07	0.33
ON	0.92	1.30	1.24	0.70
QC	1.90	2.04	2.11	0.91
NB	1.43	0.70	1.00	0.86
NS	0.50	0.67	0.50	0.00
NL	#N/A	0.61	1.85	2.00
BC	1.14	1.06	0.75	0.90
<b>National</b>	<b>1.09</b>	<b>1.41</b>	<b>1.38</b>	<b>0.78</b>

Number of respondents	Entry to practice	Experienced	Senior	Expert
AB	172	180	71	24
SK	11	39	12	4
MB	12	50	15	3
ON	62	115	68	20
QC	52	374	114	35
NB	7	23	21	7
NS	4	24	12	4
NL	1	28	13	3
BC	7	33	28	10
<b>National</b>	<b>335</b>	<b>868</b>	<b>357</b>	<b>111</b>

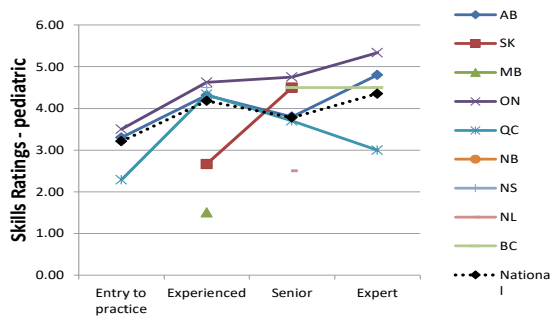
C5.2 - Manage homeo-stasis of a patient during anaesthesia



Skills Ratings - neonatal	Entry to practice	Experienced	Senior	Expert
AB	3.65	3.68	4.22	#N/A
SK	5.00	2.17	#N/A	#N/A
MB	#N/A	1.60	2.25	#N/A
ON	4.50	3.56	3.88	3.00
QC	1.20	4.10	4.50	3.33
NB	#N/A	#N/A	#N/A	#N/A
NS	#N/A	4.50	5.00	#N/A
NL	#N/A	#N/A	#N/A	#N/A
BC	#N/A	#N/A	4.50	4.50
<b>National</b>	<b>3.56</b>	<b>3.29</b>	<b>3.77</b>	<b>3.50</b>

Number of respondents	Entry to practice	Experienced	Senior	Expert
AB	20	19	9	1
SK	2	12	1	0
MB	0	5	4	0
ON	4	9	8	4
QC	5	10	2	3
NB	1	0	1	0
NS	0	2	2	0
NL	0	0	1	0
BC	0	1	2	2
<b>National</b>	<b>34</b>	<b>58</b>	<b>31</b>	<b>10</b>

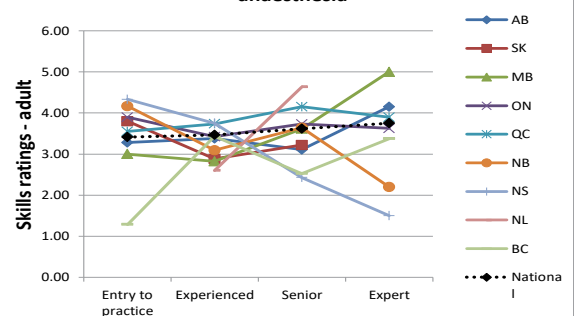
C5.2 - Manage homeo-stasis of a patient during anaesthesia



Skills Ratings - pediatric	Entry to practice	Experienced	Senior	Expert
AB	3.30	4.32	3.80	4.80
SK	#N/A	2.67	4.50	#N/A
MB	#N/A	1.50	#N/A	#N/A
ON	3.50	4.63	4.75	5.33
QC	2.29	4.33	3.70	3.00
NB	#N/A	#N/A	#N/A	#N/A
NS	#N/A	4.50	#N/A	#N/A
NL	#N/A	#N/A	2.50	#N/A
BC	#N/A	#N/A	4.50	4.50
<b>National</b>	<b>3.21</b>	<b>4.18</b>	<b>3.78</b>	<b>4.35</b>

Number of respondents	Entry to practice	Experienced	Senior	Expert
AB	10	19	10	5
SK	0	3	2	0
MB	0	2	1	0
ON	4	8	4	3
QC	7	21	10	5
NB	1	0	0	1
NS	0	2	0	0
NL	0	0	2	1
BC	0	0	2	2
<b>National</b>	<b>24</b>	<b>55</b>	<b>32</b>	<b>17</b>

C5.2 - Manage homeo-stasis of a patient during anaesthesia

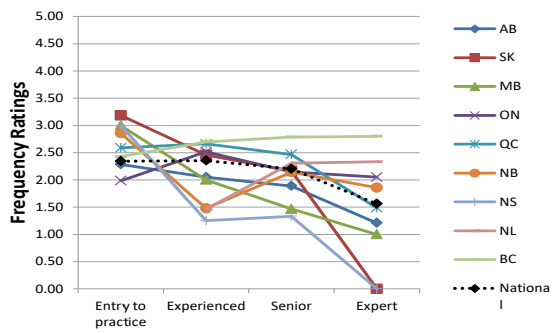


Skills Ratings - adult	Entry to practice	Experienced	Senior	Expert
AB	3.28	3.38	3.11	4.15
SK	3.80	2.88	3.22	#N/A
MB	3.00	2.82	3.62	5.00
ON	3.90	3.42	3.73	3.63
QC	3.55	3.74	4.15	3.89
NB	4.17	3.09	3.64	2.20
NS	4.33	3.75	2.43	1.50
NL	#N/A	2.60	4.64	#N/A
BC	1.29	3.43	2.53	3.38
<b>National</b>	<b>3.41</b>	<b>3.47</b>	<b>3.62</b>	<b>3.75</b>

Number of respondents	Entry to practice	Experienced	Senior	Expert
AB	129	127	46	13
SK	10	26	9	1
MB	8	39	13	3
ON	39	85	41	8
QC	38	281	78	19
NB	6	11	14	5
NS	3	12	7	2
NL	0	20	11	1
BC	7	30	19	8
<b>National</b>	<b>242</b>	<b>632</b>	<b>240</b>	<b>61</b>

## C5 - Perform Anaesthesia Assistance

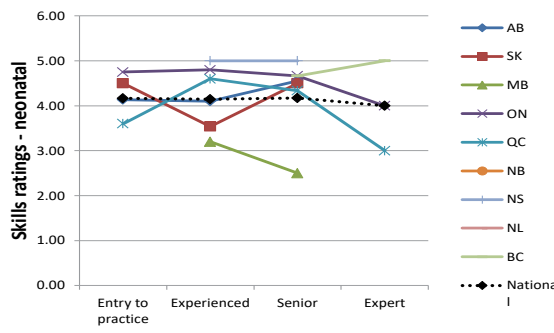
**C5.3 - Manage the patient during sedation**



Frequency Ratings	Entry to practice	Experienced	Senior	Expert
AB	2.28	2.05	1.89	1.21
SK	3.18	2.46	2.17	0.00
MB	3.00	2.00	1.47	1.00
ON	1.98	2.51	2.15	2.05
QC	2.59	2.66	2.46	1.49
NB	2.86	1.48	2.14	1.86
NS	3.00	1.25	1.33	0.00
NL	#N/A	1.46	2.31	2.33
BC	2.43	2.70	2.79	2.80
<b>National</b>	<b>2.34</b>	<b>2.35</b>	<b>2.20</b>	<b>1.56</b>

Number of respondents	Entry to practice	Experienced	Senior	Expert
AB	172	181	71	24
SK	11	39	12	4
MB	12	50	15	3
ON	62	115	68	20
QC	51	374	114	35
NB	7	23	21	7
NS	4	24	12	4
NL	1	28	13	3
BC	7	33	28	10
<b>National</b>	<b>334</b>	<b>869</b>	<b>357</b>	<b>111</b>

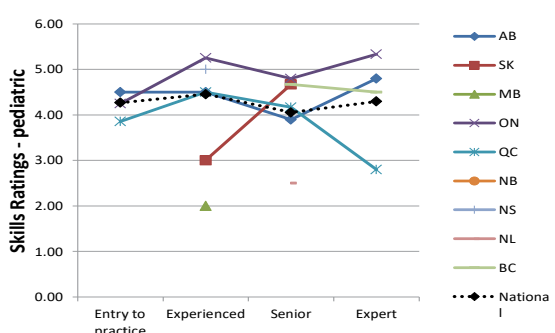
**C5.3 - Manage the patient during sedation**



Skills Ratings - neonatal	Entry to practice	Experienced	Senior	Expert
AB	4.14	4.10	4.56	#N/A
SK	4.50	3.54	4.50	#N/A
MB	#N/A	3.20	2.50	#N/A
ON	4.75	4.80	4.67	4.00
QC	3.60	4.60	4.33	3.00
NB	#N/A	#N/A	#N/A	#N/A
NS	#N/A	5.00	5.00	#N/A
NL	#N/A	#N/A	#N/A	#N/A
BC	#N/A	#N/A	4.67	5.00
<b>National</b>	<b>4.17</b>	<b>4.15</b>	<b>4.17</b>	<b>4.00</b>

Number of respondents	Entry to practice	Experienced	Senior	Expert
AB	22	20	9	1
SK	2	13	2	0
MB	0	5	4	0
ON	4	10	9	4
QC	5	10	3	3
NB	1	0	1	0
NS	0	2	2	0
NL	0	0	1	0
BC	0	1	3	3
<b>National</b>	<b>36</b>	<b>61</b>	<b>35</b>	<b>11</b>

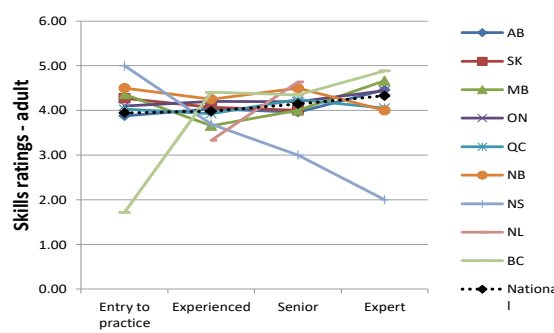
**C5.3 - Manage the patient during sedation**



Skills Ratings - pediatric	Entry to practice	Experienced	Senior	Expert
AB	4.50	4.50	3.90	4.80
SK	#N/A	3.00	4.67	#N/A
MB	#N/A	2.00	#N/A	#N/A
ON	4.25	5.25	4.80	5.33
QC	3.86	4.50	4.17	2.80
NB	#N/A	#N/A	#N/A	#N/A
NS	#N/A	5.00	#N/A	#N/A
NL	#N/A	2.50	#N/A	#N/A
BC	#N/A	#N/A	4.67	4.50
<b>National</b>	<b>4.27</b>	<b>4.46</b>	<b>4.05</b>	<b>4.29</b>

Number of respondents	Entry to practice	Experienced	Senior	Expert
AB	12	20	10	5
SK	0	3	3	0
MB	0	2	1	0
ON	4	8	5	3
QC	7	22	12	5
NB	1	0	0	1
NS	0	2	0	0
NL	0	0	2	1
BC	0	0	3	2
<b>National</b>	<b>26</b>	<b>57</b>	<b>37</b>	<b>17</b>

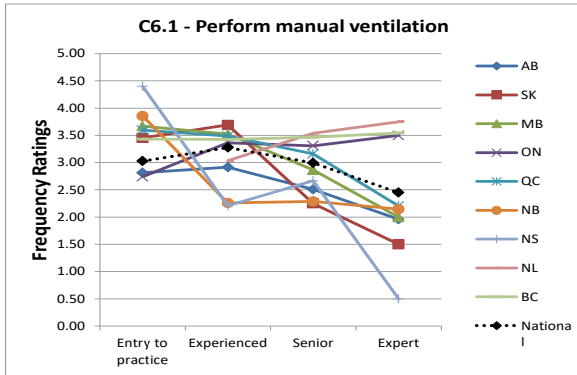
**C5.3 - Manage the patient during sedation**



Skills Ratings - adult	Entry to practice	Experienced	Senior	Expert
AB	3.88	4.04	3.96	4.46
SK	4.27	4.07	4.00	#N/A
MB	4.36	3.66	4.00	4.67
ON	4.10	4.20	4.20	4.44
QC	4.03	3.92	4.25	4.05
NB	4.50	4.25	4.50	4.00
NS	5.00	3.69	3.00	2.00
NL	#N/A	3.33	4.64	#N/A
BC	1.71	4.41	4.35	4.89
<b>National</b>	<b>3.94</b>	<b>3.98</b>	<b>4.15</b>	<b>4.33</b>

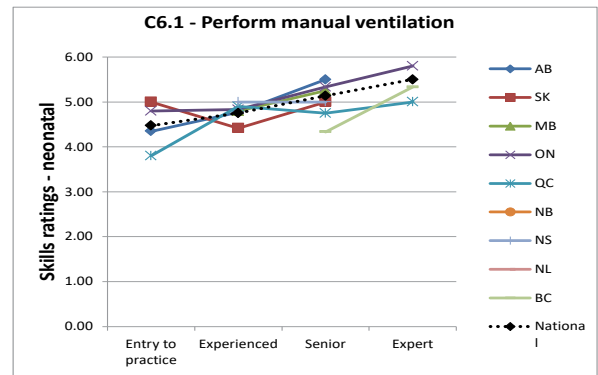
Number of respondents	Entry to practice	Experienced	Senior	Expert
AB	131	134	49	13
SK	11	28	9	1
MB	11	41	13	3
ON	41	93	46	9
QC	38	293	81	20
NB	6	12	14	5
NS	3	13	8	2
NL	0	21	11	1
BC	7	32	20	9
<b>National</b>	<b>251</b>	<b>668</b>	<b>253</b>	<b>64</b>

## C6 - Provide Optimal Ventilation Assistance



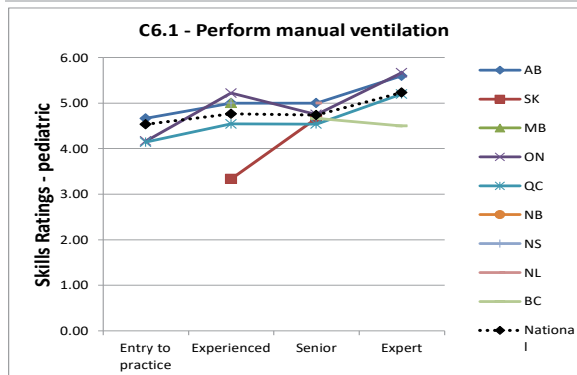
Frequency Ratings	Entry to practice	Experienced	Senior	Expert
AB	2.81	2.92	2.51	1.96
SK	3.45	3.69	2.25	1.50
MB	3.67	3.52	2.87	2.00
ON	2.74	3.37	3.31	3.50
QC	3.60	3.49	3.16	2.20
NB	3.86	2.26	2.29	2.14
NS	4.40	2.21	2.67	0.50
NL	#N/A	3.04	3.54	3.75
BC	3.43	3.42	3.46	3.55
<b>National</b>	<b>3.03</b>	<b>3.28</b>	<b>2.99</b>	<b>2.45</b>

Number of respondents	Entry to practice	Experienced	Senior	Expert
AB	171	181	71	24
SK	11	39	12	4
MB	12	50	15	3
ON	62	115	68	20
QC	52	373	114	35
NB	7	23	21	7
NS	5	24	12	4
NL	1	28	13	4
BC	7	33	28	11
<b>National</b>	<b>335</b>	<b>868</b>	<b>357</b>	<b>113</b>



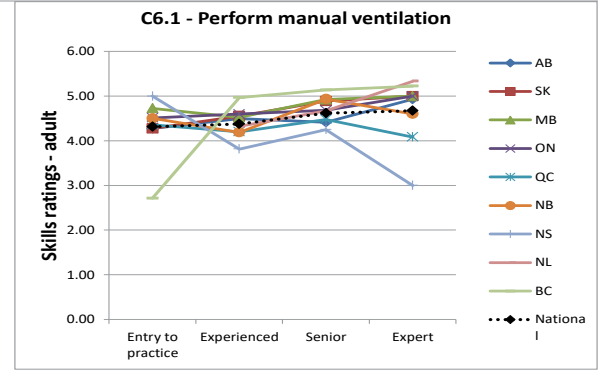
Skills Ratings - neonatal	Entry to practice	Experienced	Senior	Expert
AB	4.35	4.77	5.50	#N/A
SK	5.00	4.42	5.00	#N/A
MB	#N/A	4.80	5.25	#N/A
ON	4.80	4.83	5.33	5.80
QC	3.80	4.90	4.75	5.00
NB	#N/A	#N/A	#N/A	#N/A
NS	#N/A	5.00	5.00	#N/A
NL	#N/A	#N/A	#N/A	#N/A
BC	#N/A	#N/A	4.33	5.33
<b>National</b>	<b>4.47</b>	<b>4.75</b>	<b>5.14</b>	<b>5.50</b>

Number of respondents	Entry to practice	Experienced	Senior	Expert
AB	23	22	10	1
SK	2	12	2	0
MB	0	5	4	0
ON	5	12	9	5
QC	5	10	4	3
NB	1	0	1	0
NS	0	2	2	0
NL	0	0	1	0
BC	0	1	3	3
<b>National</b>	<b>38</b>	<b>64</b>	<b>37</b>	<b>12</b>



Skills Ratings - pediatric	Entry to practice	Experienced	Senior	Expert
AB	4.67	5.00	5.00	5.60
SK	#N/A	3.33	4.67	#N/A
MB	#N/A	5.00	#N/A	#N/A
ON	4.17	5.22	4.75	5.67
QC	4.14	4.54	4.54	5.20
NB	#N/A	#N/A	#N/A	#N/A
NS	#N/A	5.00	#N/A	#N/A
NL	#N/A	#N/A	5.00	#N/A
BC	#N/A	#N/A	4.67	4.50
<b>National</b>	<b>4.54</b>	<b>4.76</b>	<b>4.74</b>	<b>5.24</b>

Number of respondents	Entry to practice	Experienced	Senior	Expert
AB	12	21	11	5
SK	0	3	3	0
MB	0	2	1	0
ON	6	9	4	3
QC	7	24	13	5
NB	1	1	0	1
NS	0	2	0	0
NL	0	1	2	1
BC	0	0	3	2
<b>National</b>	<b>28</b>	<b>63</b>	<b>38</b>	<b>17</b>

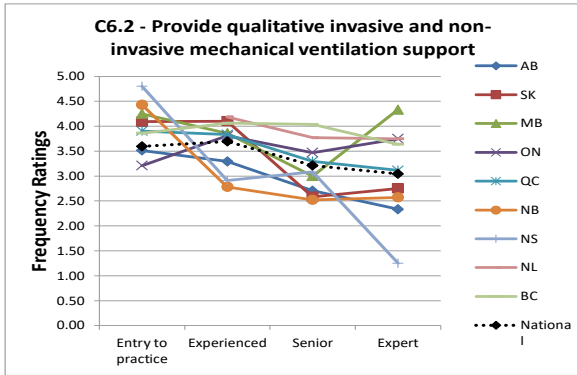


Skills Ratings - adult	Entry to practice	Experienced	Senior	Expert
AB	4.27	4.50	4.41	4.93
SK	4.27	4.55	4.89	5.00
MB	4.27	4.52	4.92	5.00
ON	4.51	4.60	4.68	5.00
QC	4.36	4.20	4.48	4.08
NB	4.50	4.19	4.93	4.60
NS	5.00	3.81	4.25	3.00
NL	#N/A	4.32	4.67	5.33
BC	2.71	4.97	5.14	5.22
<b>National</b>	<b>4.31</b>	<b>4.38</b>	<b>4.62</b>	<b>4.67</b>

Number of respondents	Entry to practice	Experienced	Senior	Expert
AB	131	139	51	14
SK	11	29	9	4
MB	11	44	13	3
ON	43	92	50	11
QC	42	309	86	24
NB	6	16	15	5
NS	4	16	8	2
NL	0	25	12	3
BC	7	32	22	9
<b>National</b>	<b>258</b>	<b>704</b>	<b>268</b>	<b>76</b>

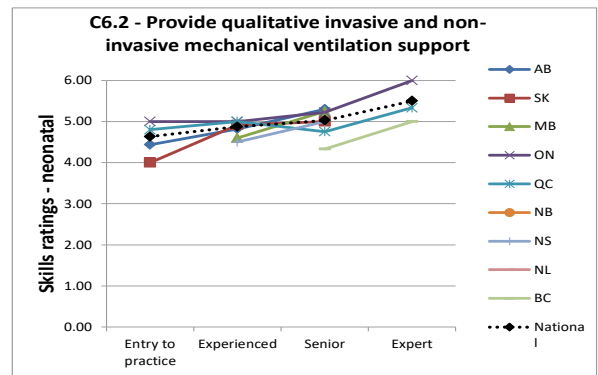


## C6 - Provide Optimal Ventilation Assistance



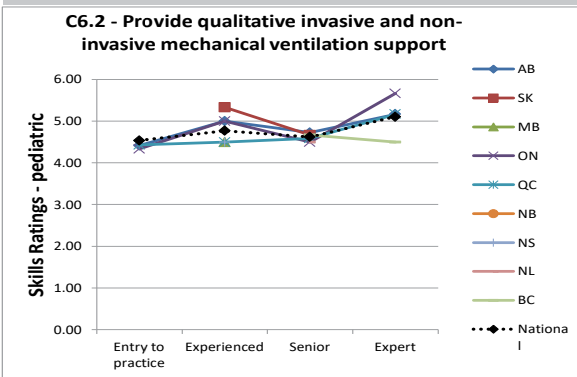
Frequency Ratings	Entry to practice	Experienced	Senior	Expert
AB	3.51	3.29	2.70	2.33
SK	4.09	4.10	2.58	2.75
MB	4.25	3.86	3.00	4.33
ON	3.21	3.81	3.47	3.75
QC	3.90	3.83	3.30	3.11
NB	4.43	2.78	2.52	2.57
NS	4.80	2.91	3.08	1.25
NL	#N/A	4.19	3.77	3.75
BC	3.86	4.06	4.04	3.64
<b>National</b>	<b>3.59</b>	<b>3.70</b>	<b>3.21</b>	<b>3.04</b>

Number of respondents	Entry to practice	Experienced	Senior	Expert
AB	171	181	71	24
SK	11	39	12	4
MB	12	49	15	3
ON	62	114	68	20
QC	52	372	114	35
NB	7	23	21	7
NS	5	22	12	4
NL	1	27	13	4
BC	7	33	28	11
<b>National</b>	<b>335</b>	<b>862</b>	<b>357</b>	<b>113</b>



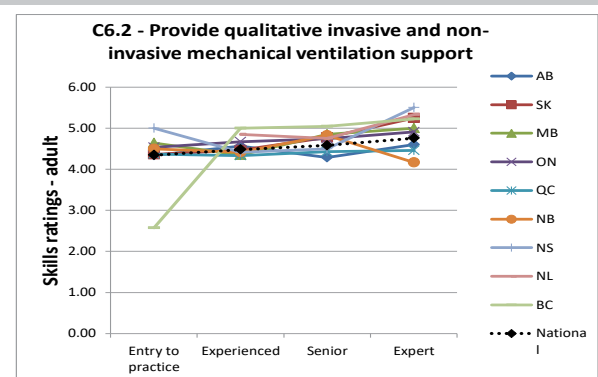
Skills Ratings - neonatal	Entry to practice	Experienced	Senior	Expert
AB	4.43	4.82	5.30	#N/A
SK	4.00	4.92	5.00	#N/A
MB	#N/A	4.60	5.25	#N/A
ON	5.00	5.00	5.22	6.00
QC	4.80	5.00	4.75	5.33
NB	#N/A	#N/A	#N/A	#N/A
NS	#N/A	4.50	5.00	#N/A
NL	#N/A	#N/A	#N/A	#N/A
BC	#N/A	#N/A	4.33	5.00
<b>National</b>	<b>4.63</b>	<b>4.88</b>	<b>5.03</b>	<b>5.50</b>

Number of respondents	Entry to practice	Experienced	Senior	Expert
AB	23	22	10	1
SK	2	12	2	0
MB	0	5	4	0
ON	5	12	9	5
QC	5	10	4	3
NB	1	0	1	0
NS	0	2	2	0
NL	0	0	1	0
BC	0	1	3	3
<b>National</b>	<b>38</b>	<b>64</b>	<b>37</b>	<b>12</b>



Skills Ratings - pediatric	Entry to practice	Experienced	Senior	Expert
AB	4.42	5.00	4.73	5.17
SK	#N/A	5.33	4.67	#N/A
MB	#N/A	4.50	#N/A	#N/A
ON	4.33	5.00	4.50	5.67
QC	4.43	4.50	4.58	5.17
NB	#N/A	#N/A	#N/A	#N/A
NS	#N/A	4.50	#N/A	#N/A
NL	#N/A	#N/A	4.50	#N/A
BC	#N/A	#N/A	4.67	4.50
<b>National</b>	<b>4.54</b>	<b>4.77</b>	<b>4.62</b>	<b>5.11</b>

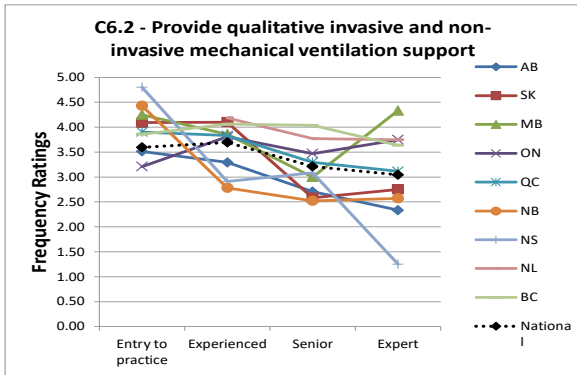
Number of respondents	Entry to practice	Experienced	Senior	Expert
AB	12	20	11	6
SK	0	3	3	0
MB	0	2	1	0
ON	6	8	4	3
QC	7	24	12	6
NB	1	1	0	1
NS	0	2	0	0
NL	0	1	2	1
BC	0	0	3	2
<b>National</b>	<b>28</b>	<b>61</b>	<b>37</b>	<b>19</b>



Skills Ratings - adult	Entry to practice	Experienced	Senior	Expert
AB	4.34	4.56	4.29	4.60
SK	4.36	4.47	4.78	5.25
MB	4.64	4.35	4.85	5.00
ON	4.53	4.67	4.75	4.91
QC	4.37	4.33	4.43	4.46
NB	4.50	4.41	4.82	4.17
NS	5.00	4.41	4.50	5.50
NL	#N/A	4.85	4.75	5.33
BC	2.57	5.00	5.05	5.22
<b>National</b>	<b>4.35</b>	<b>4.48</b>	<b>4.58</b>	<b>4.76</b>

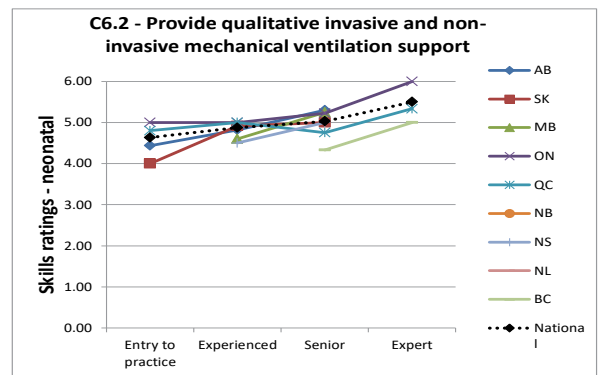
Number of respondents	Entry to practice	Experienced	Senior	Expert
AB	134	139	52	15
SK	11	30	9	4
MB	11	43	13	3
ON	43	91	51	11
QC	41	311	88	24
NB	6	17	17	6
NS	4	17	8	2
NL	0	27	12	3
BC	7	32	22	9
<b>National</b>	<b>260</b>	<b>709</b>	<b>274</b>	<b>78</b>

## C6 - Provide Optimal Ventilation Assistance



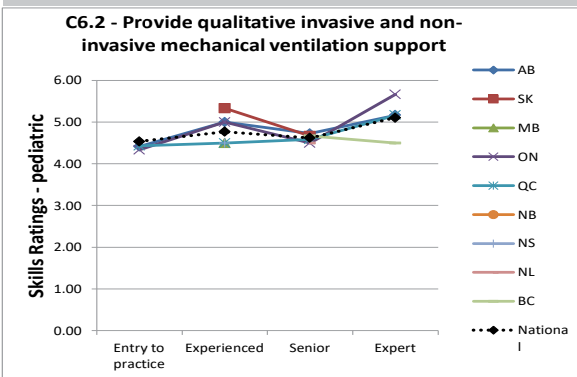
Frequency Ratings	Entry to practice	Experienced	Senior	Expert
AB	3.51	3.29	2.70	2.33
SK	4.09	4.10	2.58	2.75
MB	4.25	3.86	3.00	4.33
ON	3.21	3.81	3.47	3.75
QC	3.90	3.83	3.30	3.11
NB	4.43	2.78	2.52	2.57
NS	4.80	2.91	3.08	1.25
NL	#N/A	4.19	3.77	3.75
BC	3.86	4.06	4.04	3.64
<b>National</b>	<b>3.59</b>	<b>3.70</b>	<b>3.21</b>	<b>3.04</b>

Number of respondents	Entry to practice	Experienced	Senior	Expert
AB	171	181	71	24
SK	11	39	12	4
MB	12	49	15	3
ON	62	114	68	20
QC	52	372	114	35
NB	7	23	21	7
NS	5	22	12	4
NL	1	27	13	4
BC	7	33	28	11
<b>National</b>	<b>335</b>	<b>862</b>	<b>357</b>	<b>113</b>



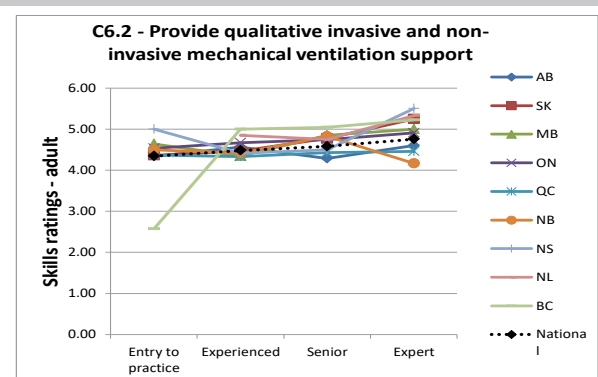
Skills Ratings - neonatal	Entry to practice	Experienced	Senior	Expert
AB	4.43	4.82	5.30	#N/A
SK	4.00	4.92	5.00	#N/A
MB	#N/A	4.60	5.25	#N/A
ON	5.00	5.00	5.22	6.00
QC	4.80	5.00	4.75	5.33
NB	#N/A	#N/A	#N/A	#N/A
NS	#N/A	4.50	5.00	#N/A
NL	#N/A	#N/A	#N/A	#N/A
BC	#N/A	#N/A	4.33	5.00
<b>National</b>	<b>4.63</b>	<b>4.88</b>	<b>5.03</b>	<b>5.50</b>

Number of respondents	Entry to practice	Experienced	Senior	Expert
AB	23	22	10	1
SK	2	12	2	0
MB	0	5	4	0
ON	5	12	9	5
QC	5	10	4	3
NB	1	0	1	0
NS	0	2	2	0
NL	0	0	1	0
BC	0	1	3	3
<b>National</b>	<b>38</b>	<b>64</b>	<b>37</b>	<b>12</b>



Skills Ratings - pediatric	Entry to practice	Experienced	Senior	Expert
AB	4.42	5.00	4.73	5.17
SK	#N/A	5.33	4.67	#N/A
MB	#N/A	4.50	#N/A	#N/A
ON	4.33	5.00	4.50	5.67
QC	4.43	4.50	4.58	5.17
NB	#N/A	#N/A	#N/A	#N/A
NS	#N/A	4.50	#N/A	#N/A
NL	#N/A	#N/A	4.50	#N/A
BC	#N/A	#N/A	4.67	4.50
<b>National</b>	<b>4.54</b>	<b>4.77</b>	<b>4.62</b>	<b>5.11</b>

Number of respondents	Entry to practice	Experienced	Senior	Expert
AB	12	20	11	6
SK	0	3	3	0
MB	0	2	1	0
ON	6	8	4	3
QC	7	24	12	6
NB	1	1	0	1
NS	0	2	0	0
NL	0	1	2	1
BC	0	0	3	2
<b>National</b>	<b>28</b>	<b>61</b>	<b>37</b>	<b>19</b>

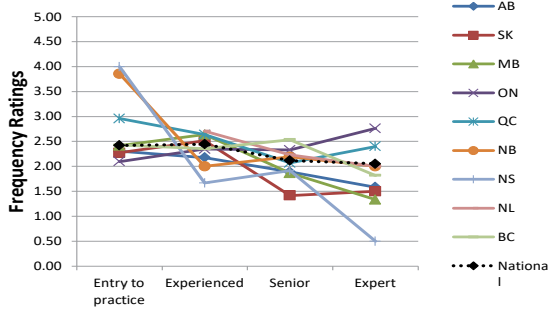


Skills Ratings - adult	Entry to practice	Experienced	Senior	Expert
AB	4.34	4.56	4.29	4.60
SK	4.36	4.47	4.78	5.25
MB	4.64	4.35	4.85	5.00
ON	4.53	4.67	4.75	4.91
QC	4.37	4.33	4.43	4.46
NB	4.50	4.41	4.82	4.17
NS	5.00	4.41	4.50	5.50
NL	#N/A	4.85	4.75	5.33
BC	2.57	5.00	5.05	5.22
<b>National</b>	<b>4.35</b>	<b>4.48</b>	<b>4.58</b>	<b>4.76</b>

Number of respondents	Entry to practice	Experienced	Senior	Expert
AB	134	139	52	15
SK	11	30	9	4
MB	11	43	13	3
ON	43	91	51	11
QC	41	311	88	24
NB	6	17	17	6
NS	4	17	8	2
NL	0	27	12	3
BC	7	32	22	9
<b>National</b>	<b>260</b>	<b>709</b>	<b>274</b>	<b>78</b>

## C6 - Provide Optimal Ventilation Assistance

**C6.3 - Perform non-invasive lung volume recruitment techniques**

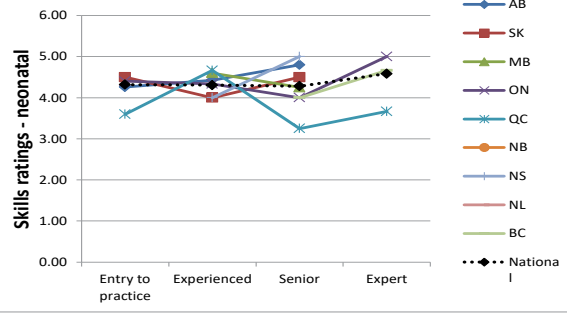


Frequency Ratings	Entry to practice	Experienced	Senior	Expert
AB	2.30	2.18	1.89	1.58
SK	2.27	2.51	1.42	1.50
MB	2.42	2.64	1.87	1.33
ON	2.10	2.35	2.33	2.76
QC	2.96	2.64	2.07	2.40
NB	3.86	2.00	2.19	2.00
NS	4.00	1.67	1.92	0.50
NL	#N/A	2.70	2.23	2.00
BC	2.43	2.35	2.54	1.82
<b>National</b>	<b>2.42</b>	<b>2.45</b>	<b>2.12</b>	<b>2.05</b>

Number of respondents	Entry to practice	Experienced	Senior	Expert
AB	171	181	71	24
SK	11	39	12	4
MB	12	50	15	3
ON	62	115	67	21
QC	52	371	114	35
NB	7	23	21	7
NS	5	24	12	4
NL	1	27	13	4
BC	7	31	28	11
<b>National</b>	<b>335</b>	<b>863</b>	<b>356</b>	<b>114</b>

**C6.3 - Perform non-invasive lung volume recruitment techniques**

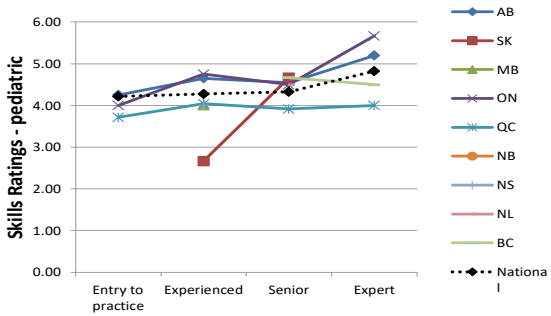


Skills Ratings - neonatal	Entry to practice	Experienced	Senior	Expert
AB	4.26	4.43	4.80	#N/A
SK	4.50	4.00	4.50	#N/A
MB	#N/A	4.60	4.25	#N/A
ON	4.40	4.33	4.00	5.00
QC	3.60	4.67	3.25	3.67
NB	#N/A	#N/A	#N/A	#N/A
NS	#N/A	4.00	5.00	#N/A
NL	#N/A	#N/A	#N/A	#N/A
BC	#N/A	#N/A	4.00	4.67
<b>National</b>	<b>4.32</b>	<b>4.31</b>	<b>4.28</b>	<b>4.58</b>

Number of respondents	Entry to practice	Experienced	Senior	Expert
AB	23	21	10	1
SK	2	12	2	0
MB	0	5	4	0
ON	5	12	8	5
QC	5	9	4	3
NB	1	0	1	0
NS	0	2	2	0
NL	0	0	1	0
BC	0	1	3	3
<b>National</b>	<b>38</b>	<b>62</b>	<b>36</b>	<b>12</b>

**C6.3 - Perform non-invasive lung volume recruitment techniques**

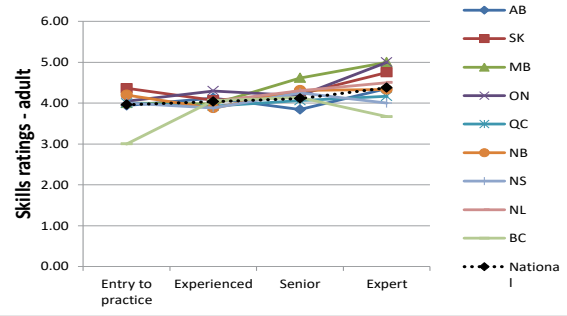


Skills Ratings - pediatric	Entry to practice	Experienced	Senior	Expert
AB	4.25	4.65	4.55	5.20
SK	#N/A	2.67	4.67	#N/A
MB	#N/A	4.00	4.67	#N/A
ON	4.00	4.75	4.50	5.67
QC	3.71	4.04	3.92	4.00
NB	#N/A	#N/A	#N/A	#N/A
NS	#N/A	4.00	#N/A	#N/A
NL	#N/A	#N/A	4.50	#N/A
BC	#N/A	4.67	4.67	4.50
<b>National</b>	<b>4.21</b>	<b>4.28</b>	<b>4.32</b>	<b>4.82</b>

Number of respondents	Entry to practice	Experienced	Senior	Expert
AB	12	20	11	5
SK	0	3	3	0
MB	0	2	1	0
ON	6	8	4	3
QC	7	24	12	5
NB	1	1	0	1
NS	0	2	0	0
NL	0	1	2	1
BC	0	0	3	2
<b>National</b>	<b>28</b>	<b>61</b>	<b>37</b>	<b>17</b>

**C6.3 - Perform non-invasive lung volume recruitment techniques**



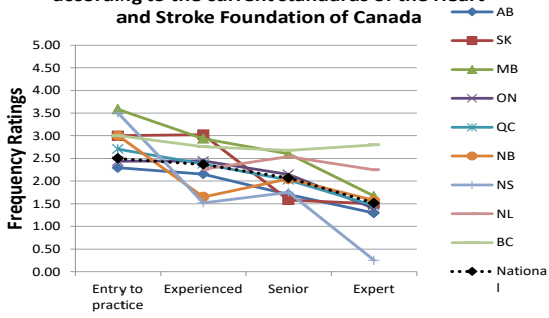
Skills Ratings - adult	Entry to practice	Experienced	Senior	Expert
AB	3.94	4.13	3.84	4.36
SK	4.36	4.07	4.22	4.75
MB	4.00	3.98	4.62	5.00
ON	4.05	4.30	4.18	5.00
QC	4.00	3.92	4.06	4.17
NB	4.20	3.88	4.31	4.33
NS	4.00	3.88	4.25	4.00
NL	#N/A	4.04	4.30	4.50
BC	3.00	4.06	4.14	3.67
<b>National</b>	<b>3.96</b>	<b>4.03</b>	<b>4.11</b>	<b>4.38</b>

Number of respondents	Entry to practice	Experienced	Senior	Expert
AB	135	136	50	14
SK	11	30	9	4
MB	11	44	13	3
ON	43	91	50	12
QC	41	303	83	24
NB	5	16	16	6
NS	4	17	8	2
NL	0	25	10	2
BC	7	31	22	9
<b>National</b>	<b>260</b>	<b>695</b>	<b>263</b>	<b>77</b>

## C7 - Execute Resuscitation

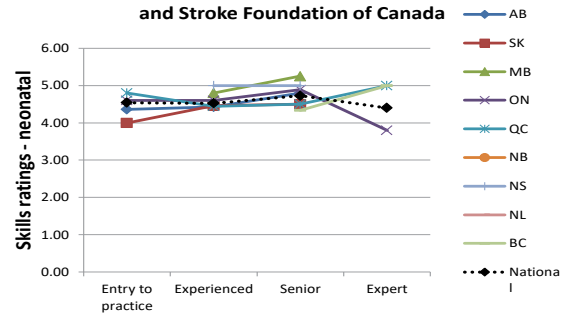
**C7.1 - Perform basic life support (BLS) protocols according to the current standards of the Heart and Stroke Foundation of Canada**



Frequency Ratings	Entry to practice	Experienced	Senior	Expert
AB	2.29	2.16	1.70	1.29
SK	3.00	3.03	1.58	1.50
MB	3.58	2.94	2.60	1.67
ON	2.44	2.44	2.15	1.40
QC	2.71	2.38	2.03	1.46
NB	3.00	1.65	2.05	1.57
NS	3.50	1.52	1.75	0.25
NL	#N/A	2.26	2.54	2.25
BC	3.00	2.76	2.68	2.80
<b>National</b>	<b>2.50</b>	<b>2.37</b>	<b>2.06</b>	<b>1.52</b>

Number of respondents	Entry to practice	Experienced	Senior	Expert
AB	171	180	71	24
SK	11	39	12	4
MB	12	48	15	3
ON	62	115	68	20
QC	51	372	114	35
NB	7	23	21	7
NS	4	25	12	4
NL	1	27	13	4
BC	7	33	28	10
<b>National</b>	<b>333</b>	<b>864</b>	<b>356</b>	<b>112</b>

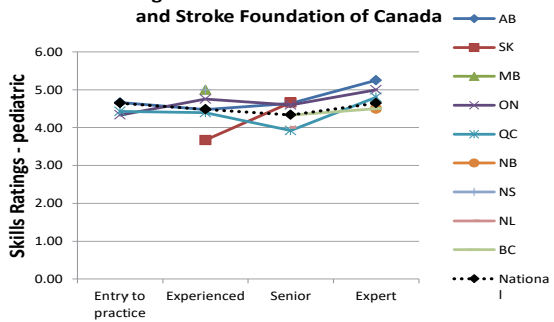
**C7.1 - Perform basic life support (BLS) protocols according to the current standards of the Heart and Stroke Foundation of Canada**



Skills Ratings - neonatal	Entry to practice	Experienced	Senior	Expert
AB	4.36	4.43	4.80	#N/A
SK	4.00	4.46	4.50	#N/A
MB	#N/A	4.80	5.25	#N/A
ON	4.60	4.60	4.89	3.80
QC	4.80	4.44	4.50	5.00
NB	#N/A	#N/A	#N/A	#N/A
NS	#N/A	5.00	5.00	#N/A
NL	#N/A	#N/A	#N/A	#N/A
BC	#N/A	#N/A	4.33	5.00
<b>National</b>	<b>4.54</b>	<b>4.52</b>	<b>4.73</b>	<b>4.40</b>

Number of respondents	Entry to practice	Experienced	Senior	Expert
AB	22	21	10	0
SK	2	13	2	0
MB	0	5	4	0
ON	5	10	9	5
QC	5	9	4	3
NB	1	0	1	0
NS	0	2	2	0
NL	0	0	1	0
BC	0	1	3	2
<b>National</b>	<b>37</b>	<b>61</b>	<b>37</b>	<b>10</b>

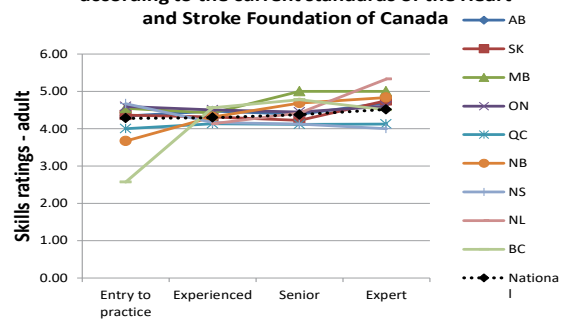
**C7.1 - Perform basic life support (BLS) protocols according to the current standards of the Heart and Stroke Foundation of Canada**



Skills Ratings - pediatric	Entry to practice	Experienced	Senior	Expert
AB	4.67	4.48	4.64	5.25
SK	#N/A	3.67	4.67	#N/A
MB	#N/A	5.00	#N/A	#N/A
ON	4.33	4.75	4.60	5.00
QC	4.43	4.39	3.92	4.80
NB	#N/A	#N/A	#N/A	4.50
NS	#N/A	5.00	#N/A	#N/A
NL	#N/A	#N/A	4.00	#N/A
BC	#N/A	#N/A	4.33	4.50
<b>National</b>	<b>4.64</b>	<b>4.48</b>	<b>4.33</b>	<b>4.65</b>

Number of respondents	Entry to practice	Experienced	Senior	Expert
AB	12	21	11	4
SK	0	3	3	0
MB	0	2	1	0
ON	6	8	5	3
QC	7	23	13	5
NB	1	1	0	2
NS	0	2	0	0
NL	0	0	2	1
BC	0	0	3	2
<b>National</b>	<b>28</b>	<b>60</b>	<b>39</b>	<b>17</b>

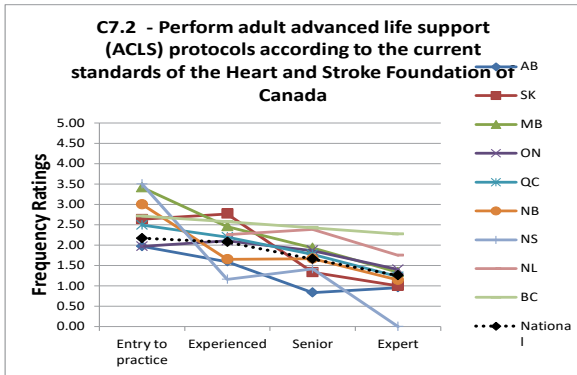
**C7.1 - Perform basic life support (BLS) protocols according to the current standards of the Heart and Stroke Foundation of Canada**



Skills Ratings - adult	Entry to practice	Experienced	Senior	Expert
AB	4.34	4.47	4.38	4.69
SK	4.36	4.31	4.22	4.75
MB	4.55	4.42	5.00	5.00
ON	4.59	4.50	4.44	4.60
QC	4.00	4.13	4.11	4.12
NB	3.67	4.31	4.69	4.83
NS	4.67	4.17	4.13	4.00
NL	#N/A	4.13	4.42	5.33
BC	2.57	4.56	4.77	4.50
<b>National</b>	<b>4.28</b>	<b>4.30</b>	<b>4.37</b>	<b>4.51</b>

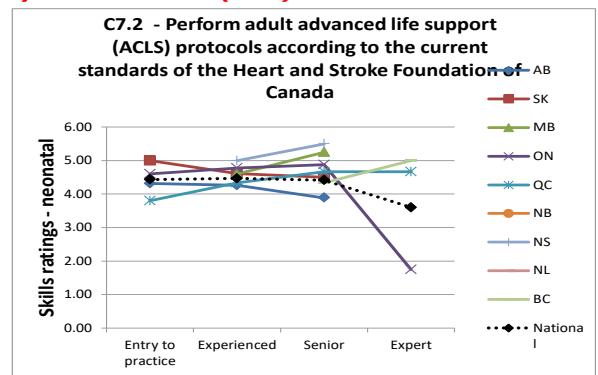
Number of respondents	Entry to practice	Experienced	Senior	Expert
AB	134	139	52	13
SK	11	29	9	4
MB	11	43	13	3
ON	44	94	52	10
QC	40	311	88	25
NB	6	16	16	6
NS	3	18	8	3
NL	0	23	12	3
BC	7	32	22	8
<b>National</b>	<b>259</b>	<b>707</b>	<b>273</b>	<b>76</b>

## C7 - Execute Resuscitation



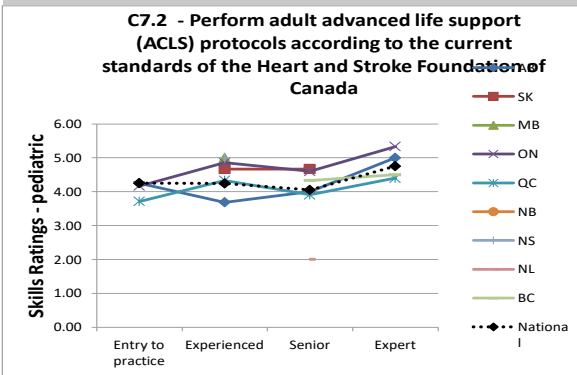
Frequency Ratings	Entry to practice	Experienced	Senior	Expert
AB	1.97	1.59	0.83	0.96
SK	2.64	2.77	1.33	1.00
MB	3.42	2.46	1.93	1.33
ON	1.97	2.11	1.87	1.40
QC	2.49	2.20	1.77	1.23
NB	3.00	1.65	1.67	1.14
NS	3.50	1.16	1.42	0.00
NL	#N/A	2.26	2.38	1.75
BC	2.71	2.58	2.43	2.27
<b>National</b>	<b>2.17</b>	<b>2.07</b>	<b>1.66</b>	<b>1.26</b>

Number of respondents	Entry to practice	Experienced	Senior	Expert
AB	171	180	71	24
SK	11	39	12	4
MB	12	48	15	3
ON	62	114	68	20
QC	51	372	113	35
NB	7	23	21	7
NS	4	25	12	4
NL	1	27	13	4
BC	7	33	28	11
<b>National</b>	<b>333</b>	<b>863</b>	<b>355</b>	<b>113</b>



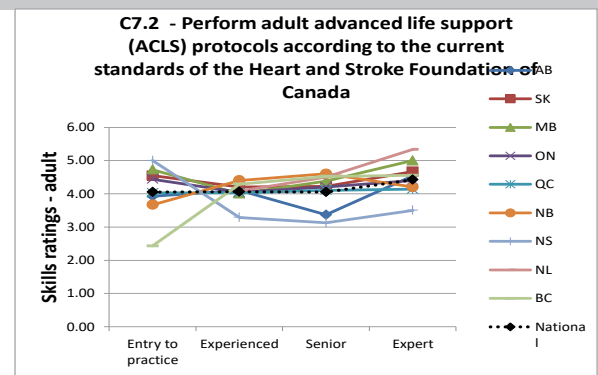
Skills Ratings - neonatal	Entry to practice	Experienced	Senior	Expert
AB	4.32	4.26	3.89	#N/A
SK	5.00	4.62	4.50	#N/A
MB	#N/A	4.60	5.25	#N/A
ON	4.60	4.78	4.88	1.75
QC	3.80	4.33	4.67	4.67
NB	#N/A	#N/A	#N/A	#N/A
NS	#N/A	5.00	5.50	#N/A
NL	#N/A	#N/A	#N/A	#N/A
BC	#N/A	#N/A	4.33	5.00
<b>National</b>	<b>4.43</b>	<b>4.47</b>	<b>4.41</b>	<b>3.60</b>

Number of respondents	Entry to practice	Experienced	Senior	Expert
AB	22	19	9	0
SK	2	13	2	0
MB	0	5	4	0
ON	5	9	8	4
QC	5	9	3	3
NB	1	0	1	0
NS	0	2	2	0
NL	0	0	1	0
BC	0	1	3	3
<b>National</b>	<b>37</b>	<b>58</b>	<b>34</b>	<b>10</b>



Skills Ratings - pediatric	Entry to practice	Experienced	Senior	Expert
AB	4.25	3.68	4.00	5.00
SK	#N/A	4.67	4.67	#N/A
MB	#N/A	5.00	#N/A	#N/A
ON	4.17	4.86	4.60	5.33
QC	3.71	4.33	3.91	4.40
NB	#N/A	#N/A	#N/A	#N/A
NS	#N/A	5.00	#N/A	#N/A
NL	#N/A	#N/A	2.00	#N/A
BC	#N/A	#N/A	4.33	4.50
<b>National</b>	<b>4.25</b>	<b>4.24</b>	<b>4.06</b>	<b>4.75</b>

Number of respondents	Entry to practice	Experienced	Senior	Expert
AB	12	19	10	4
SK	0	3	3	0
MB	0	2	1	0
ON	6	7	5	3
QC	7	21	11	5
NB	1	0	0	1
NS	0	2	0	0
NL	0	0	2	1
BC	0	0	3	2
<b>National</b>	<b>28</b>	<b>54</b>	<b>36</b>	<b>16</b>

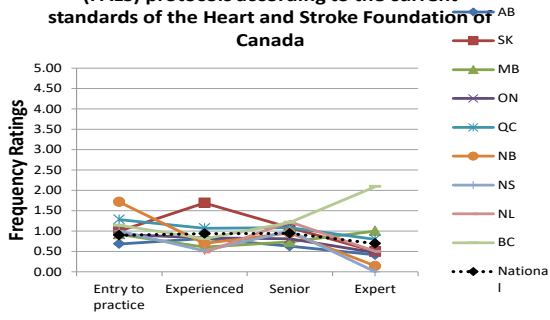


Skills Ratings - adult	Entry to practice	Experienced	Senior	Expert
AB	3.93	4.10	3.37	4.54
SK	4.55	4.21	4.22	4.67
MB	4.73	4.00	4.38	5.00
ON	4.44	4.04	4.21	4.40
QC	4.03	4.03	4.10	4.14
NB	3.67	4.40	4.60	4.20
NS	5.00	3.29	3.13	3.50
NL	#N/A	4.09	4.50	5.33
BC	2.43	4.29	4.52	4.56
<b>National</b>	<b>4.05</b>	<b>4.06</b>	<b>4.05</b>	<b>4.42</b>

Number of respondents	Entry to practice	Experienced	Senior	Expert
AB	134	133	49	13
SK	11	29	9	3
MB	11	40	13	3
ON	41	93	48	10
QC	40	306	86	22
NB	6	15	15	5
NS	3	14	8	2
NL	0	23	12	3
BC	7	31	21	9
<b>National</b>	<b>256</b>	<b>686</b>	<b>262</b>	<b>71</b>

## C7 - Execute Resuscitation

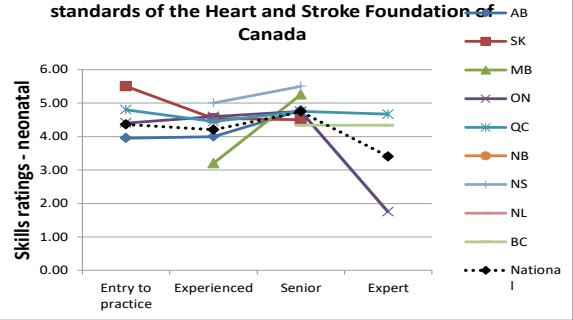
**C7.3 - Perform pediatric advanced life support (PALS) protocols according to the current standards of the Heart and Stroke Foundation of Canada**



Frequency Ratings	Entry to practice	Experienced	Senior	Expert
AB	0.68	0.82	0.63	0.42
SK	1.00	1.69	1.08	0.50
MB	0.92	0.60	0.73	1.00
ON	0.92	0.83	0.81	0.47
QC	1.28	1.07	1.09	0.80
NB	1.71	0.70	0.95	0.14
NS	1.00	0.52	1.00	0.00
NL	#N/A	0.48	1.23	0.50
BC	1.14	0.81	1.21	2.09
<b>National</b>	<b>0.90</b>	<b>0.93</b>	<b>0.94</b>	<b>0.70</b>

Number of respondents	Entry to practice	Experienced	Senior	Expert
AB	171	180	70	24
SK	11	39	12	4
MB	12	48	15	3
ON	62	113	68	19
QC	50	371	114	35
NB	7	23	21	7
NS	4	25	12	4
NL	1	27	13	4
BC	7	32	28	11
<b>National</b>	<b>332</b>	<b>860</b>	<b>355</b>	<b>112</b>

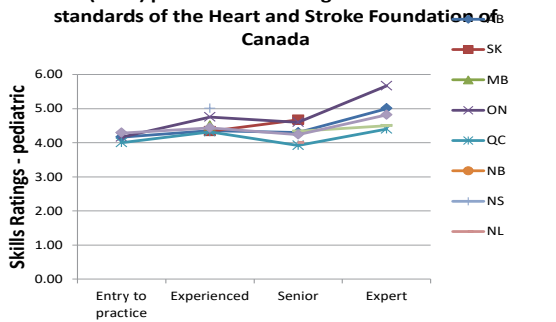
**C7.3 - Perform pediatric advanced life support (PALS) protocols according to the current standards of the Heart and Stroke Foundation of Canada**



Skills Ratings - neonatal	Entry to practice	Experienced	Senior	Expert
AB	3.95	4.00	4.78	#N/A
SK	5.50	4.54	4.50	#N/A
MB	#N/A	3.20	5.25	#N/A
ON	4.40	4.60	4.75	1.75
QC	4.80	4.44	4.75	4.67
NB	#N/A	#N/A	#N/A	#N/A
NS	#N/A	5.00	5.50	#N/A
NL	#N/A	#N/A	#N/A	#N/A
BC	#N/A	#N/A	4.33	4.33
<b>National</b>	<b>4.36</b>	<b>4.20</b>	<b>4.74</b>	<b>3.40</b>

Number of respondents	Entry to practice	Experienced	Senior	Expert
AB	21	19	9	0
SK	2	13	2	0
MB	0	5	4	0
ON	5	10	8	4
QC	5	9	4	3
NB	1	0	1	0
NS	0	2	2	0
NL	0	0	1	0
BC	0	1	3	3
<b>National</b>	<b>36</b>	<b>59</b>	<b>35</b>	<b>10</b>

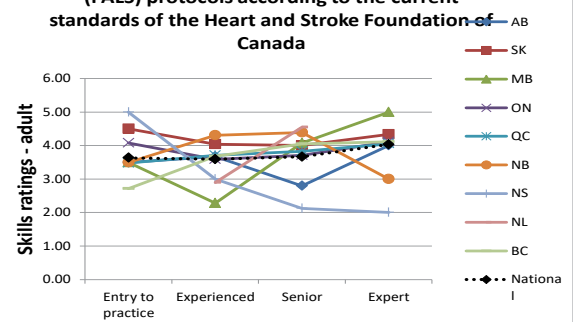
**C7.3 - Perform pediatric advanced life support (PALS) protocols according to the current standards of the Heart and Stroke Foundation of Canada**



Skills Ratings - pediatric	Entry to practice	Experienced	Senior	Expert
AB	4.17	4.35	4.30	5.00
SK	#N/A	4.33	4.67	#N/A
MB	#N/A	4.50	#N/A	#N/A
ON	4.17	4.75	4.60	5.67
QC	4.00	4.32	3.92	4.40
NB	#N/A	#N/A	#N/A	#N/A
NS	#N/A	5.00	#N/A	#N/A
NL	#N/A	#N/A	4.00	#N/A
BC	#N/A	#N/A	4.33	4.50
<b>National</b>	<b>4.29</b>	<b>4.43</b>	<b>4.24</b>	<b>4.81</b>

Number of respondents	Entry to practice	Experienced	Senior	Expert
AB	12	20	10	4
SK	0	3	3	0
MB	0	2	1	0
ON	6	8	5	3
QC	7	22	13	5
NB	1	1	0	1
NS	0	2	0	0
NL	0	0	2	1
BC	0	0	3	2
<b>National</b>	<b>28</b>	<b>58</b>	<b>38</b>	<b>16</b>

**C7.3 - Perform pediatric advanced life support (PALS) protocols according to the current standards of the Heart and Stroke Foundation of Canada**

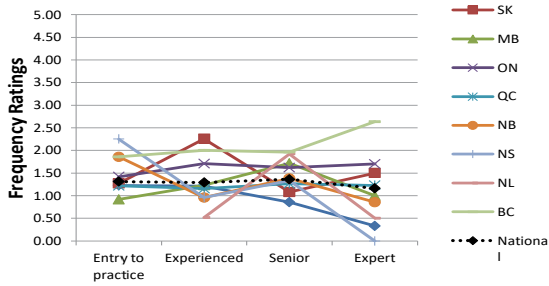


Skills Ratings - adult	Entry to practice	Experienced	Senior	Expert
AB	3.50	3.67	2.80	4.00
SK	4.50	4.04	4.00	4.33
MB	3.50	2.28	4.08	5.00
ON	4.07	3.59	3.71	4.11
QC	3.48	3.71	3.83	4.05
NB	3.50	4.31	4.38	3.00
NS	5.00	3.00	2.13	2.00
NL	#N/A	2.90	4.55	#N/A
BC	2.71	3.68	4.05	4.11
<b>National</b>	<b>3.63</b>	<b>3.59</b>	<b>3.66</b>	<b>4.03</b>

Number of respondents	Entry to practice	Experienced	Senior	Expert
AB	129	126	45	12
SK	10	28	9	3
MB	10	36	13	3
ON	41	87	45	9
QC	40	290	81	19
NB	6	13	13	5
NS	3	13	8	2
NL	0	20	11	1
BC	7	31	21	9
<b>National</b>	<b>248</b>	<b>645</b>	<b>247</b>	<b>64</b>

## C7 - Execute Resuscitation

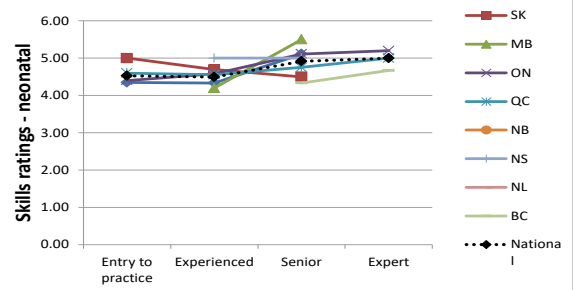
**C7.4 - Perform neonatal resuscitation program (NRP) protocols according to the current standards of the Canadian Paediatric Society**



Frequency Ratings	Entry to practice	Experienced	Senior	Expert
AB	1.23	1.21	0.86	0.33
SK	1.27	2.26	1.08	1.50
MB	0.92	1.23	1.71	1.00
ON	1.42	1.71	1.62	1.70
QC	1.22	1.15	1.26	1.23
NB	1.86	0.96	1.38	0.86
NS	2.25	0.96	1.33	0.00
NL	#N/A	0.52	1.92	0.50
BC	1.86	2.00	1.96	2.64
<b>National</b>	<b>1.31</b>	<b>1.29</b>	<b>1.36</b>	<b>1.16</b>

Number of respondents	Entry to practice	Experienced	Senior	Expert
AB	171	179	71	24
SK	11	39	12	4
MB	12	48	14	3
ON	62	114	68	20
QC	51	369	114	35
NB	7	23	21	7
NS	4	25	12	4
NL	1	27	13	4
BC	7	32	28	11
<b>National</b>	<b>333</b>	<b>858</b>	<b>355</b>	<b>113</b>

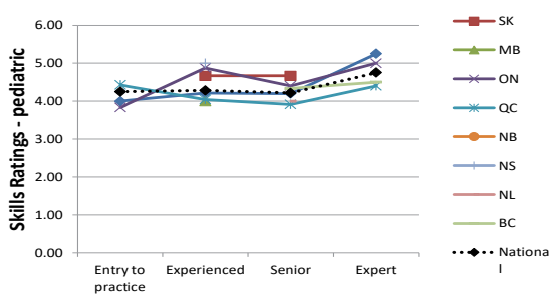
**C7.4 - Perform neonatal resuscitation program (NRP) protocols according to the current standards of the Canadian Paediatric Society**



Skills Ratings - neonatal	Entry to practice	Experienced	Senior	Expert
AB	4.35	4.33	5.11	#N/A
SK	5.00	4.69	4.50	#N/A
MB	#N/A	4.20	5.50	#N/A
ON	4.40	4.58	5.11	5.20
QC	4.60	4.56	4.75	5.00
NB	#N/A	#N/A	#N/A	#N/A
NS	#N/A	5.00	5.00	#N/A
NL	#N/A	#N/A	#N/A	#N/A
BC	#N/A	#N/A	4.33	4.67
<b>National</b>	<b>4.53</b>	<b>4.49</b>	<b>4.92</b>	<b>5.00</b>

Number of respondents	Entry to practice	Experienced	Senior	Expert
AB	23	21	9	0
SK	2	13	2	0
MB	0	5	4	0
ON	5	12	9	5
QC	5	9	4	3
NB	1	0	1	0
NS	0	2	2	0
NL	0	0	1	0
BC	0	1	3	3
<b>National</b>	<b>38</b>	<b>63</b>	<b>36</b>	<b>11</b>

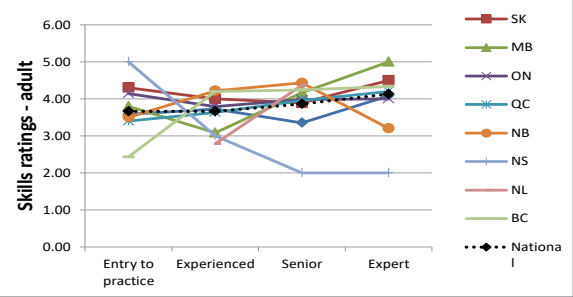
**C7.4 - Perform neonatal resuscitation program (NRP) protocols according to the current standards of the Canadian Paediatric Society**



Skills Ratings - pediatric	Entry to practice	Experienced	Senior	Expert
AB	4.00	4.21	4.20	5.25
SK	#N/A	4.67	4.67	#N/A
MB	#N/A	4.00	#N/A	#N/A
ON	3.83	4.88	4.40	5.00
QC	4.43	4.05	3.92	4.40
NB	#N/A	#N/A	#N/A	#N/A
NS	#N/A	5.00	#N/A	#N/A
NL	#N/A	#N/A	4.00	#N/A
BC	#N/A	#N/A	4.33	4.50
<b>National</b>	<b>4.25</b>	<b>4.29</b>	<b>4.22</b>	<b>4.75</b>

Number of respondents	Entry to practice	Experienced	Senior	Expert
AB	12	19	10	4
SK	0	3	3	0
MB	0	2	1	0
ON	6	8	5	3
QC	7	22	12	5
NB	1	0	0	1
NS	0	2	0	0
NL	0	0	2	1
BC	0	0	3	2
<b>National</b>	<b>28</b>	<b>56</b>	<b>37</b>	<b>16</b>

**C7.4 - Perform neonatal resuscitation program (NRP) protocols according to the current standards of the Canadian Paediatric Society**

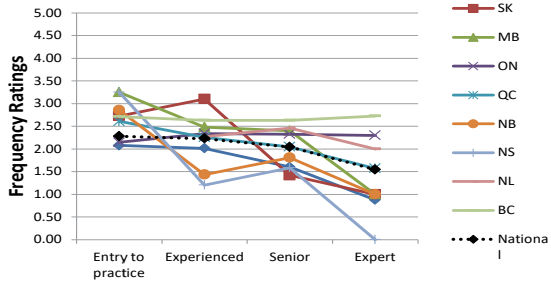


Skills Ratings - adult	Entry to practice	Experienced	Senior	Expert
AB	3.58	3.72	3.35	4.08
SK	4.30	4.00	3.89	4.50
MB	3.80	3.08	4.17	5.00
ON	4.14	3.79	3.98	4.00
QC	3.40	3.63	3.96	4.20
NB	3.50	4.21	4.43	3.20
NS	5.00	3.00	2.00	2.00
NL	#N/A	2.79	4.36	#N/A
BC	2.43	4.19	4.24	4.33
<b>National</b>	<b>3.66</b>	<b>3.66</b>	<b>3.86</b>	<b>4.13</b>

Number of respondents	Entry to practice	Experienced	Senior	Expert
AB	131	127	46	12
SK	10	28	9	2
MB	10	37	12	3
ON	42	86	48	8
QC	40	288	75	20
NB	6	14	14	5
NS	3	13	8	2
NL	0	19	11	1
BC	7	31	21	9
<b>National</b>	<b>252</b>	<b>644</b>	<b>245</b>	<b>63</b>

## C7 - Execute Resuscitation

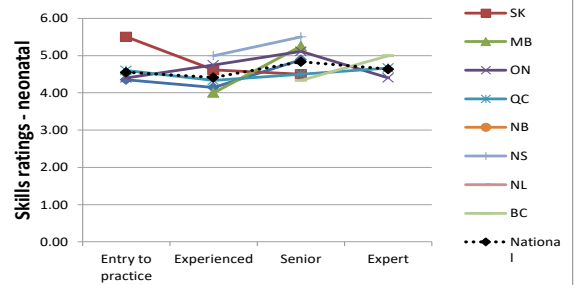
**C7.5 - Perform distinction, assessment and rapid intervention as per cardio-resuscitation guidelines (i.e. BLS, ACLS, PALS and NRP)**



Frequency Ratings	Entry to practice	Experienced	Senior	Expert
AB	2.08	2.01	1.60	0.88
SK	2.73	3.10	1.42	1.00
MB	3.25	2.48	2.40	1.00
ON	2.15	2.34	2.32	2.30
QC	2.61	2.25	2.04	1.57
NB	2.86	1.43	1.81	1.00
NS	3.25	1.20	1.58	0.00
NL	#N/A	2.27	2.46	2.00
BC	2.71	2.63	2.63	2.73
<b>National</b>	<b>2.28</b>	<b>2.23</b>	<b>2.04</b>	<b>1.54</b>

Number of respondents	Entry to practice	Experienced	Senior	Expert
AB	171	178	70	24
SK	11	39	12	3
MB	12	48	15	3
ON	62	112	68	20
QC	51	367	112	35
NB	7	23	21	7
NS	4	25	12	4
NL	1	26	13	4
BC	7	30	27	11
<b>National</b>	<b>333</b>	<b>850</b>	<b>352</b>	<b>112</b>

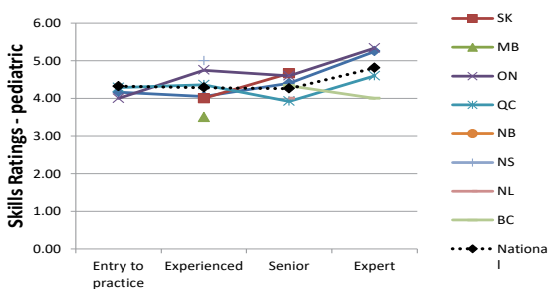
**C7.5 - Perform distinction, assessment and rapid intervention as per cardio-resuscitation guidelines (i.e. BLS, ACLS, PALS and NRP)**



Skills Ratings - neonatal	Entry to practice	Experienced	Senior	Expert
AB	4.35	4.14	4.89	#N/A
SK	5.50	4.62	4.50	#N/A
MB	#N/A	4.00	5.25	#N/A
ON	4.40	4.75	5.11	4.40
QC	4.60	4.33	4.50	4.67
NB	#N/A	#N/A	#N/A	#N/A
NS	#N/A	5.00	5.50	#N/A
NL	#N/A	#N/A	#N/A	#N/A
BC	#N/A	#N/A	4.33	5.00
<b>National</b>	<b>4.55</b>	<b>4.41</b>	<b>4.83</b>	<b>4.64</b>

Number of respondents	Entry to practice	Experienced	Senior	Expert
AB	23	21	9	0
SK	2	13	2	0
MB	0	5	4	0
ON	5	12	9	5
QC	5	9	4	3
NB	1	0	1	0
NS	0	2	2	0
NL	0	0	1	0
BC	0	1	3	3
<b>National</b>	<b>38</b>	<b>63</b>	<b>36</b>	<b>11</b>

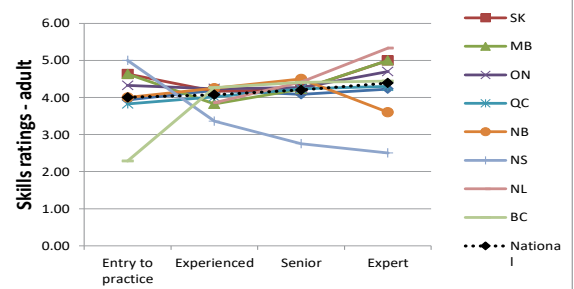
**C7.5 - Perform distinction, assessment and rapid intervention as per cardio-resuscitation guidelines (i.e. BLS, ACLS, PALS and NRP)**



Skills Ratings - pediatric	Entry to practice	Experienced	Senior	Expert
AB	4.17	4.05	4.40	5.25
SK	#N/A	4.00	4.67	#N/A
MB	#N/A	3.50	#N/A	#N/A
ON	4.00	4.75	4.60	5.33
QC	4.29	4.36	3.92	4.60
NB	#N/A	#N/A	#N/A	#N/A
NS	#N/A	5.00	#N/A	#N/A
NL	#N/A	4.00	4.00	#N/A
BC	#N/A	#N/A	4.33	4.00
<b>National</b>	<b>4.32</b>	<b>4.29</b>	<b>4.26</b>	<b>4.81</b>

Number of respondents	Entry to practice	Experienced	Senior	Expert
AB	12	21	10	4
SK	0	3	3	0
MB	0	2	1	0
ON	6	8	5	3
QC	7	22	13	5
NB	1	1	0	1
NS	0	2	0	0
NL	0	0	2	1
BC	0	0	3	2
<b>National</b>	<b>28</b>	<b>59</b>	<b>38</b>	<b>16</b>

**C7.5 - Perform distinction, assessment and rapid intervention as per cardio-resuscitation guidelines (i.e. BLS, ACLS, PALS and NRP)**



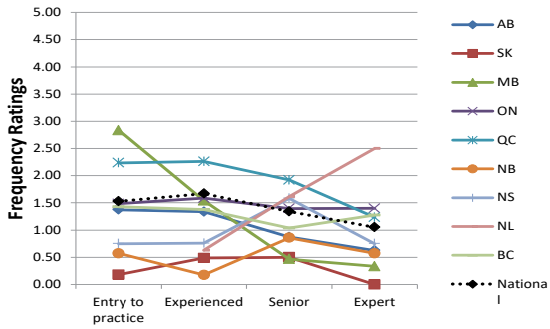
Skills Ratings - adult	Entry to practice	Experienced	Senior	Expert
AB	3.93	4.19	4.08	4.23
SK	4.64	4.17	4.22	5.00
MB	4.64	3.83	4.23	5.00
ON	4.33	4.24	4.27	4.70
QC	3.83	4.02	4.24	4.30
NB	4.00	4.25	4.50	3.60
NS	5.00	3.36	2.75	2.50
NL	#N/A	3.86	4.42	5.33
BC	2.29	4.27	4.41	4.44
<b>National</b>	<b>4.00</b>	<b>4.08</b>	<b>4.20</b>	<b>4.39</b>

Number of respondents	Entry to practice	Experienced	Senior	Expert
AB	134	131	48	13
SK	11	29	9	3
MB	11	41	13	3
ON	43	88	49	10
QC	40	300	85	23
NB	6	16	14	5
NS	3	14	8	2
NL	0	22	12	3
BC	7	30	22	9
<b>National</b>	<b>258</b>	<b>673</b>	<b>261</b>	<b>72</b>



## C8 - Administer Cardio-Pulmonary Diagnostic Tests

**C8.1 - Perform and interpret electrocardiograms**

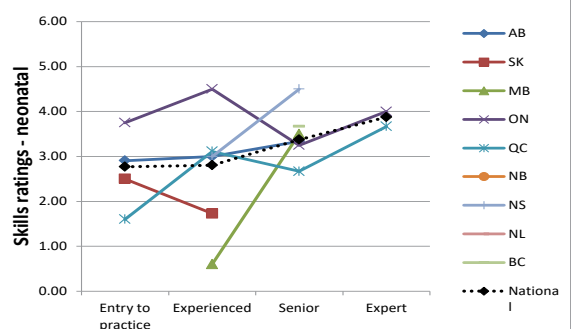


Frequency Ratings	Entry to practice	Experienced	Senior	Expert
AB	1.37	1.34	0.87	0.63
SK	0.18	0.49	0.50	0.00
MB	2.83	1.54	0.47	0.33
ON	1.48	1.59	1.40	1.40
QC	2.24	2.26	1.92	1.24
NB	0.57	0.17	0.86	0.57
NS	0.75	0.76	1.58	0.75
NL	#N/A	0.63	1.62	2.50
BC	1.43	1.38	1.04	1.27
<b>National</b>	<b>1.53</b>	<b>1.67</b>	<b>1.34</b>	<b>1.05</b>

Number of respondents	Entry to practice	Experienced	Senior	Expert
AB	171	181	71	24
SK	11	39	12	4
MB	12	48	15	3
ON	62	114	68	20
QC	51	373	114	34
NB	7	23	21	7
NS	4	25	12	4
NL	1	27	13	4
BC	7	32	27	11
<b>National</b>	<b>333</b>	<b>864</b>	<b>355</b>	<b>112</b>

**C8.1 - Perform and interpret electrocardiograms**

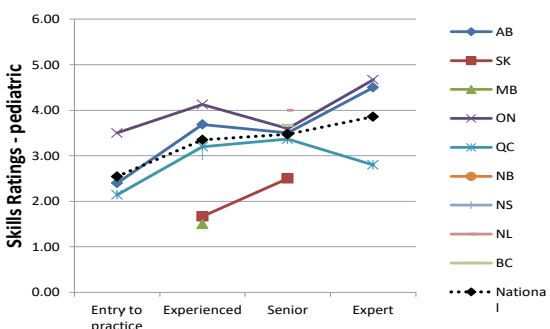


Skills Ratings - neonatal	Entry to practice	Experienced	Senior	Expert
AB	2.90	3.00	3.33	#N/A
SK	2.50	1.73	#N/A	#N/A
MB	#N/A	0.60	3.50	#N/A
ON	3.75	4.50	3.25	4.00
QC	1.60	3.11	2.67	3.67
NB	#N/A	#N/A	#N/A	#N/A
NS	#N/A	3.00	4.50	#N/A
NL	#N/A	#N/A	#N/A	#N/A
BC	#N/A	#N/A	3.67	#N/A
<b>National</b>	<b>2.77</b>	<b>2.81</b>	<b>3.38</b>	<b>3.88</b>

Number of respondents	Entry to practice	Experienced	Senior	Expert
AB	21	19	9	0
SK	2	11	1	0
MB	0	5	4	0
ON	4	10	8	4
QC	5	9	3	3
NB	1	0	1	0
NS	0	2	2	0
NL	0	0	1	0
BC	0	1	3	1
<b>National</b>	<b>35</b>	<b>57</b>	<b>32</b>	<b>8</b>

**C8.1 - Perform and interpret electrocardiograms**

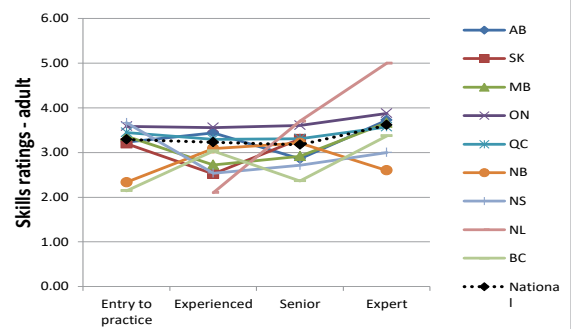


Skills Ratings - pediatric	Entry to practice	Experienced	Senior	Expert
AB	2.40	3.68	3.50	4.50
SK	#N/A	1.67	2.50	#N/A
MB	#N/A	1.50	#N/A	#N/A
ON	3.50	4.13	3.60	4.67
QC	2.14	3.20	3.36	2.80
NB	#N/A	#N/A	#N/A	#N/A
NS	#N/A	3.00	#N/A	#N/A
NL	#N/A	#N/A	4.00	#N/A
BC	#N/A	#N/A	3.67	#N/A
<b>National</b>	<b>2.54</b>	<b>3.35</b>	<b>3.47</b>	<b>3.86</b>

Number of respondents	Entry to practice	Experienced	Senior	Expert
AB	10	19	10	4
SK	0	3	2	0
MB	0	2	1	0
ON	4	8	5	3
QC	7	20	11	5
NB	1	0	0	1
NS	0	2	0	0
NL	0	0	2	0
BC	0	0	3	1
<b>National</b>	<b>24</b>	<b>54</b>	<b>34</b>	<b>14</b>

**C8.1 - Perform and interpret electrocardiograms**

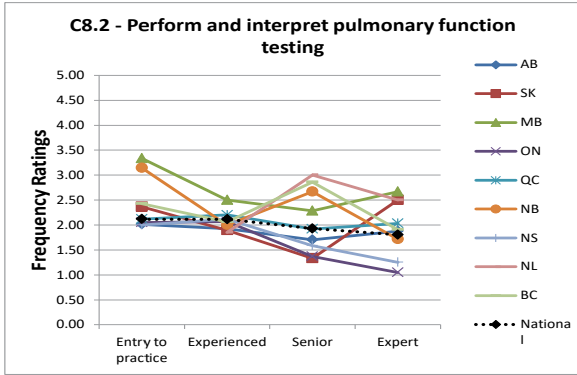


Skills Ratings - adult	Entry to practice	Experienced	Senior	Expert
AB	3.23	3.44	2.86	3.73
SK	3.20	2.52	3.30	#N/A
MB	3.36	2.72	2.92	3.67
ON	3.59	3.56	3.61	3.88
QC	3.45	3.30	3.31	3.57
NB	2.33	3.09	3.21	2.60
NS	3.67	2.54	2.71	3.00
NL	#N/A	2.10	3.70	5.00
BC	2.14	3.03	2.36	3.38
<b>National</b>	<b>3.29</b>	<b>3.23</b>	<b>3.18</b>	<b>3.61</b>

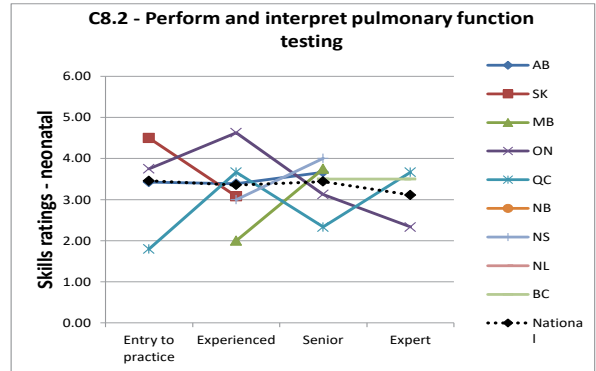
Number of respondents	Entry to practice	Experienced	Senior	Expert
AB	128	124	42	11
SK	10	25	10	1
MB	11	36	12	3
ON	41	84	46	8
QC	40	288	77	21
NB	6	11	14	5
NS	3	13	7	2
NL	0	20	10	2
BC	7	31	22	8
<b>National</b>	<b>249</b>	<b>633</b>	<b>240</b>	<b>62</b>

## C8 - Administer Cardio-Pulmonary Diagnostic Tests



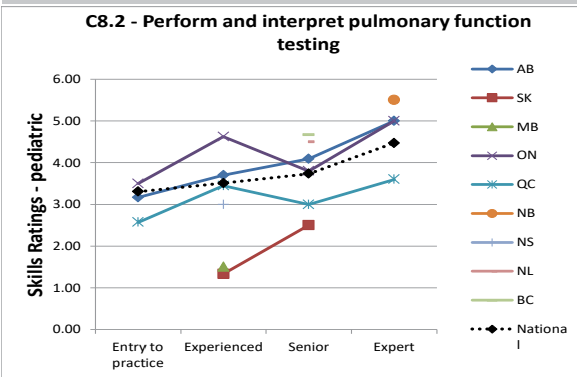
Frequency Ratings	Entry to practice	Experienced	Senior	Expert
AB	2.01	1.92	1.70	1.88
SK	2.36	1.90	1.33	2.50
MB	3.33	2.50	2.29	2.67
ON	2.05	2.07	1.37	1.05
QC	2.12	2.20	1.92	2.03
NB	3.14	2.00	2.67	1.71
NS	2.00	2.12	1.58	1.25
NL	#N/A	1.85	3.00	2.50
BC	2.43	2.06	2.86	1.91
<b>National</b>	<b>2.12</b>	<b>2.11</b>	<b>1.93</b>	<b>1.81</b>

Number of respondents	Entry to practice	Experienced	Senior	Expert
AB	171	181	71	24
SK	11	39	12	4
MB	12	48	14	3
ON	62	114	68	20
QC	51	373	114	35
NB	7	23	21	7
NS	4	25	12	4
NL	1	27	13	4
BC	7	32	28	11
<b>National</b>	<b>333</b>	<b>864</b>	<b>355</b>	<b>113</b>



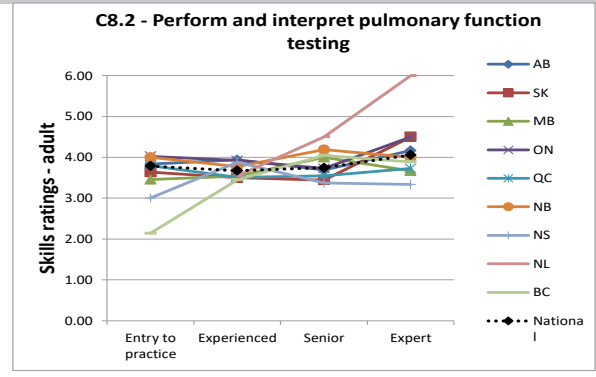
Skills Ratings - neonatal	Entry to practice	Experienced	Senior	Expert
AB	3.43	3.39	3.67	#N/A
SK	4.50	3.08	#N/A	#N/A
MB	#N/A	2.00	3.75	#N/A
ON	3.75	4.63	3.13	2.33
QC	1.80	3.67	2.33	3.67
NB	#N/A	#N/A	#N/A	#N/A
NS	#N/A	3.00	4.00	#N/A
NL	#N/A	#N/A	#N/A	#N/A
BC	#N/A	#N/A	3.50	3.50
<b>National</b>	<b>3.46</b>	<b>3.36</b>	<b>3.44</b>	<b>3.11</b>

Number of respondents	Entry to practice	Experienced	Senior	Expert
AB	21	18	9	1
SK	2	13	1	0
MB	0	5	4	0
ON	4	8	8	3
QC	5	9	3	3
NB	1	0	1	0
NS	0	2	2	0
NL	0	0	1	0
BC	0	1	2	2
<b>National</b>	<b>35</b>	<b>56</b>	<b>32</b>	<b>9</b>



Skills Ratings - pediatric	Entry to practice	Experienced	Senior	Expert
AB	3.17	3.70	4.09	5.00
SK	#N/A	1.33	2.50	#N/A
MB	#N/A	1.50	#N/A	#N/A
ON	3.50	4.63	3.80	5.00
QC	2.57	3.45	3.00	3.60
NB	#N/A	#N/A	#N/A	5.50
NS	#N/A	3.00	#N/A	#N/A
NL	#N/A	#N/A	4.50	#N/A
BC	#N/A	#N/A	4.67	#N/A
<b>National</b>	<b>3.31</b>	<b>3.51</b>	<b>3.74</b>	<b>4.47</b>

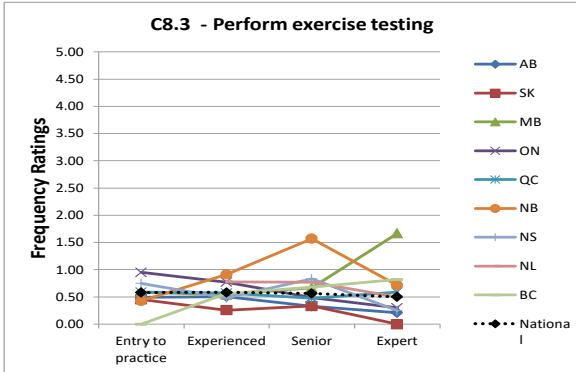
Number of respondents	Entry to practice	Experienced	Senior	Expert
AB	12	20	11	5
SK	0	3	2	0
MB	0	2	1	0
ON	4	8	5	3
QC	7	20	9	5
NB	1	0	0	2
NS	0	2	0	0
NL	0	0	2	1
BC	0	0	3	1
<b>National</b>	<b>26</b>	<b>55</b>	<b>34</b>	<b>17</b>



Skills Ratings - adult	Entry to practice	Experienced	Senior	Expert
AB	3.84	3.94	3.69	4.17
SK	3.64	3.50	3.44	4.50
MB	3.45	3.54	4.00	3.67
ON	4.02	3.92	3.73	4.50
QC	3.79	3.51	3.55	3.73
NB	4.00	3.77	4.19	4.00
NS	3.00	3.88	3.38	3.33
NL	#N/A	3.55	4.50	6.00
BC	2.14	3.45	4.05	3.89
<b>National</b>	<b>3.79</b>	<b>3.67</b>	<b>3.74</b>	<b>4.06</b>

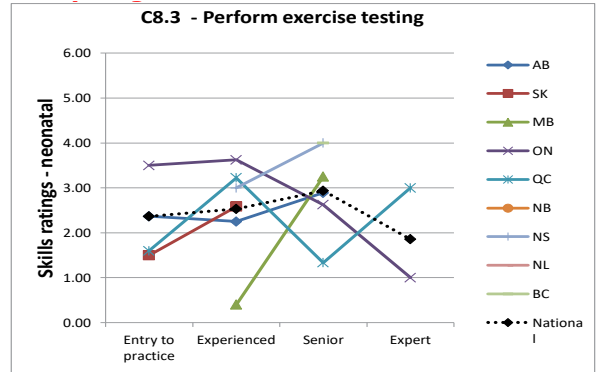
Number of respondents	Entry to practice	Experienced	Senior	Expert
AB	135	135	45	12
SK	11	28	9	4
MB	11	41	13	3
ON	41	88	48	8
QC	39	287	82	22
NB	6	13	16	7
NS	3	17	8	3
NL	0	22	10	2
BC	7	31	21	9
<b>National</b>	<b>256</b>	<b>664</b>	<b>253</b>	<b>71</b>

## C8 - Administer Cardio-Pulmonary Diagnostic Tests



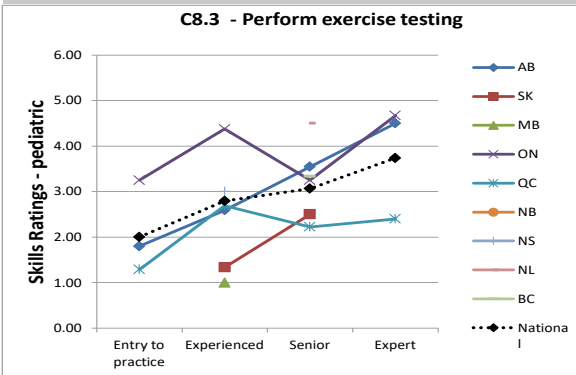
Frequency Ratings	Entry to practice	Experienced	Senior	Expert
AB	0.49	0.50	0.33	0.21
SK	0.45	0.26	0.33	0.00
MB	0.58	0.54	0.67	1.67
ON	0.95	0.77	0.49	0.30
QC	0.59	0.57	0.47	0.59
NB	0.43	0.91	1.57	0.71
NS	0.75	0.48	0.83	0.25
NL	#N/A	0.78	0.77	0.50
BC	0.00	0.56	0.68	0.82
<b>National</b>	<b>0.58</b>	<b>0.58</b>	<b>0.56</b>	<b>0.50</b>

Number of respondents	Entry to practice	Experienced	Senior	Expert
AB	171	181	70	24
SK	11	39	12	4
MB	12	48	15	3
ON	62	114	68	20
QC	51	372	114	34
NB	7	23	21	7
NS	4	25	12	4
NL	1	27	13	4
BC	7	32	28	11
<b>National</b>	<b>333</b>	<b>862</b>	<b>355</b>	<b>112</b>



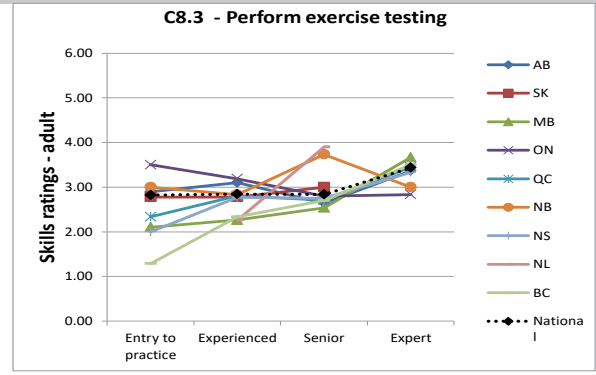
Skills Ratings - neonatal	Entry to practice	Experienced	Senior	Expert
AB	2.37	2.25	2.89	#N/A
SK	1.50	2.58	#N/A	#N/A
MB	#N/A	0.40	3.25	#N/A
ON	3.50	3.63	2.63	1.00
QC	1.60	3.22	1.33	3.00
NB	#N/A	#N/A	#N/A	#N/A
NS	#N/A	3.00	4.00	#N/A
NL	#N/A	#N/A	#N/A	#N/A
BC	#N/A	#N/A	4.00	#N/A
<b>National</b>	<b>2.36</b>	<b>2.53</b>	<b>2.94</b>	<b>1.86</b>

Number of respondents	Entry to practice	Experienced	Senior	Expert
AB	19	16	9	0
SK	2	12	1	0
MB	0	5	4	0
ON	4	8	8	3
QC	5	9	3	3
NB	1	0	1	0
NS	0	2	2	0
NL	0	0	1	0
BC	0	1	2	1
<b>National</b>	<b>33</b>	<b>53</b>	<b>31</b>	<b>7</b>



Skills Ratings - pediatric	Entry to practice	Experienced	Senior	Expert
AB	1.80	2.59	3.55	4.50
SK	#N/A	1.33	2.50	#N/A
MB	#N/A	1.00	#N/A	#N/A
ON	3.25	4.38	3.25	4.67
QC	1.29	2.69	2.22	2.40
NB	#N/A	#N/A	#N/A	#N/A
NS	#N/A	3.00	#N/A	#N/A
NL	#N/A	#N/A	4.50	#N/A
BC	#N/A	#N/A	3.33	#N/A
<b>National</b>	<b>2.00</b>	<b>2.79</b>	<b>3.06</b>	<b>3.73</b>

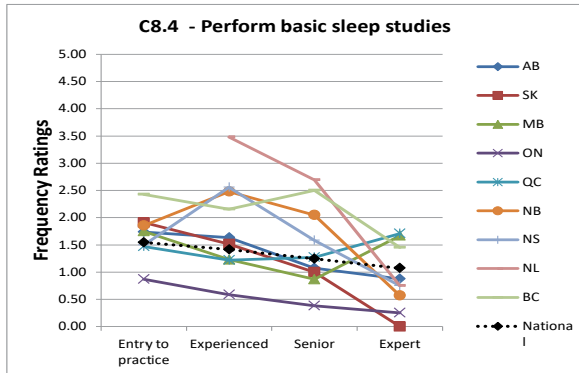
Number of respondents	Entry to practice	Experienced	Senior	Expert
AB	10	17	11	4
SK	0	3	2	0
MB	0	2	1	0
ON	4	8	4	3
QC	7	16	9	5
NB	1	0	0	1
NS	0	2	0	0
NL	0	0	2	1
BC	0	0	3	1
<b>National</b>	<b>24</b>	<b>48</b>	<b>32</b>	<b>15</b>



Skills Ratings - adult	Entry to practice	Experienced	Senior	Expert
AB	2.89	3.10	2.64	3.36
SK	2.78	2.78	3.00	#N/A
MB	2.10	2.26	2.54	3.67
ON	3.50	3.19	2.80	2.83
QC	2.33	2.80	2.71	3.45
NB	3.00	2.83	3.73	3.00
NS	2.00	2.77	2.75	3.33
NL	#N/A	2.26	3.90	#N/A
BC	1.29	2.33	2.70	3.50
<b>National</b>	<b>2.82</b>	<b>2.85</b>	<b>2.84</b>	<b>3.43</b>

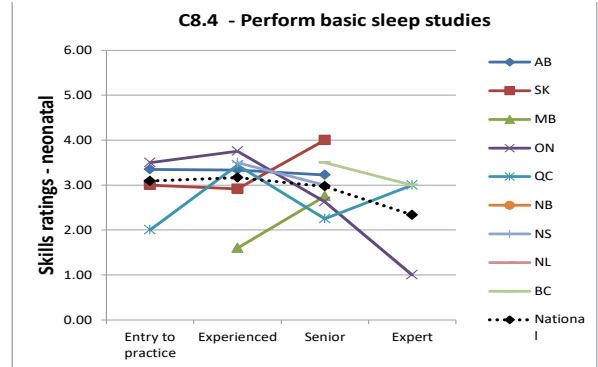
Number of respondents	Entry to practice	Experienced	Senior	Expert
AB	123	120	42	11
SK	9	27	9	1
MB	10	34	13	3
ON	38	80	40	6
QC	36	258	68	20
NB	6	12	15	6
NS	3	13	8	3
NL	0	19	10	1
BC	7	30	20	8
<b>National</b>	<b>235</b>	<b>594</b>	<b>225</b>	<b>60</b>

## C8 - Administer Cardio-Pulmonary Diagnostic Tests



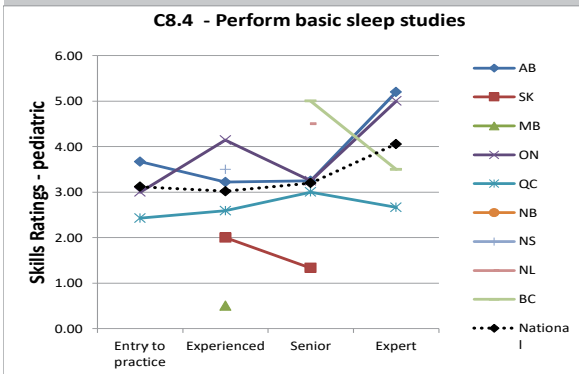
Frequency Ratings	Entry to practice	Experienced	Senior	Expert
AB	1.74	1.63	1.07	0.88
SK	1.91	1.51	1.00	0.00
MB	1.75	1.23	0.87	1.67
ON	0.87	0.59	0.38	0.25
QC	1.47	1.22	1.27	1.71
NB	1.86	2.48	2.05	0.57
NS	1.50	2.56	1.58	0.75
NL	#N/A	3.48	2.69	0.75
BC	2.43	2.16	2.50	1.45
<b>National</b>	<b>1.55</b>	<b>1.41</b>	<b>1.25</b>	<b>1.07</b>

Number of respondents	Entry to practice	Experienced	Senior	Expert
AB	171	180	70	24
SK	11	39	12	4
MB	12	48	15	3
ON	62	114	68	20
QC	51	371	114	34
NB	7	23	21	7
NS	4	25	12	4
NL	1	27	13	4
BC	7	32	28	11
<b>National</b>	<b>333</b>	<b>861</b>	<b>355</b>	<b>112</b>



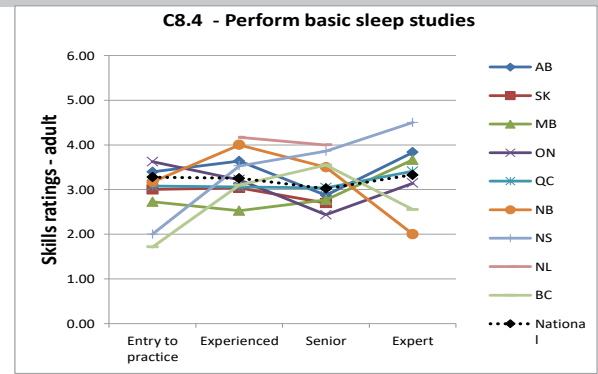
Skills Ratings - neonatal	Entry to practice	Experienced	Senior	Expert
AB	3.35	3.33	3.22	#N/A
SK	3.00	2.92	4.00	#N/A
MB	#N/A	1.60	2.75	#N/A
ON	3.50	3.75	2.63	1.00
QC	2.00	3.44	2.25	3.00
NB	#N/A	#N/A	#N/A	#N/A
NS	#N/A	3.50	3.00	#N/A
NL	#N/A	#N/A	#N/A	#N/A
BC	#N/A	#N/A	3.50	3.00
<b>National</b>	<b>3.09</b>	<b>3.16</b>	<b>2.97</b>	<b>2.33</b>

Number of respondents	Entry to practice	Experienced	Senior	Expert
AB	20	18	9	0
SK	2	12	2	0
MB	0	5	4	0
ON	4	8	8	3
QC	5	9	4	3
NB	1	0	1	0
NS	0	2	2	0
NL	0	0	1	0
BC	0	1	2	3
<b>National</b>	<b>34</b>	<b>55</b>	<b>33</b>	<b>9</b>



Skills Ratings - pediatric	Entry to practice	Experienced	Senior	Expert
AB	3.67	3.22	3.25	5.20
SK	#N/A	2.00	1.33	#N/A
MB	#N/A	0.50	#N/A	#N/A
ON	3.00	4.14	3.25	5.00
QC	2.43	2.59	3.00	2.67
NB	#N/A	#N/A	#N/A	#N/A
NS	#N/A	3.50	#N/A	#N/A
NL	#N/A	#N/A	4.50	#N/A
BC	#N/A	#N/A	5.00	3.50
<b>National</b>	<b>3.12</b>	<b>3.02</b>	<b>3.20</b>	<b>4.06</b>

Number of respondents	Entry to practice	Experienced	Senior	Expert
AB	12	18	12	5
SK	0	3	3	0
MB	0	2	1	0
ON	4	7	4	3
QC	7	17	10	6
NB	1	1	0	1
NS	0	2	0	0
NL	0	1	2	1
BC	0	0	3	2
<b>National</b>	<b>26</b>	<b>51</b>	<b>35</b>	<b>18</b>

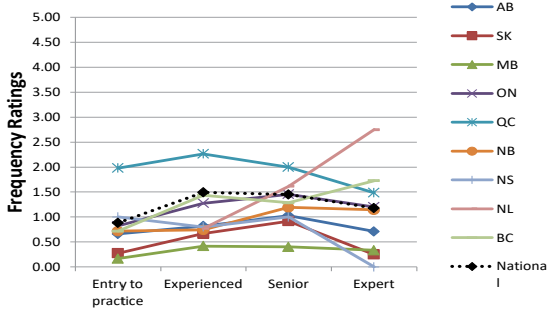


Skills Ratings - adult	Entry to practice	Experienced	Senior	Expert
AB	3.40	3.64	2.87	3.83
SK	3.00	3.04	2.70	#N/A
MB	2.73	2.53	2.77	3.67
ON	3.63	3.22	2.44	3.14
QC	3.08	3.06	3.04	3.41
NB	3.17	4.00	3.50	2.00
NS	2.00	3.53	3.86	4.50
NL	#N/A	4.17	4.00	#N/A
BC	1.71	3.10	3.55	2.56
<b>National</b>	<b>3.28</b>	<b>3.25</b>	<b>3.02</b>	<b>3.33</b>

Number of respondents	Entry to practice	Experienced	Senior	Expert
AB	131	135	47	12
SK	9	26	10	1
MB	11	38	13	3
ON	40	73	39	7
QC	38	266	76	22
NB	6	16	16	6
NS	3	17	7	2
NL	0	24	11	1
BC	7	31	20	9
<b>National</b>	<b>248</b>	<b>627</b>	<b>239</b>	<b>64</b>

## C9 - Perform Adjunct Therapies

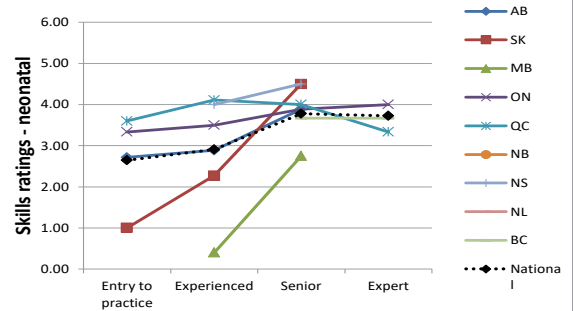
**C9.1 - Assist in the insertion of or insert oesophageal or gastric tubes**



Frequency Ratings	Entry to practice	Experienced	Senior	Expert
AB	0.66	0.82	1.03	0.71
SK	0.27	0.67	0.92	0.25
MB	0.17	0.42	0.40	0.33
ON	0.82	1.27	1.46	1.20
QC	1.98	2.27	2.00	1.49
NB	0.71	0.74	1.19	1.14
NS	1.00	0.80	1.00	0.00
NL	#N/A	0.77	1.62	2.75
BC	0.71	1.44	1.29	1.73
<b>National</b>	<b>0.88</b>	<b>1.49</b>	<b>1.45</b>	<b>1.18</b>

Number of respondents	Entry to practice	Experienced	Senior	Expert
AB	170	181	71	24
SK	11	39	12	4
MB	12	48	15	3
ON	61	113	68	20
QC	51	372	114	35
NB	7	23	21	7
NS	4	25	12	4
NL	1	26	13	4
BC	7	32	28	11
<b>National</b>	<b>331</b>	<b>861</b>	<b>356</b>	<b>113</b>

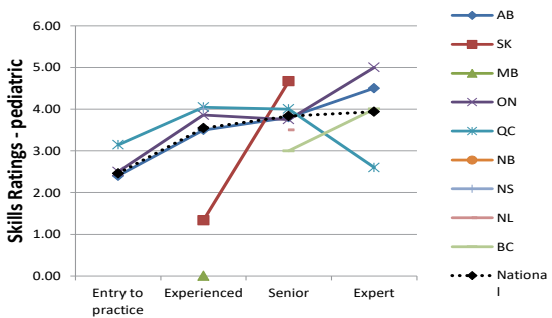
**C9.1 - Assist in the insertion of or insert oesophageal or gastric tubes**



Skills Ratings - neonatal	Entry to practice	Experienced	Senior	Expert
AB	2.71	2.89	3.89	#N/A
SK	1.00	2.27	4.50	#N/A
MB	#N/A	0.40	2.75	#N/A
ON	3.33	3.50	3.89	4.00
QC	3.60	4.11	4.00	3.33
NB	#N/A	#N/A	#N/A	#N/A
NS	#N/A	4.00	4.50	#N/A
NL	#N/A	#N/A	#N/A	#N/A
BC	#N/A	#N/A	3.67	3.67
<b>National</b>	<b>2.65</b>	<b>2.91</b>	<b>3.78</b>	<b>3.73</b>

Number of respondents	Entry to practice	Experienced	Senior	Expert
AB	21	18	9	0
SK	2	11	2	0
MB	0	5	4	0
ON	3	10	9	5
QC	5	9	4	3
NB	1	0	1	0
NS	0	2	2	0
NL	0	0	1	0
BC	0	1	3	3
<b>National</b>	<b>34</b>	<b>56</b>	<b>36</b>	<b>11</b>

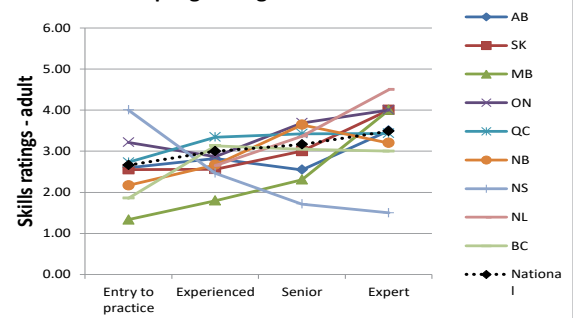
**C9.1 - Assist in the insertion of or insert oesophageal or gastric tubes**



Skills Ratings - pediatric	Entry to practice	Experienced	Senior	Expert
AB	2.40	3.50	3.80	4.50
SK	#N/A	1.33	4.67	#N/A
MB	#N/A	0.00	#N/A	#N/A
ON	2.50	3.86	3.75	5.00
QC	3.14	4.04	4.00	2.60
NB	#N/A	#N/A	#N/A	#N/A
NS	#N/A	4.00	#N/A	#N/A
NL	#N/A	#N/A	3.50	#N/A
BC	#N/A	#N/A	3.00	4.00
<b>National</b>	<b>2.46</b>	<b>3.55</b>	<b>3.83</b>	<b>3.94</b>

Number of respondents	Entry to practice	Experienced	Senior	Expert
AB	10	18	10	4
SK	0	3	3	0
MB	0	2	1	0
ON	4	7	4	3
QC	7	23	12	5
NB	1	0	0	1
NS	0	2	0	0
NL	0	0	2	1
BC	0	0	3	2
<b>National</b>	<b>24</b>	<b>55</b>	<b>36</b>	<b>16</b>

**C9.1 - Assist in the insertion of or insert oesophageal or gastric tubes**

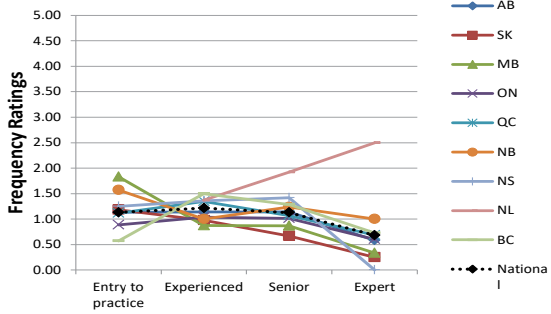


Skills Ratings - adult	Entry to practice	Experienced	Senior	Expert
AB	2.60	2.82	2.54	3.50
SK	2.56	2.56	3.00	4.00
MB	1.33	1.79	2.31	4.00
ON	3.22	2.87	3.69	4.00
QC	2.73	3.34	3.42	3.43
NB	2.17	2.67	3.64	3.20
NS	4.00	2.46	1.71	1.50
NL	#N/A	2.65	3.36	4.50
BC	1.86	3.13	3.05	3.00
<b>National</b>	<b>2.66</b>	<b>3.00</b>	<b>3.16</b>	<b>3.48</b>

Number of respondents	Entry to practice	Experienced	Senior	Expert
AB	125	122	46	12
SK	9	25	9	2
MB	9	34	13	3
ON	37	82	45	7
QC	37	283	78	21
NB	6	12	14	5
NS	3	13	7	2
NL	0	20	11	2
BC	7	31	21	9
<b>National</b>	<b>235</b>	<b>623</b>	<b>245</b>	<b>64</b>

## C9 - Perform Adjunct Therapies

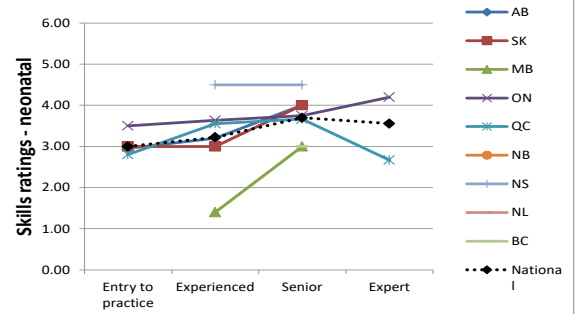
**C9.2 - Assist in thoracic suction or drainage therapy**



Frequency Ratings	Entry to practice	Experienced	Senior	Expert
AB	1.13	1.14	1.14	0.58
SK	1.18	0.97	0.67	0.25
MB	1.83	0.88	0.87	0.33
ON	0.89	1.04	1.01	0.60
QC	1.12	1.35	1.07	0.69
NB	1.57	1.00	1.24	1.00
NS	1.25	1.36	1.42	0.00
NL	#N/A	1.37	1.92	2.50
BC	0.57	1.50	1.29	0.73
<b>National</b>	<b>1.13</b>	<b>1.21</b>	<b>1.13</b>	<b>0.68</b>

Number of respondents	Entry to practice	Experienced	Senior	Expert
AB	171	181	71	24
SK	11	39	12	4
MB	12	48	15	3
ON	62	113	68	20
QC	51	373	114	35
NB	7	23	21	7
NS	4	25	12	4
NL	1	27	13	4
BC	7	32	28	11
<b>National</b>	<b>333</b>	<b>863</b>	<b>356</b>	<b>113</b>

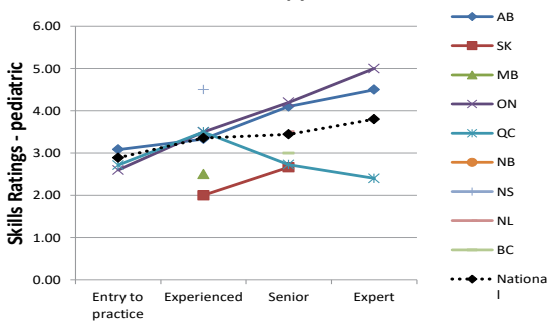
**C9.2 - Assist in thoracic suction or drainage therapy**



Skills Ratings - neonatal	Entry to practice	Experienced	Senior	Expert
AB	2.95	3.20	4.00	#N/A
SK	3.00	3.00	4.00	#N/A
MB	#N/A	1.40	3.00	#N/A
ON	3.50	3.64	3.75	4.20
QC	2.80	3.56	3.67	2.67
NB	#N/A	#N/A	#N/A	#N/A
NS	#N/A	4.50	4.50	#N/A
NL	#N/A	#N/A	#N/A	#N/A
BC	#N/A	#N/A	3.00	#N/A
<b>National</b>	<b>3.00</b>	<b>3.22</b>	<b>3.70</b>	<b>3.56</b>

Number of respondents	Entry to practice	Experienced	Senior	Expert
AB	21	20	9	0
SK	2	11	2	0
MB	0	5	4	0
ON	4	11	8	5
QC	5	9	3	3
NB	1	0	1	0
NS	0	2	2	0
NL	0	0	1	0
BC	0	1	2	1
<b>National</b>	<b>35</b>	<b>59</b>	<b>33</b>	<b>9</b>

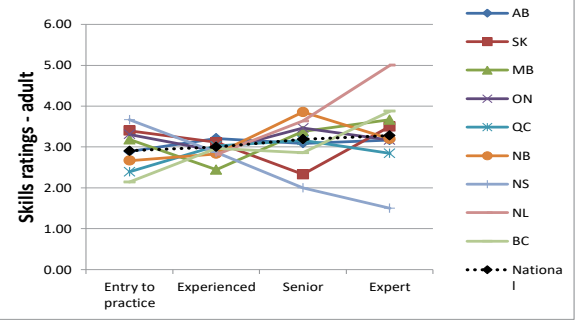
**C9.2 - Assist in thoracic suction or drainage therapy**



Skills Ratings - pediatric	Entry to practice	Experienced	Senior	Expert
AB	3.08	3.33	4.10	4.50
SK	#N/A	2.00	2.67	#N/A
MB	#N/A	2.50	#N/A	#N/A
ON	2.60	3.50	4.20	5.00
QC	2.71	3.50	2.73	2.40
NB	#N/A	#N/A	#N/A	#N/A
NS	#N/A	4.50	#N/A	#N/A
NL	#N/A	#N/A	3.50	#N/A
BC	#N/A	#N/A	3.00	#N/A
<b>National</b>	<b>2.89</b>	<b>3.36</b>	<b>3.44</b>	<b>3.80</b>

Number of respondents	Entry to practice	Experienced	Senior	Expert
AB	12	18	10	4
SK	0	3	3	0
MB	0	2	1	0
ON	5	6	5	3
QC	7	22	11	5
NB	1	0	0	1
NS	0	2	0	0
NL	0	0	2	1
BC	0	0	3	1
<b>National</b>	<b>27</b>	<b>53</b>	<b>36</b>	<b>15</b>

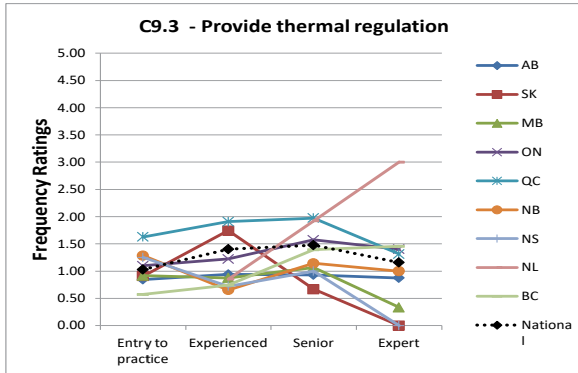
**C9.2 - Assist in thoracic suction or drainage therapy**



Skills Ratings - adult	Entry to practice	Experienced	Senior	Expert
AB	2.89	3.21	3.09	3.17
SK	3.40	3.12	2.33	3.50
MB	3.18	2.44	3.38	3.67
ON	3.31	2.90	3.47	3.17
QC	2.39	3.03	3.16	2.84
NB	2.67	2.83	3.86	3.20
NS	3.67	2.87	2.00	1.50
NL	#N/A	2.82	3.64	5.00
BC	2.14	2.97	2.86	3.88
<b>National</b>	<b>2.91</b>	<b>3.00</b>	<b>3.19</b>	<b>3.28</b>

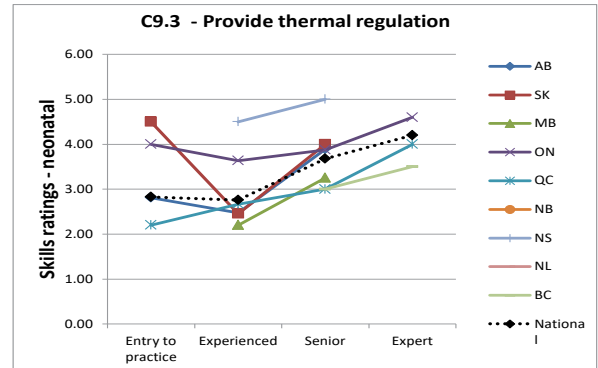
Number of respondents	Entry to practice	Experienced	Senior	Expert
AB	129	128	45	12
SK	10	26	9	2
MB	11	34	13	3
ON	39	84	43	6
QC	36	264	74	19
NB	6	12	14	5
NS	3	15	7	2
NL	0	22	11	3
BC	7	30	21	8
<b>National</b>	<b>244</b>	<b>616</b>	<b>238</b>	<b>61</b>

## C9 - Perform Adjunct Therapies



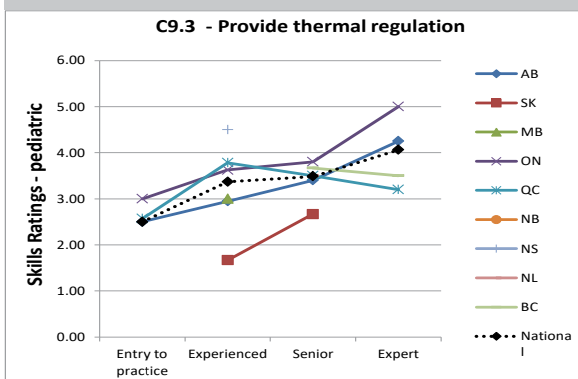
Frequency Ratings	Entry to practice	Experienced	Senior	Expert
AB	0.85	0.94	0.93	0.88
SK	0.91	1.74	0.67	0.00
MB	0.92	0.88	1.07	0.33
ON	1.10	1.22	1.57	1.40
QC	1.63	1.91	1.97	1.31
NB	1.29	0.65	1.14	1.00
NS	1.25	0.72	1.00	0.00
NL	#N/A	0.85	1.92	3.00
BC	0.57	0.74	1.39	1.45
<b>National</b>	<b>1.03</b>	<b>1.40</b>	<b>1.47</b>	<b>1.16</b>

Number of respondents	Entry to practice	Experienced	Senior	Expert
AB	170	181	71	24
SK	11	39	12	4
MB	12	48	15	3
ON	61	112	68	20
QC	51	372	114	35
NB	7	23	21	7
NS	4	25	12	4
NL	1	27	13	4
BC	7	31	28	11
<b>National</b>	<b>331</b>	<b>860</b>	<b>356</b>	<b>113</b>



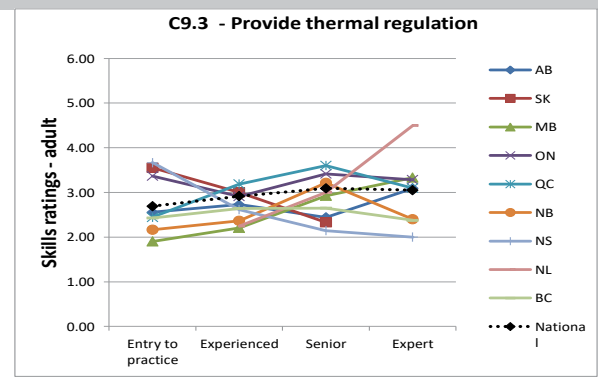
Skills Ratings - neonatal	Entry to practice	Experienced	Senior	Expert
AB	2.81	2.47	3.89	#N/A
SK	4.50	2.45	4.00	#N/A
MB	#N/A	2.20	3.25	#N/A
ON	4.00	3.64	3.88	4.60
QC	2.20	2.67	3.00	4.00
NB	#N/A	#N/A	#N/A	#N/A
NS	#N/A	4.50	5.00	#N/A
NL	#N/A	#N/A	#N/A	#N/A
BC	#N/A	#N/A	3.00	3.50
<b>National</b>	<b>2.82</b>	<b>2.76</b>	<b>3.68</b>	<b>4.20</b>

Number of respondents	Entry to practice	Experienced	Senior	Expert
AB	21	19	9	0
SK	2	11	2	0
MB	0	5	4	0
ON	3	11	8	5
QC	5	9	4	3
NB	1	0	1	0
NS	0	2	2	0
NL	0	0	1	0
BC	0	1	2	2
<b>National</b>	<b>34</b>	<b>58</b>	<b>34</b>	<b>10</b>



Skills Ratings - pediatric	Entry to practice	Experienced	Senior	Expert
AB	2.50	2.95	3.40	4.25
SK	#N/A	1.67	2.67	#N/A
MB	#N/A	3.00	#N/A	#N/A
ON	3.00	3.63	3.80	5.00
QC	2.57	3.78	3.50	3.20
NB	#N/A	#N/A	#N/A	#N/A
NS	#N/A	4.50	#N/A	#N/A
NL	#N/A	#N/A	3.50	#N/A
BC	#N/A	#N/A	3.67	3.50
<b>National</b>	<b>2.50</b>	<b>3.37</b>	<b>3.49</b>	<b>4.06</b>

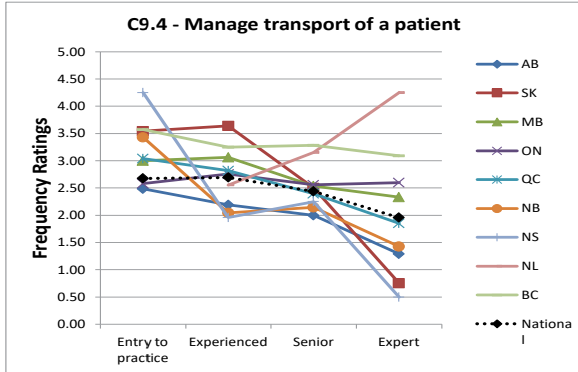
Number of respondents	Entry to practice	Experienced	Senior	Expert
AB	12	19	10	4
SK	0	3	3	0
MB	0	2	1	0
ON	4	8	5	3
QC	7	23	12	5
NB	1	0	0	1
NS	0	2	0	0
NL	0	0	2	1
BC	0	0	3	2
<b>National</b>	<b>26</b>	<b>57</b>	<b>37</b>	<b>16</b>



Skills Ratings - adult	Entry to practice	Experienced	Senior	Expert
AB	2.56	2.73	2.44	3.09
SK	3.56	3.00	2.33	#N/A
MB	1.90	2.21	2.92	3.33
ON	3.37	2.91	3.41	3.29
QC	2.44	3.19	3.60	3.10
NB	2.17	2.36	3.21	2.40
NS	3.67	2.62	2.14	2.00
NL	#N/A	2.25	3.00	4.50
BC	2.43	2.64	2.65	2.38
<b>National</b>	<b>2.69</b>	<b>2.92</b>	<b>3.09</b>	<b>3.05</b>

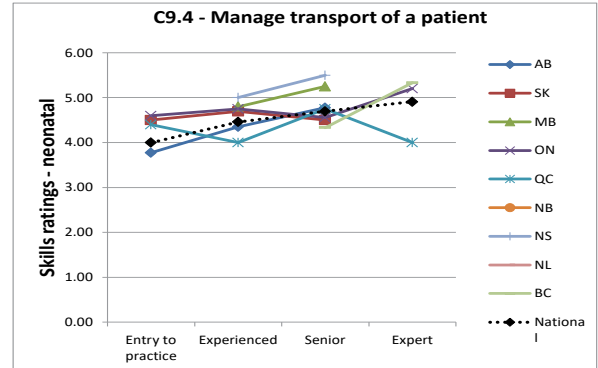
Number of respondents	Entry to practice	Experienced	Senior	Expert
AB	126	121	43	11
SK	9	27	9	1
MB	10	34	13	3
ON	38	79	41	7
QC	36	274	73	20
NB	6	11	14	5
NS	3	13	7	2
NL	0	20	11	2
BC	7	28	20	8
<b>National</b>	<b>238</b>	<b>608</b>	<b>232</b>	<b>60</b>

## C9 - Perform Adjunct Therapies



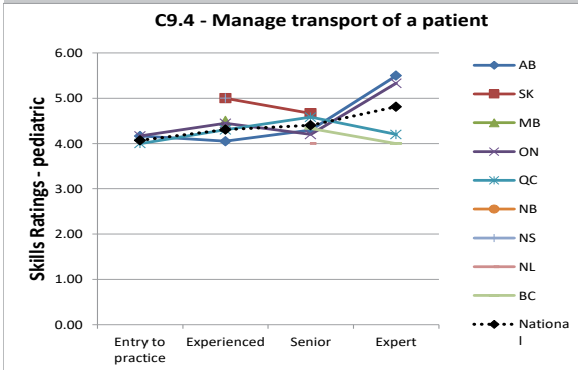
Frequency Ratings	Entry to practice	Experienced	Senior	Expert
AB	2.49	2.19	2.00	1.29
SK	3.55	3.64	2.50	0.75
MB	3.00	3.06	2.53	2.33
ON	2.58	2.76	2.56	2.60
QC	3.04	2.82	2.39	1.85
NB	3.43	2.04	2.14	1.43
NS	4.25	1.96	2.25	0.50
NL	#N/A	2.56	3.15	4.25
BC	3.57	3.25	3.29	3.09
<b>National</b>	<b>2.68</b>	<b>2.69</b>	<b>2.44</b>	<b>1.96</b>

Number of respondents	Entry to practice	Experienced	Senior	Expert
AB	171	181	71	24
SK	11	39	12	4
MB	12	47	15	3
ON	62	112	68	20
QC	51	372	114	34
NB	7	23	21	7
NS	4	25	12	4
NL	1	27	13	4
BC	7	32	28	11
<b>National</b>	<b>333</b>	<b>860</b>	<b>356</b>	<b>112</b>



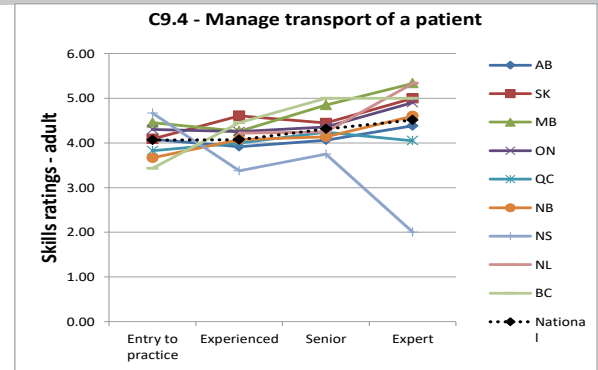
Skills Ratings - neonatal	Entry to practice	Experienced	Senior	Expert
AB	3.77	4.35	4.78	#N/A
SK	4.50	4.69	4.50	#N/A
MB	#N/A	4.80	5.25	#N/A
ON	4.60	4.75	4.56	5.20
QC	4.40	4.00	4.75	4.00
NB	#N/A	#N/A	#N/A	#N/A
NS	#N/A	5.00	5.50	#N/A
NL	#N/A	#N/A	#N/A	#N/A
BC	#N/A	#N/A	4.33	5.33
<b>National</b>	<b>4.00</b>	<b>4.46</b>	<b>4.69</b>	<b>4.91</b>

Number of respondents	Entry to practice	Experienced	Senior	Expert
AB	22	20	9	0
SK	2	13	2	0
MB	0	5	4	0
ON	5	12	9	5
QC	5	10	4	3
NB	1	0	1	0
NS	0	2	2	0
NL	0	0	1	0
BC	0	1	3	3
<b>National</b>	<b>37</b>	<b>63</b>	<b>36</b>	<b>11</b>



Skills Ratings - pediatric	Entry to practice	Experienced	Senior	Expert
AB	4.17	4.05	4.30	5.50
SK	#N/A	5.00	4.67	#N/A
MB	#N/A	4.50	#N/A	#N/A
ON	4.17	4.44	4.20	5.33
QC	4.00	4.30	4.58	4.20
NB	#N/A	#N/A	#N/A	#N/A
NS	#N/A	5.00	#N/A	#N/A
NL	#N/A	#N/A	4.00	#N/A
BC	#N/A	#N/A	4.33	4.00
<b>National</b>	<b>4.07</b>	<b>4.31</b>	<b>4.41</b>	<b>4.81</b>

Number of respondents	Entry to practice	Experienced	Senior	Expert
AB	12	19	10	4
SK	0	3	3	0
MB	0	2	1	0
ON	6	9	5	3
QC	7	23	12	5
NB	1	0	0	1
NS	0	2	0	0
NL	0	0	2	1
BC	0	0	3	2
<b>National</b>	<b>28</b>	<b>58</b>	<b>37</b>	<b>16</b>

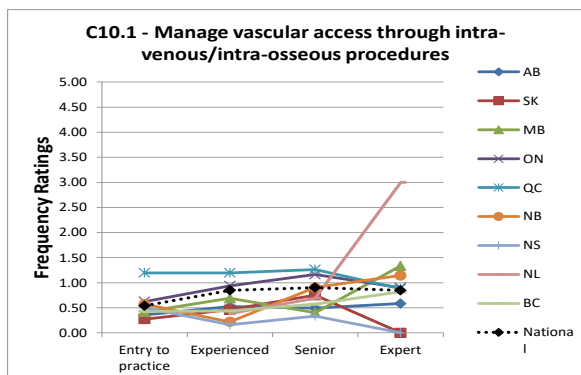


Skills Ratings - adult	Entry to practice	Experienced	Senior	Expert
AB	4.08	3.92	4.06	4.38
SK	4.09	4.61	4.44	5.00
MB	4.45	4.26	4.85	5.33
ON	4.30	4.25	4.36	4.90
QC	3.83	4.00	4.24	4.05
NB	3.67	4.08	4.13	4.60
NS	4.67	3.38	3.75	2.00
NL	#N/A	4.22	4.25	5.33
BC	3.43	4.45	5.00	5.00
<b>National</b>	<b>4.07</b>	<b>4.07</b>	<b>4.31</b>	<b>4.51</b>

Number of respondents	Entry to practice	Experienced	Senior	Expert
AB	131	133	48	13
SK	11	28	9	3
MB	11	38	13	3
ON	43	87	50	10
QC	40	292	83	21
NB	6	13	15	5
NS	3	16	8	2
NL	0	23	12	3
BC	7	31	22	9
<b>National</b>	<b>255</b>	<b>663</b>	<b>261</b>	<b>70</b>

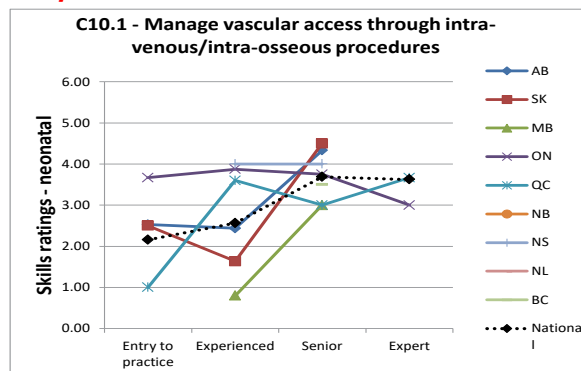


## C10 - Perform Invasive Vascular Procedures



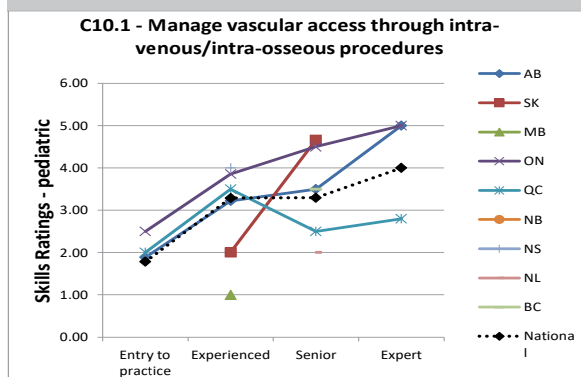
Frequency Ratings	Entry to practice	Experienced	Senior	Expert
AB	0.36	0.52	0.49	0.58
SK	0.27	0.46	0.75	0.00
MB	0.42	0.69	0.40	1.33
ON	0.62	0.94	1.16	0.90
QC	1.20	1.20	1.26	0.88
NB	0.57	0.22	0.90	1.14
NS	0.50	0.16	0.33	0.00
NL	#N/A	0.38	0.69	3.00
BC	0.43	0.44	0.57	0.82
<b>National</b>	<b>0.54</b>	<b>0.85</b>	<b>0.90</b>	<b>0.85</b>

Number of respondents	Entry to practice	Experienced	Senior	Expert
AB	171	180	71	24
SK	11	39	12	4
MB	12	48	15	3
ON	61	112	68	20
QC	51	372	114	34
NB	7	23	21	7
NS	4	25	12	4
NL	1	26	13	4
BC	7	32	28	11
<b>National</b>	<b>332</b>	<b>859</b>	<b>356</b>	<b>112</b>



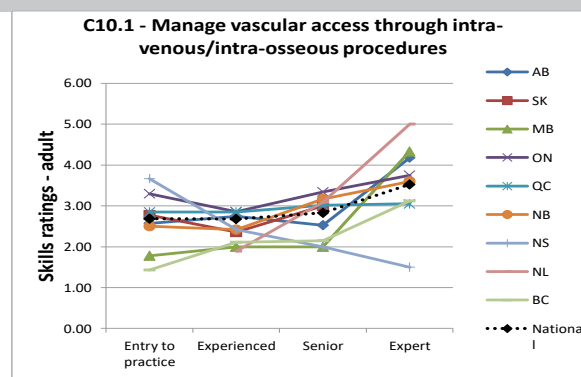
Skills Ratings - neonatal	Entry to practice	Experienced	Senior	Expert
AB	2.53	2.44	4.33	#N/A
SK	2.50	1.64	4.50	#N/A
MB	#N/A	0.80	3.00	#N/A
ON	3.67	3.88	3.75	3.00
QC	1.00	3.60	3.00	3.67
NB	#N/A	#N/A	#N/A	#N/A
NS	#N/A	4.00	4.00	#N/A
NL	#N/A	#N/A	#N/A	#N/A
BC	#N/A	#N/A	3.50	#N/A
<b>National</b>	<b>2.16</b>	<b>2.57</b>	<b>3.69</b>	<b>3.63</b>

Number of respondents	Entry to practice	Experienced	Senior	Expert
AB	19	16	9	0
SK	2	11	2	0
MB	0	5	4	0
ON	3	8	8	4
QC	5	10	3	3
NB	1	0	1	0
NS	0	2	2	0
NL	0	0	1	0
BC	0	1	2	1
<b>National</b>	<b>32</b>	<b>53</b>	<b>32</b>	<b>8</b>



Skills Ratings - pediatric	Entry to practice	Experienced	Senior	Expert
AB	1.89	3.22	3.50	5.00
SK	#N/A	2.00	4.67	#N/A
MB	#N/A	1.00	#N/A	#N/A
ON	2.50	3.86	4.50	5.00
QC	2.00	3.50	2.50	2.80
NB	#N/A	#N/A	#N/A	#N/A
NS	#N/A	4.00	#N/A	#N/A
NL	#N/A	#N/A	2.00	#N/A
BC	#N/A	#N/A	3.50	#N/A
<b>National</b>	<b>1.78</b>	<b>3.29</b>	<b>3.29</b>	<b>4.00</b>

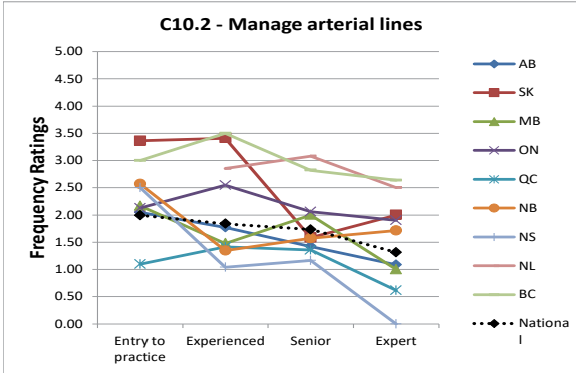
Number of respondents	Entry to practice	Experienced	Senior	Expert
AB	9	18	10	4
SK	0	3	3	0
MB	0	2	1	0
ON	4	7	4	3
QC	7	20	12	5
NB	1	0	0	1
NS	0	2	0	0
NL	0	0	2	0
BC	0	0	2	1
<b>National</b>	<b>23</b>	<b>52</b>	<b>34</b>	<b>14</b>



Skills Ratings - adult	Entry to practice	Experienced	Senior	Expert
AB	2.57	2.74	2.52	4.18
SK	2.78	2.36	3.00	#N/A
MB	1.78	2.00	2.00	4.33
ON	3.29	2.86	3.34	3.75
QC	2.85	2.85	3.01	3.05
NB	2.50	2.42	3.17	3.60
NS	3.67	2.42	2.00	1.50
NL	#N/A	1.89	3.09	5.00
BC	1.43	2.11	2.15	3.13
<b>National</b>	<b>2.69</b>	<b>2.68</b>	<b>2.83</b>	<b>3.52</b>

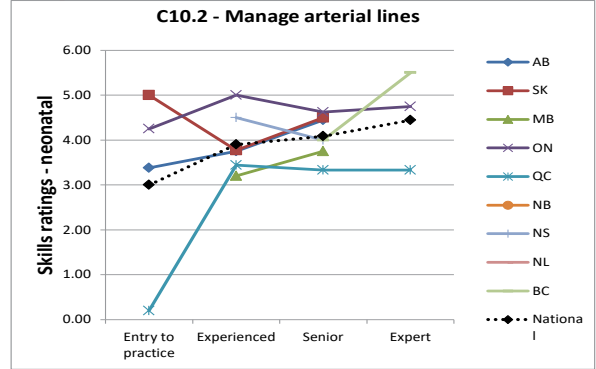
Number of respondents	Entry to practice	Experienced	Senior	Expert
AB	122	117	42	11
SK	9	25	9	1
MB	9	33	12	3
ON	34	78	41	8
QC	34	264	70	20
NB	6	12	12	5
NS	3	12	7	2
NL	0	18	11	3
BC	7	28	20	8
<b>National</b>	<b>226</b>	<b>587</b>	<b>224</b>	<b>61</b>

## C10 - Perform Invasive Vascular Procedures



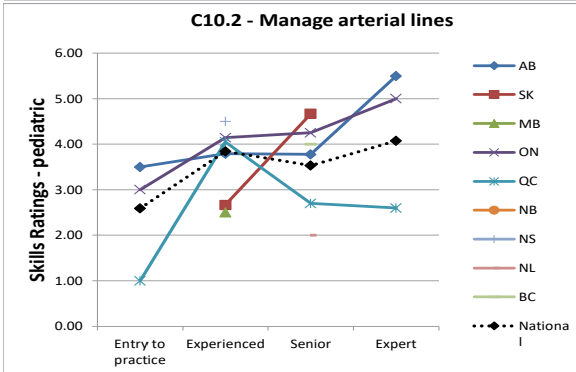
Frequency Ratings	Entry to practice	Experienced	Senior	Expert
AB	2.05	1.77	1.42	1.08
SK	3.36	3.41	1.58	2.00
MB	2.17	1.48	2.00	1.00
ON	2.13	2.54	2.06	1.90
QC	1.10	1.41	1.36	0.62
NB	2.57	1.35	1.57	1.71
NS	2.50	1.04	1.17	0.00
NL	#N/A	2.85	3.08	2.50
BC	3.00	3.50	2.82	2.64
<b>National</b>	<b>1.99</b>	<b>1.84</b>	<b>1.73</b>	<b>1.31</b>

Number of respondents	Entry to practice	Experienced	Senior	Expert
AB	171	179	71	24
SK	11	39	12	4
MB	12	48	15	3
ON	62	112	68	20
QC	51	370	114	34
NB	7	23	21	7
NS	4	25	12	4
NL	1	27	13	4
BC	7	32	28	11
<b>National</b>	<b>333</b>	<b>857</b>	<b>356</b>	<b>112</b>



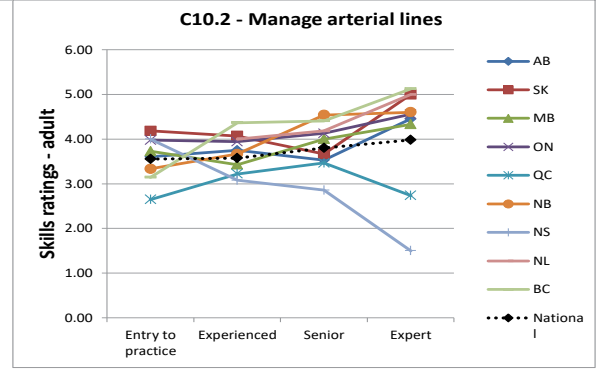
Skills Ratings - neonatal	Entry to practice	Experienced	Senior	Expert
AB	3.38	3.75	4.44	#N/A
SK	5.00	3.77	4.50	#N/A
MB	#N/A	3.20	3.75	#N/A
ON	4.25	5.00	4.63	4.75
QC	0.20	3.44	3.33	3.33
NB	#N/A	#N/A	#N/A	#N/A
NS	#N/A	4.50	4.00	#N/A
NL	#N/A	#N/A	#N/A	#N/A
BC	#N/A	#N/A	4.00	5.50
<b>National</b>	<b>3.00</b>	<b>3.90</b>	<b>4.09</b>	<b>4.44</b>

Number of respondents	Entry to practice	Experienced	Senior	Expert
AB	21	20	9	0
SK	2	13	2	0
MB	0	5	4	0
ON	4	10	8	4
QC	5	9	3	3
NB	1	0	1	0
NS	0	2	2	0
NL	0	0	1	0
BC	0	1	3	2
<b>National</b>	<b>35</b>	<b>60</b>	<b>34</b>	<b>9</b>



Skills Ratings - pediatric	Entry to practice	Experienced	Senior	Expert
AB	3.50	3.79	3.78	5.50
SK	#N/A	2.67	4.67	#N/A
MB	#N/A	2.50	#N/A	#N/A
ON	3.00	4.14	4.25	5.00
QC	1.00	4.05	2.70	2.60
NB	#N/A	#N/A	#N/A	#N/A
NS	#N/A	4.50	#N/A	#N/A
NL	#N/A	#N/A	2.00	#N/A
BC	#N/A	#N/A	4.00	#N/A
<b>National</b>	<b>2.59</b>	<b>3.85</b>	<b>3.53</b>	<b>4.07</b>

Number of respondents	Entry to practice	Experienced	Senior	Expert
AB	12	19	9	4
SK	0	3	3	0
MB	0	2	1	0
ON	5	7	4	3
QC	7	19	10	5
NB	1	0	0	1
NS	0	2	0	0
NL	0	0	2	0
BC	0	0	2	1
<b>National</b>	<b>27</b>	<b>52</b>	<b>32</b>	<b>14</b>

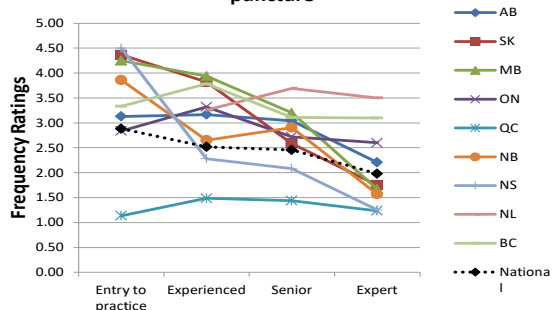


Skills Ratings - adult	Entry to practice	Experienced	Senior	Expert
AB	3.60	3.75	3.53	4.45
SK	4.18	4.07	3.67	5.00
MB	3.73	3.43	4.00	4.33
ON	3.98	3.94	4.13	4.56
QC	2.65	3.22	3.46	2.74
NB	3.33	3.67	4.54	4.60
NS	4.00	3.08	2.86	1.50
NL	#N/A	4.00	4.18	5.00
BC	3.14	4.37	4.41	5.13
<b>National</b>	<b>3.55</b>	<b>3.57</b>	<b>3.80</b>	<b>3.98</b>

Number of respondents	Entry to practice	Experienced	Senior	Expert
AB	128	131	47	11
SK	11	29	9	3
MB	11	35	13	3
ON	41	88	47	9
QC	34	262	71	19
NB	6	12	13	5
NS	3	13	7	2
NL	0	22	11	2
BC	7	30	22	8
<b>National</b>	<b>244</b>	<b>622</b>	<b>241</b>	<b>62</b>

## C10 - Perform Invasive Vascular Procedures

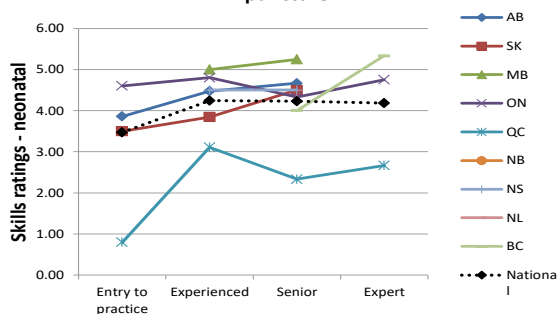
**C10.3 - Perform and arterial, venous or capillary puncture**



Frequency Ratings	Entry to practice	Experienced	Senior	Expert
AB	3.13	3.17	3.04	2.21
SK	4.36	3.82	2.58	1.75
MB	4.25	3.94	3.20	1.67
ON	2.84	3.32	2.72	2.60
QC	1.14	1.49	1.44	1.24
NB	3.86	2.65	2.90	1.57
NS	4.50	2.28	2.08	1.25
NL	#N/A	3.26	3.69	3.50
BC	3.33	3.78	3.11	3.10
<b>National</b>	<b>2.89</b>	<b>2.52</b>	<b>2.45</b>	<b>1.98</b>

Number of respondents	Entry to practice	Experienced	Senior	Expert
AB	171	181	70	24
SK	11	39	12	4
MB	12	48	15	3
ON	62	112	68	20
QC	51	372	114	34
NB	7	23	21	7
NS	4	25	12	4
NL	1	27	13	4
BC	6	32	28	10
<b>National</b>	<b>332</b>	<b>861</b>	<b>355</b>	<b>111</b>

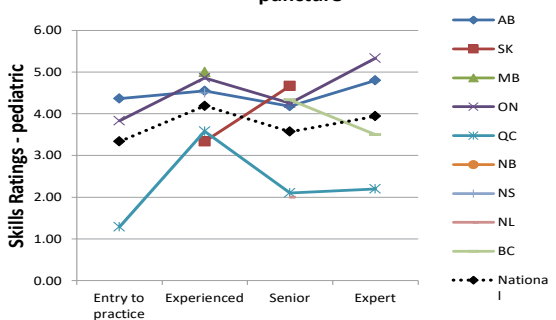
**C10.3 - Perform and arterial, venous or capillary puncture**



Skills Ratings - neonatal	Entry to practice	Experienced	Senior	Expert
AB	3.86	4.48	4.67	#N/A
SK	3.50	3.85	4.50	#N/A
MB	#N/A	5.00	5.25	#N/A
ON	4.60	4.80	4.33	4.75
QC	0.80	3.11	2.33	2.67
NB	#N/A	#N/A	#N/A	#N/A
NS	#N/A	4.50	4.50	#N/A
NL	#N/A	#N/A	#N/A	#N/A
BC	#N/A	#N/A	4.00	5.33
<b>National</b>	<b>3.47</b>	<b>4.25</b>	<b>4.23</b>	<b>4.18</b>

Number of respondents	Entry to practice	Experienced	Senior	Expert
AB	21	21	9	1
SK	2	13	2	0
MB	0	5	4	0
ON	5	10	9	4
QC	5	9	3	3
NB	1	0	1	0
NS	0	2	2	0
NL	0	0	0	0
BC	0	1	3	3
<b>National</b>	<b>36</b>	<b>61</b>	<b>35</b>	<b>11</b>

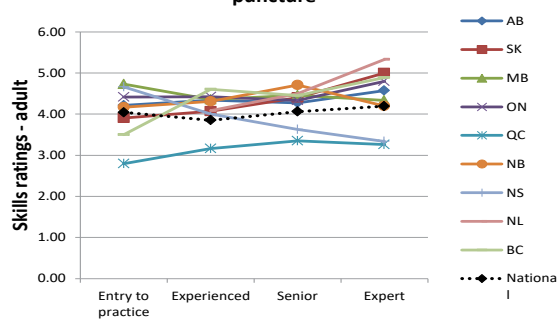
**C10.3 - Perform and arterial, venous or capillary puncture**



Skills Ratings - pediatric	Entry to practice	Experienced	Senior	Expert
AB	4.36	4.55	4.18	4.80
SK	#N/A	3.33	4.67	#N/A
MB	#N/A	5.00	#N/A	#N/A
ON	3.83	4.86	4.25	5.33
QC	1.29	3.58	2.10	2.20
NB	#N/A	#N/A	#N/A	#N/A
NS	#N/A	4.50	#N/A	#N/A
NL	#N/A	2.00	2.00	#N/A
BC	#N/A	#N/A	4.33	3.50
<b>National</b>	<b>3.33</b>	<b>4.19</b>	<b>3.57</b>	<b>3.94</b>

Number of respondents	Entry to practice	Experienced	Senior	Expert
AB	11	20	11	5
SK	0	3	3	0
MB	0	2	1	0
ON	6	7	4	3
QC	7	19	10	5
NB	1	0	0	1
NS	0	2	0	0
NL	0	0	2	1
BC	0	0	3	2
<b>National</b>	<b>27</b>	<b>53</b>	<b>35</b>	<b>17</b>

**C10.3 - Perform and arterial, venous or capillary puncture**

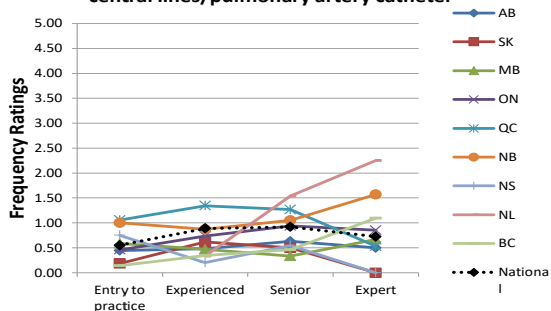


Skills Ratings - adult	Entry to practice	Experienced	Senior	Expert
AB	4.21	4.34	4.27	4.57
SK	3.91	4.07	4.40	5.00
MB	4.73	4.36	4.46	4.33
ON	4.41	4.42	4.33	4.80
QC	2.79	3.16	3.35	3.26
NB	4.17	4.31	4.71	4.20
NS	4.67	4.00	3.63	3.33
NL	#N/A	4.08	4.50	5.33
BC	3.50	4.60	4.45	4.89
<b>National</b>	<b>4.04</b>	<b>3.85</b>	<b>4.06</b>	<b>4.19</b>

Number of respondents	Entry to practice	Experienced	Senior	Expert
AB	135	141	51	14
SK	11	28	10	3
MB	11	42	13	3
ON	41	92	51	10
QC	34	272	77	23
NB	6	16	17	5
NS	3	17	8	3
NL	0	24	12	3
BC	6	30	22	9
<b>National</b>	<b>250</b>	<b>663</b>	<b>262</b>	<b>73</b>

## C10 - Perform Invasive Vascular Procedures

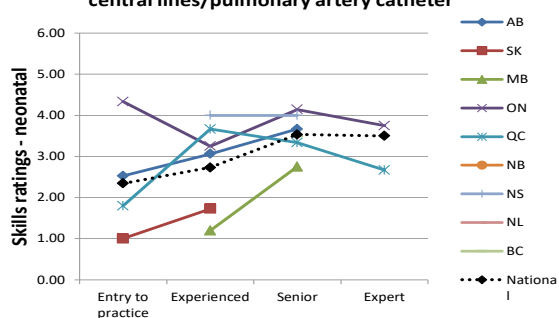
**C10.4 - Assist with vascular access through central lines/pulmonary artery catheter**



Frequency Ratings	Entry to practice	Experienced	Senior	Expert
AB	0.44	0.48	0.63	0.50
SK	0.18	0.62	0.50	0.00
MB	0.58	0.47	0.33	0.67
ON	0.46	0.73	0.94	0.85
QC	1.06	1.34	1.27	0.53
NB	1.00	0.87	1.05	1.57
NS	0.75	0.20	0.55	0.00
NL	#N/A	0.33	1.54	2.25
BC	0.14	0.34	0.46	1.09
<b>National</b>	<b>0.55</b>	<b>0.89</b>	<b>0.92</b>	<b>0.72</b>

Number of respondents	Entry to practice	Experienced	Senior	Expert
AB	171	180	70	24
SK	11	39	12	4
MB	12	47	15	3
ON	61	112	68	20
QC	51	372	113	34
NB	7	23	21	7
NS	4	25	11	4
NL	1	27	13	4
BC	7	32	28	11
<b>National</b>	<b>332</b>	<b>858</b>	<b>353</b>	<b>112</b>

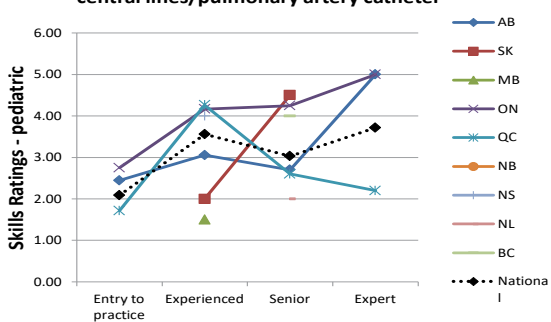
**C10.4 - Assist with vascular access through central lines/pulmonary artery catheter**



Skills Ratings - neonatal	Entry to practice	Experienced	Senior	Expert
AB	2.53	3.06	3.67	#N/A
SK	1.00	1.73	#N/A	#N/A
MB	#N/A	1.20	2.75	#N/A
ON	4.33	3.25	4.14	3.75
QC	1.80	3.67	3.33	2.67
NB	#N/A	#N/A	#N/A	#N/A
NS	#N/A	4.00	4.00	#N/A
NL	#N/A	#N/A	#N/A	#N/A
BC	#N/A	#N/A	3.50	#N/A
<b>National</b>	<b>2.34</b>	<b>2.73</b>	<b>3.53</b>	<b>3.50</b>

Number of respondents	Entry to practice	Experienced	Senior	Expert
AB	19	16	9	0
SK	2	11	1	0
MB	0	5	4	0
ON	3	8	7	4
QC	5	9	3	3
NB	1	0	1	0
NS	0	2	2	0
NL	0	0	1	0
BC	0	1	2	1
<b>National</b>	<b>32</b>	<b>52</b>	<b>30</b>	<b>8</b>

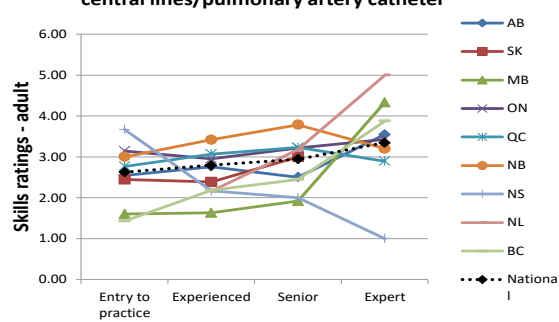
**C10.4 - Assist with vascular access through central lines/pulmonary artery catheter**



Skills Ratings - pediatric	Entry to practice	Experienced	Senior	Expert
AB	2.44	3.06	2.70	5.00
SK	#N/A	2.00	4.50	#N/A
MB	#N/A	1.50	#N/A	#N/A
ON	2.75	4.17	4.25	5.00
QC	1.71	4.26	2.60	2.20
NB	#N/A	#N/A	#N/A	#N/A
NS	#N/A	4.00	#N/A	#N/A
NL	#N/A	#N/A	2.00	#N/A
BC	#N/A	#N/A	4.00	#N/A
<b>National</b>	<b>2.09</b>	<b>3.56</b>	<b>3.03</b>	<b>3.71</b>

Number of respondents	Entry to practice	Experienced	Senior	Expert
AB	9	18	10	4
SK	0	3	2	0
MB	0	2	1	0
ON	4	6	4	3
QC	7	19	10	5
NB	1	0	0	1
NS	0	2	0	0
NL	0	0	2	0
BC	0	0	2	1
<b>National</b>	<b>23</b>	<b>50</b>	<b>31</b>	<b>14</b>

**C10.4 - Assist with vascular access through central lines/pulmonary artery catheter**

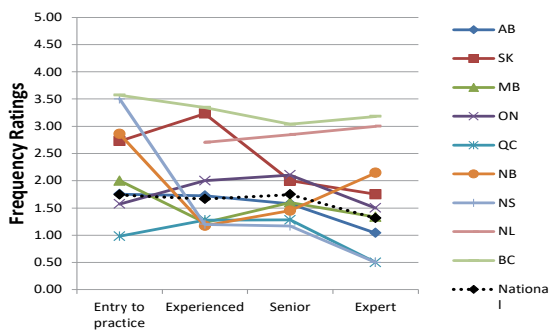


Skills Ratings - adult	Entry to practice	Experienced	Senior	Expert
AB	2.54	2.76	2.50	3.55
SK	2.44	2.38	3.00	#N/A
MB	1.60	1.63	1.92	4.33
ON	3.14	2.95	3.22	3.43
QC	2.76	3.07	3.23	2.89
NB	3.00	3.42	3.79	3.20
NS	3.67	2.17	2.00	1.00
NL	#N/A	2.16	3.18	5.00
BC	1.43	2.18	2.45	3.88
<b>National</b>	<b>2.62</b>	<b>2.79</b>	<b>2.94</b>	<b>3.34</b>

Number of respondents	Entry to practice	Experienced	Senior	Expert
AB	122	119	42	11
SK	9	26	9	1
MB	10	35	12	3
ON	35	78	41	7
QC	34	267	70	19
NB	6	12	14	5
NS	3	12	7	2
NL	0	19	11	2
BC	7	28	20	8
<b>National</b>	<b>228</b>	<b>596</b>	<b>226</b>	<b>58</b>

## C10 - Perform Invasive Vascular Procedures

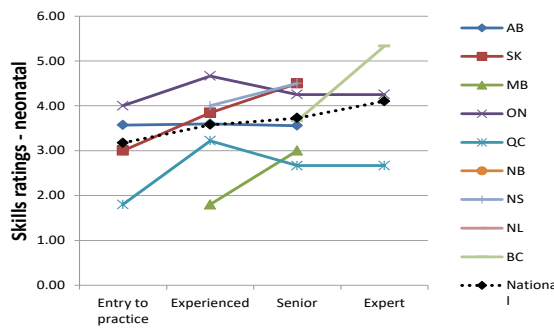
**C10.5 - Collect samples using indwelling catheter**



Frequency Ratings	Entry to practice	Experienced	Senior	Expert
AB	1.75	1.72	1.58	1.04
SK	2.73	3.23	2.00	1.75
MB	2.00	1.23	1.60	1.33
ON	1.57	2.00	2.10	1.50
QC	0.98	1.28	1.28	0.50
NB	2.86	1.17	1.45	2.14
NS	3.50	1.20	1.17	0.50
NL	#N/A	2.70	2.85	3.00
BC	3.57	3.34	3.04	3.18
<b>National</b>	<b>1.74</b>	<b>1.67</b>	<b>1.75</b>	<b>1.31</b>

Number of respondents	Entry to practice	Experienced	Senior	Expert
AB	171	178	71	24
SK	11	39	12	4
MB	12	47	15	3
ON	61	110	68	20
QC	51	371	114	34
NB	7	23	20	7
NS	4	25	12	4
NL	1	27	13	4
BC	7	32	28	11
<b>National</b>	<b>332</b>	<b>854</b>	<b>355</b>	<b>112</b>

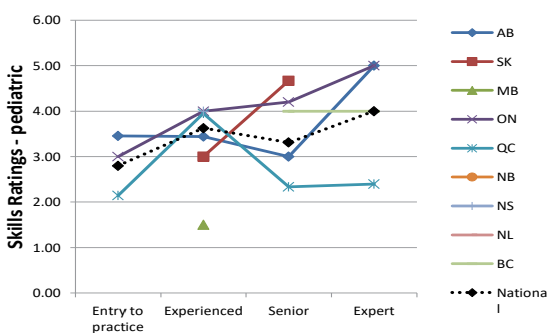
**C10.5 - Collect samples using indwelling catheter**



Skills Ratings - neonatal	Entry to practice	Experienced	Senior	Expert
AB	3.57	3.60	3.56	#N/A
SK	3.00	3.85	4.50	#N/A
MB	#N/A	1.80	3.00	#N/A
ON	4.00	4.67	4.25	4.25
QC	1.80	3.22	2.67	2.67
NB	#N/A	#N/A	#N/A	#N/A
NS	#N/A	4.00	4.50	#N/A
NL	#N/A	#N/A	#N/A	#N/A
BC	#N/A	#N/A	3.67	5.33
<b>National</b>	<b>3.17</b>	<b>3.58</b>	<b>3.73</b>	<b>4.10</b>

Number of respondents	Entry to practice	Experienced	Senior	Expert
AB	21	20	9	0
SK	2	13	2	0
MB	0	5	4	0
ON	4	9	8	4
QC	5	9	3	3
NB	1	0	1	0
NS	0	2	2	0
NL	0	0	0	0
BC	0	1	3	3
<b>National</b>	<b>35</b>	<b>59</b>	<b>33</b>	<b>10</b>

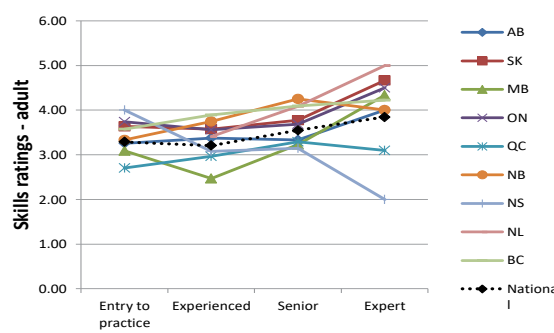
**C10.5 - Collect samples using indwelling catheter**



Skills Ratings - pediatric	Entry to practice	Experienced	Senior	Expert
AB	3.45	3.44	3.00	5.00
SK	#N/A	3.00	4.67	#N/A
MB	#N/A	1.50	#N/A	#N/A
ON	3.00	4.00	4.20	5.00
QC	2.14	3.95	2.33	2.40
NB	#N/A	#N/A	#N/A	#N/A
NS	#N/A	4.00	#N/A	#N/A
NL	#N/A	#N/A	#N/A	#N/A
BC	#N/A	4.00	4.00	4.00
<b>National</b>	<b>2.80</b>	<b>3.63</b>	<b>3.31</b>	<b>4.00</b>

Number of respondents	Entry to practice	Experienced	Senior	Expert
AB	11	18	10	4
SK	0	3	3	0
MB	0	2	1	0
ON	4	7	5	3
QC	7	19	9	5
NB	1	0	0	1
NS	0	2	0	0
NL	0	0	1	1
BC	0	0	2	2
<b>National</b>	<b>25</b>	<b>51</b>	<b>32</b>	<b>16</b>

**C10.5 - Collect samples using indwelling catheter**



Skills Ratings - adult	Entry to practice	Experienced	Senior	Expert
AB	3.26	3.37	3.33	4.00
SK	3.64	3.57	3.78	4.67
MB	3.09	2.47	3.23	4.33
ON	3.74	3.56	3.69	4.50
QC	2.71	2.97	3.29	3.10
NB	3.33	3.75	4.25	4.00
NS	4.00	3.08	3.14	2.00
NL	#N/A	3.41	4.08	5.00
BC	3.57	3.89	4.10	4.22
<b>National</b>	<b>3.29</b>	<b>3.21</b>	<b>3.55</b>	<b>3.85</b>

Number of respondents	Entry to practice	Experienced	Senior	Expert
AB	124	126	48	12
SK	11	28	9	3
MB	11	36	13	3
ON	38	86	48	8
QC	34	260	72	20
NB	6	12	12	5
NS	3	13	7	2
NL	0	22	12	3
BC	7	27	21	9
<b>National</b>	<b>237</b>	<b>611</b>	<b>243</b>	<b>65</b>



The National Alliance of  
Respiratory Therapy Regulatory Bodies

---

L'Alliance nationale des organismes de  
réglementation de la thérapie respiratoire

[www.nartrb.ca](http://www.nartrb.ca)